


Suffolk and North East Essex Dental Foundation Training Scheme

Autumn Term Programme 2021-2022





Suffolk and North East Essex Dental Foundation Training Scheme

Ipswich Postgraduate Medical and Dental Education Centre

Ipswich Hospital, Heath Road, Ipswich. IP4 5PD

Tel: 01473 702561 Ext: 1561

Cambridge Postgraduate Medical Centre, Deakin Centre

Addenbrooke's Hospital, Hills Road, Cambridge. CB2 0QQ

Tel: 01223 256562 Ext: 256562

Regional Postgraduate Dental Dean	Andrew Dickenson
Regional Deputy Postgraduate Dental Dean, Early Years	Deborah Manger
Associate Dental Dean for Regional Trainee Support	Fleur Kellett
Regional Dental Account Manager	Rivie Mayele-Tamina
Regional Dental Faculty Support Officer	Patti Bradshaw, Jemma Brighton
Regional Faculty Support Administrator	Peta Wright, Kapil Nandha
Postgraduate Centre Manager	TBC (Ipswich) Mary Archibald (Cambridge)
Scheme Administrator	Katie Winearls (Ipswich) Jana Barnard (Cambridge)
Training Programme Director	Jemimah Rowden LDS RCS(Eng) PGCDental Ed(Beds) Homewood Dental Practice (Together Dental) 19-21 Shenfield Road, Brentwood, Essex CM15 8AG P: 01277 220147, M: 07956 429 033 jemimah.rowden@hee.nhs.uk



Suffolk and North East Essex Dental Foundation Training Scheme

Index to Autumn Term Programme

Midlands and East Region	2
Index	3
Suffolk and North East Essex Scheme Postgraduate Centre	4
List of Study Days for Autumn Term	8
Details of Study Days	10
Calendar for 2021-2022	32
ESs and FDs of Suffolk and North East Essex Scheme	33
Buddy ES pairs for Suffolk and North East Essex Scheme	36
Online Learning 2021-2022	37
e-LIFT Project 2021-2022	41
Milestones and APLAN 2021-2022	42
Problem Solving and Support Suffolk and North East Essex Scheme	43
Claiming Travel and Subsistence 2021-2022	44
Audit Project 2021-2022	45
Practice Equipment List 2021-2022	46
Useful Links 2021-2022	48
Speakers for Autumn Term	49



Suffolk and North East Essex Dental Foundation Training Scheme

Ipswich Postgraduate Medical and Dental Education Centre



The Postgraduate Education Centre is located on site at Ipswich Hospital and is responsible for planning and promoting medical and dental education within the Trust and on a Regional level. The Centre aims to provide the infrastructure and support to facilitate the education, training and continuing development of health care from around the country.

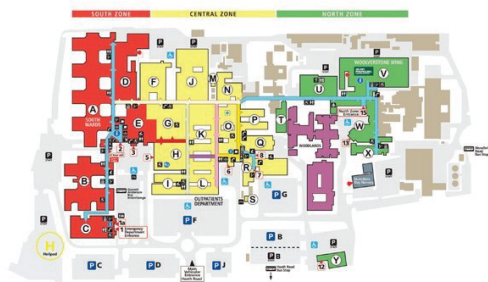
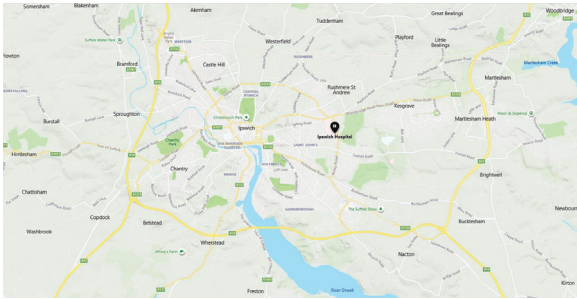


Ipswich PGME has an on site Dental Skills Centre, providing specialist hands on training for Foundation Dental Programs as well as CPD and DWD courses. The equipment and facilities are regularly updated. The most recent additions include a new x-ray room, a portable interactive presentation unit and large microscope.

Our training is well supported by the local Maxillofacial and Oral Surgery department who provide an exclusive insight into hands on dentistry within a hospital environment. Our library is an additional resource that is available to all who wish to utilise the study space and resources.



Location and Map



Ipswich Hospital is situated just outside of the town centre.

The Hospital is well served by the following methods of public transport:

By Bus

There are bus stops inside the hospital grounds, just outside the Garrett Anderson Centre (Emergency department) and on Woodbridge Road, near a pedestrian entrance to hospital grounds.

By car or motorbike

Exit the A14 at junction 57 on to the A1189. Continue on the A1189 and follow the signs to the hospital.

Parking at Ipswich Hospital

There is on site parking available to all visitors and staff, however this is limited so it is important to arrive at the hospital in good time before each study day.

By Train

Ipswich has two railway stations:


Ipswich Rail Station (IPS) is 4.7 miles from the hospital. The station has a taxi rank. The 66 bus runs between the train station and the hospital.

Derby Road Rail Station (DBR) is 1.3 miles from the hospital. The station does not have a taxi rank. The 6 bus runs from nearby Foxhall Road to the pedestrian entrance to hospital grounds opposite Adelaide Road. From Derby Road Rail Station the hospital is a 20 minute walk via Foxhall Road and Pearson Road.



Suffolk and North East Essex Dental Foundation Training Scheme

Cambridge Postgraduate Medical Centre, Deakin Centre

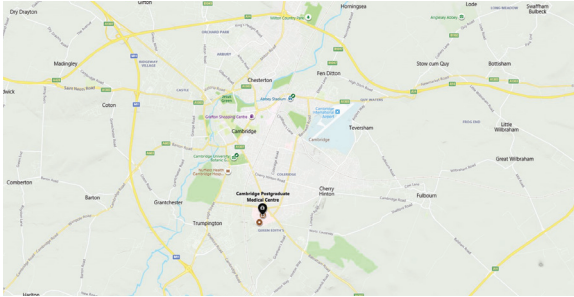


The Deakin Learning Centre is a friendly and inclusive learning environment designed to provide a range of high quality community services combined with excellent education and training provision. We are situated to the south of the historic city of Cambridge, at the heart of Addenbrookes Hospital Biomedical Campus, serving the Eastern region.

The Deakin Centre is a satellite enterprise operating under the well-established leadership of Cambridge Regional College as a development of the faculty of Health, Social Care and Childcare. We offer a range of programmes and services in our innovative, world-class facility. The Postgraduate Medical Centre is situated on the first floor of the Deakin Centre and provides the infrastructure and support to facilitate education, training and continuing development of health professionals.

The centre also boasts pause areas and the Pod Café; and is well served by public transport. We are just a short walk away from the bus station with a 6-storey parking block adjacent to the building itself.

Location and Map



The Centre is situated at the heart of Addenbrookes Hospital Biomedical Campus. You will find us on Richard Howe Way, adjacent to the main hospital car park (Car Park 1).

The Campus is well served by the following methods of public transport:

By Bus

Nearly 60 buses an hour serve Addenbrooke's Hospital on weekdays. Services originating from within the city of Cambridge and beyond.

Guided Busway

The Huntingdon to Trumpington park and ride service via Addenbrooke's Hospital runs from Monday to Saturday and provides a direct, traffic-free route between Trumpington Park and ride, the hospital campus and Cambridge railway station. There are several stops around the hospital.

By Train

Trains stop at Cambridge Railway Station, which is about two miles from Addenbrooke's Hospital. There are frequent buses from the train station (Citi 1 and Citi 7) to Addenbrooke's Hospital as well as a taxi rank.

Park and Ride

Babraham Road to Addenbrooke's Hospital: Use the green Park and Ride buses. The travel duration is 5 minutes. You should ask the driver for a 'Short Hop Ticket - park and ride to Addenbrooke's Hospital.

Milton to Addenbrooke's Hospital: Use the green Park and Ride buses. The travel duration is 35 minutes.

Trumpington to Addenbrooke's Hospital: The travel duration is 11 minutes.

Parking at Addenbrooke's Hospital

Multi-storey Car Park 1 & 2 are available but can be very costly if parking for the whole day but a possibility if you are car sharing with your colleagues.



Autumn Term

Venues and Subjects

Friday 3rd September	Scheme Induction	<i>Virtual Remote Learning Platform - Links to be confirmed.</i>
Friday 10th September	Regional Induction - Welcome and Introduction Using the Dental ePortfolio Introduction to the GDC The NHS Business Services Authority	<i>Virtual Remote Learning Platform - Links to be confirmed.</i>
Friday 17th September	Clinical Skills Refresher (Hands On)	<i>Ipswich PGME Centre - Dental Skills Room</i>
Thursday 23rd September	'The FD Experience' NHS Rules and Regulations Clinical Photography	<i>Virtual Remote Learning Platform - Links to be confirmed.</i>
Friday 24th September	Paediatric Dentistry - joint session with MSE Scheme	<i>Virtual Remote Learning Platform - Links to be confirmed.</i>
Friday 1st October	e-Learning	<i>Virtual Remote Learning Platform - Links to be confirmed.</i>
Thursday 14th October	Anterior Restorations inc Composite and Amalgam (Hands On)	<i>Ipswich PGME Centre - Dental Skills Room</i>
Friday 15th October	Posterior Restorations inc Composite and Amalgam (Hands On)	<i>Ipswich PGME Centre - Dental Skills Room</i>
Wednesday 20th October	Early Stage Reviews	<i>Virtual Remote Learning Platform - Links to be confirmed.</i>
Friday 22nd October	Oral Surgery (Hands On)	<i>Ipswich PGME Centre - Dental Skills Room</i>

Friday 29th October	Milestone 1	<i>Cambridge PGMC - Lecture Theatre TBC</i>
Friday 5th November	Endodontics 1 (Hands On)	<i>Ipswich PGME Centre - Dental Skills Room</i>
Friday 12th November	Orthodontics	<i>Virtual Remote Learning Platform - Links to be confirmed.</i>
Thursday 18th November	Anterior Crown Prep and Veneers (Hands On)	<i>Ipswich PGME Centre - Dental Skills Room</i>
Friday 19th November	Posterior Crown Prep and Onlays (Hands On)	<i>Ipswich PGME Centre - Dental Skills Room</i>
Friday 26th November	e-Learning	<i>Virtual Remote Learning Platform - Links to be confirmed.</i>
Friday 3rd December	SCRIPT	<i>Virtual Remote Learning Platform - Links to be confirmed.</i>
Friday 10th Decemeber	e-Lift Foundation Skills	<i>In Practice</i>
Friday 17th December	Communication Skills	<i>Virtual Remote Learning Platform - Links to be confirmed.</i>

Important Dates and Deadlines

e-Learning	Friday 1st October 2021
Early Stage Review	Wednesday 20th October 2021
Milestone 1	Friday 29th October 2021
e-Learning	Friday 26th November 2021
SCRIPT	Friday 3rd December 2021
e-LIFT Foundation Skills	Friday 10th December 2021



Friday 3rd September

Virtual Remote Learning Platform - Links to be confirmed.

Day Session

09.30

Scheme Induction

CPD Hrs = 6

Jemimah Rowden

TPD



Learn about the Dental Foundation Training year, the induction process, the support services available and the commitment needed to complete the year.

Objectives

- *To introduce and orientate delegates to the Dental Foundation Training programme.*
- *To give delegates tools to develop their role as a Foundation Dentist throughout the year.*
- *Inform delegates of the requirements of Foundation Training and to develop teamwork skills.*

Learning Content

- *Be able to demonstrate an understanding of learning styles and reflection.*
- *Define the timeline of the Dental Foundation Training year.*
- *Have a knowledge of their peer group and Midlands & East HEE personnel together with an enhanced ability to work with others as a team.*

GDC Outcomes: A B C D





Friday 10th September

Virtual Remote Learning Platform - Links to be confirmed.

Morning Session

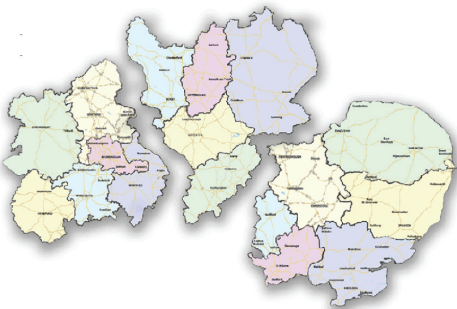
09.00

Regional Induction - Welcome and Introduction

CPD Hrs = 6

Deborah Manger

Regional Deputy Postgraduate Dental Dean, Early Years



This session is a welcome to all the new Foundation Dentists in the Midlands and East Region and to introduce and orientate them to their Dental Foundation Training year. It will help everyone develop their role as a Foundation Dentist throughout the year by providing information about the content and timelines that have to be maintained. Completion of Dental Foundation Training has specific requirements and these will be outlined and discussed.

Objectives

- Explain what the Dental Foundation Training year involves, the induction process, the support services available and the commitment needed to complete the year.
- Provide experience, access to and navigation of the Dental Foundation Training e-portfolio, Intrepid Course Manager, APlan and the HEE-M&E website.
- Define the RCP process involved in the satisfactory completion of Dental Foundation Training.

Learning Content

- Be able to demonstrate an understanding of learning styles and reflection.
- Have a recognition of their peer group and Midlands & East HEE personnel together with an enhanced ability to work with others as a team.
- Recognise the need for professional and ethical behaviour and have knowledge of the NHS rules and regulations.

GDC Outcomes: A B C D





Friday 10th September

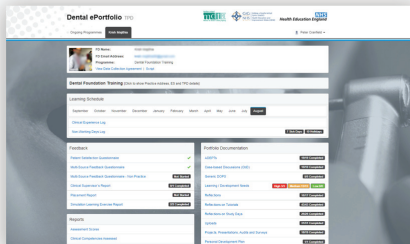
Virtual Remote Learning Platform - Links to be confirmed.

0.00

Using the Dental ePortfolio

Peter Cranfield

TPD & Regional Advisor for Projects & Innovation



The Dental ePortfolio is an online record of your progress and and development throughout the Foundation Training year. Not only does it contain your reflective comments on your experiences and learning, but it also records all your achievements and their assessments. It provides tools for gaining feedback from the dental team around you, and also from your patients. It also logs your clinical work and growth. Timely completion of the ePortfolio is essential and this session is an opportunity to learn about the content and hidden depths of the ePortfolio.

10.50

Break

11.00

Introduction to the GDC

Elena Scherbatykh

Policy Manager · General Dental Council



The General Dental Council re an independent organisation which regulates dentists and dental care professionals in the UK. They set dental standards, hold a register of qualified dental professionals, quality assure education and investigate concerns about treatment or conduct.

Objectives

- To learn about the role and structure of the GDC.
- To learn about how the GDC regulates the profession
- To learn about professional and ethical responsibilities of registrants

Learning Content

- FD's responsibilities as Dental Professionals
- How the GDC functions.
- What sanctions can be applied to registrants in breach of their professional standards

GDC Outcomes: A B C D

12.00

Lunch



Friday 10th September

Virtual Remote Learning Platform - Links to be confirmed.

Afternoon Session

12.30

The NHS Business Services Authority

Speaker role

The NHS BSA support those essential providers of services to the NHS, dental providers and performers. They are responsible for processing all the claims we make in practice for the treatment that we provide for our patients; a total of over 43.6 million dental claims per year.

Our access to the BSA is often through the Compass portal, where we can see and update information about ourselves as dental performers and our dental claims.

Today's webinar will give us insight into the work of the BSA and requirements of the NHS Dental Regulations which direct and control our dental care provision.

The day will be completed by a short session from Deborah Manger.



Friday 17th September

Ipswich PGME Centre - Dental Skills Room

Day Session

09.30

Clinical Skills Refresher (Hands On)

CPD Hrs = 6

Jemimah Rowden

TPD



Learn more about the Dental Foundation Training year, in particular the requirements and expectations during hands on study days. Introduction to the Clinical Skills Room and on site facilities available to FDs throughout the year.

Objectives

- To give Foundation Dentists the opportunity to revisit many straight forward clinical techniques and processes and to refresh the skills learned at dental school, before starting in practice.
- To give all Foundation Dentists and opportunity for peer review of operative technique
- To identify those Foundation Dentists who may need additional support at the start of the training year.

Learning Content

- To refresh and optimise skills in cavity and crown planning, design, preparation, and caries removal by practical experience.
- To gain experience in placement, carving and finishing of amalgam and composite resin restorations.
- To identify through experience and peer review areas of experiential or learning need across a wide range of techniques.

GDC Outcomes: A B C D



This is a joint Foundation Dentist and Educational Supervisor session.



Thursday 23rd September

Virtual Remote Learning Platform - Links to be confirmed.

Morning Session

09.00

'The FD Experience'

CPD Hrs = 0

'The FD Experience' with previous scheme FDs

Speaker role

A short session to discuss the year ahead with two Foundation Dentists from last years' scheme. First hand accounts, experiences as well as valuable advice from those who have 'been there, done that'.

10.00

NHS Rules and Regulations

CPD Hrs = 3

Jinesh Vaghela and Ali Chohan

Speaker role



Provide Foundation Dentists with a working knowledge of the rules and regulations applying to the provision of NHS dental care for their patients and to ensure they are able to inform patients appropriately of the availability of NHS services.

Objectives

- *Explain how and when to claim for NHS treatment that has been provided to patients.*
- *Define the rules regarding provision of NHS dental care.*
- *Have the ability to talk confidently about what can be provided through NHS dental services.*

Learning Content

- *List the structures and content of NHS treatment bands and associated NHS banding charges.*
- *Apply the rules regarding provision of NHS dental care.*
- *Be able to perform within the structure of NHS GDS contracts.*

GDC Outcomes: A B D





Thursday 23rd September

Virtual Remote Learning Platform - Links to be confirmed.

Afternoon Session

13.30

Clinical Photography

CPD Hrs = 3

Jinesh Vaghela and Ali Chohan

Speaker role

To review the terminology and basic functions of cameras and accessory equipment used in dental clinical photography, allowing the Foundation Dentist to take good quality clinical images.

Objectives

- *Identify the importance of obtaining valid consent from patients and keeping full and contemporaneous records alongside consent policies and procedures required when taking, storing and publishing clinical photographic images.*
- *Evaluate use of the most optimal equipment, camera settings and accessory equipment to produce high quality clinical images and to be able to diagnose if how to improve suboptimal images.*
- *Recognise the use of the wider team to aid image production of a high standard and how to use software to prepare images for use in presentations and projects.*

Learning Content

- *Demonstrate consistent, high quality clinical images to be used for patient education, building their own clinical portfolio and for coursework submissions throughout the training year.*
- *Evaluate their own clinical images to troubleshoot how to improve them where issues arise.*
- *Construct a systematic approach to make clinical photography routine in the Foundation Dentist's daily workflow.*

GDC Outcomes: A B C D





Friday 24th September

Virtual Remote Learning Platform - Links to be confirmed.

Morning Session

09.30

Paediatric Dentistry - joint session with MSE Scheme

CPD Hrs = 3

Sunny and Sanjay Sareen

Speaker role

The aim of this day is to review current best practice in the dental management of paediatric patients. This will be discussed using a series of case studies (plus the use of models to conduct hands on exercises).

Objectives

- Assess and list our responsibilities in relation to paediatric management within in general dental practice.
- Demonstrate the use of stainless steel crowns on models to help develop the skills to use the Hall technique in a reliable manner.

Learning Content

- Perform a clinical assessment, special investigations and immediate management of acute dental trauma.
- List current treatment protocols in managing symptomatic/asymptomatic primary teeth and be able to apply current restorative techniques to manage various scenarios.
- Recognise when a stainless steel crown is the preferred treatment option in and demonstrate delivery of this treatment modality.
- Be able to evaluate our responsibilities to provide safeguarding for children within a general dental environment.

GDC Outcomes: A C

There will be the opportunity for a whole scheme 'catch up' with Jemimah (TPD) in the afternoon.





Friday 1st October

Virtual Remote Learning Platform - Links to be confirmed.

Day Session

09.30

e-Learning

CPD Hrs = 0

FDs

Speaker role

Allocated day for FDs to work on their e-Learning modules at home or in practice.

As part of your Foundation training year within Midlands and East you will undertake a number of online e_Learning modules. All of these e-learning modules have specific completion dates.

Most of the e-Learning can be accessed from the e-LFH (e-Learning for Health) website, but the Script modules can be accessed directly from your e-Portfolio using the tab at the top of the dashboard page.

Turn to page 33 for further information.



Thursday 14th October

Ipswich PGME Centre - Dental Skills Room

Day Session

09.30

Anterior Restorations inc Composite and Amalgam (Hands On)

CPD Hrs = 6

Jinesh Vaghela and Ali Chohan

Speaker role



To assist Foundation Dentists in choosing which materials, equipment and techniques to employ when directly restoring anterior teeth.

Objectives

- *Evaluate the current status of direct anterior restorations, material selection, cavity design and where relevant, bonding protocols.*
- *Define how isolation/moisture control aids the placement of certain materials.*
- *Undertake practical exercises to reinforce protocols on contemporary matrix selection, placement of composite and amalgam, alongside shaping, finishing and polishing of these materials.*

Learning Content

- *Critique from improved knowledge and ability, when to use which material where for direct anterior restorations.*
- *To have enhanced practical skills in restoring anterior teeth, using a variety of techniques and equipment, to an appropriate form, to provide a functional restoration.*

GDC Outcomes: A C



Friday 15th October

Ipswich PGME Centre - Dental Skills Room

Day Session

09.30

Posterior Restorations inc Composite and Amalgam (Hands On)

CPD Hrs = 6

Jinesh Vaghela and Ali Chohan

Speaker role



To assist Foundation Dentists in choosing which materials, equipment and techniques to employ when directly restoring posterior teeth.

Objectives

- *Evaluate the current status of direct posterior restorations, material selection, cavity design and where relevant, bonding protocols.*
- *Define how isolation/moisture control aids the placement of certain materials.*
- *Undertake practical exercises to reinforce protocols on contemporary matrix selection, placement of composite and amalgam, alongside shaping, finishing and polishing of these materials.*

Learning Content

- *Critique from improved knowledge and ability, when to use which material where for direct posterior restorations.*
- *To have enhanced practical skills in restoring posterior teeth, using a variety of techniques and equipment, to an appropriate form, to provide a functional restoration.*

GDC Outcomes: A C



Wednesday 20th October

Virtual Remote Learning Platform - Links to be confirmed.

Day Session

09.30

Early Stage Reviews

CPD Hrs = 6

One to one interview with FDs and TPD

Speaker role

Today - at the 6 week stage there will be:

- *1:1 review between the TPD and FD*
- *Normally, no longer than 15 minutes*
- *The TPD reviews – Educational Supervisor (Trainer) report, FD report and TPD report to look for themes and trends.*
- *A discrepancy between Educational Supervisor evaluation and Trainee evaluation may point to confidence, competence or insight issues.*
- *TPD reviews ES action plan and adapts it if necessary*
- *Actions need to have SMART goals (Specific, Measurable, Achievable, Realistic, Timespecific)*
- *Signed by TPD and FD*
- *Outcome shared with Trainer*
- *A minority (1-2 per scheme) will need to be notified to Associate Deans with a follow up review.*

Each FD will be supplied with a specific time for their TPD interview.



Friday 22nd October

Ipswich PGME Centre - Dental Skills Room

Day Session

09.30

Oral Surgery (Hands On)

CPD Hrs = 6

Erica Rapaport, Devi Devendran and Imola Virginas

Speaker role

Allow participants to become more competent in oral surgery procedures undertaken in primary care, including the use of flaps and bone removal where appropriate.



Objectives

- Define local anaesthetic pharmacology, appropriate use of local anaesthetics and potential complications and their management.
- Provide practical training in the principles of assessment, flap design, bone removal and sectioning of teeth that require this approach for removal, including discussion of instrument selection (the surgical armamentarium) to undertake minor oral surgery procedures in general dental practice.
- Identify appropriate post-operative care and pain management for oral surgery patients.

Learning Content

- Evaluate and demonstrate application in the diagnosis, treatment and aftercare of patients requiring exodontia in general dental practice.
- Demonstrate greater skill and knowledge of methods of providing simple oral surgery and the instruments used to aid this.
- List the relevant guidance relating to oral surgery care in general dental practice.

GDC Outcomes: A C

Please note that we will be using pigs' jaws for this hands on session - if this should pose a problem for religious or cultural reasons please let the Dental Administrator know (we can source Lambs Jaws as an alternative).



Friday 29th October

Cambridge PGMC - Lecture Theatre TBC

Day Session

09.30

Milestone 1

CPD Hrs = 0

FDs

Speaker role

The Milestones are three clinical cases that Foundation Dentists (FDs) will present throughout the DFT year. The cases will increase in complexity as the year progresses and will be part of the formative assessment for IRCP and FRCP. The FDs will present each of their cases at their own scheme study day. The cases will be peer reviewed on the day by your own scheme members and educational supervisors. This process facilitates learning, self-assessment, reflection and insight. Milestone One is peer reviewed only.

This session will be used for Foundation Dentists to present their Milestone 1 Emergency Case.

Objectives

- *Learn to use the case of a patient with dental trauma or a dental emergency to reflect on clinical skills of analysis and care provision together with improved presentation skills.*

Learning Content

- *Knowledge and experience of the power of self and peer reflection in personal development.*
- *Improvement in the provision of patient care through use of reflection, analysis and planning.*

GDC Outcomes: A C



Friday 5th November

Ipswich PGME Centre - Dental Skills Room

Day Session

09.30

Endodontics 1 (Hands On)

CPD Hrs = 6

Shashi Mishra

Speaker role



To give Foundation Dentists greater confidence, knowledge and technical ability in the diagnosis and treatment of apical and pulpal pathology. To allow Foundation Dentists to understand the factors involved in restoring the endodontically treated tooth.

Objectives

- Review current concepts in the prevention of apical and pulpal pathology.
- Describe the pathophysiology of the pulp-dentine complex and the symptoms of pulp-dentine pathology.
- Undertake practical training to have a greater knowledge of the principles of endodontic access, canal preparation, canal irrigation, obturation and the restoration of the endodontically treated tooth.

Learning Content

- Demonstrate an enhanced knowledge and ability to manage patients with endodontic problems.
- Demonstrate greater skill in the treatment of endodontically involved teeth.
- Evaluate how to restore the endodontically treated tooth.

GDC Outcomes: A C





Friday 12th November

Virtual Remote Learning Platform - Links to be confirmed.

Morning Session

09.30

Orthodontics

CPD Hrs = 3

Sunny and Sanjay Sareen

Speaker role



This session will use case-based studies to discuss current concepts around orthodontic assessment and treatments.

Objectives

- *Identify how to conduct a thorough orthodontic assessment in general dental practice*
- *Explain appropriate times to refer to secondary care or specialist practice.*
- *Explore current guidance documents relating to orthodontics.*

Learning Content

- *Improved knowledge of how to carry out an orthodontic assessment in general dental practice.*
- *Recognise when to follow appropriate referral pathways.*

GDC Outcomes: A C



There will be the opportunity for a whole scheme 'catch up' with Jemimah (TPD) in the afternoon.



Thursday 18th November

Ipswich PGME Centre - Dental Skills Room

Day Session

09.30

Anterior Crown Prep and Veneers (Hands On)

CPD Hrs = 6

Amit T. Patel and Amit V. Patel

Speaker role



Objectives

- Discuss the functional and aesthetic considerations when providing indirect Anterior restorations, including material choice.
- Supply a clinical protocol for the Anterior crown preparation and fitting crowns
- Common problems and tips

Learning Content

- FD's will understand the principals of crown preparation
- Learn the importance of fitting provisional restorations
- Learn the correct cementation and bonding protocols for various crown materials

GDC Outcomes: A C





Friday 19th November

Ipswich PGME Centre - Dental Skills Room

Day Session

09.30

Posterior Crown Prep and Onlays (Hands On)

CPD Hrs = 6

Amit T. Patel and Amit V. Patel

Speaker role



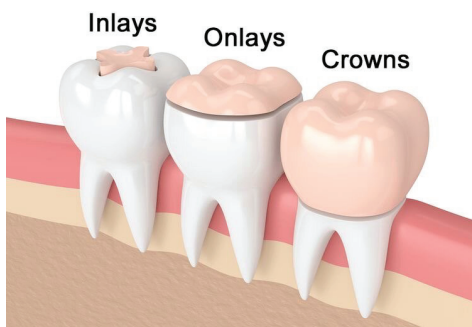
Objectives

- Discuss the functional and aesthetic considerations when providing indirect Posterior restorations, including material choice.
- Supply a clinical protocol for the preparation of posterior crowns.
- Common problems and tips

Learning Content

- FD's will understand the principals of crown preparation
- Learn the importance of fitting provisional restorations
- Learn the correct cementation and bonding protocols for various crown materials

GDC Outcomes: A C





Friday 26th November

Virtual Remote Learning Platform - Links to be confirmed.

Day Session

09.30

e-Learning

CPD Hrs = 0

FDs

Speaker role

Allocated day for FDs to work on their e-Learning modules at home or in practice.

As part of your Foundation training year within Midlands and East you will undertake a number of online e_Learning modules. All of these e-learning modules have specific completion dates.

Most of the e-Learning can be accessed from the e-LFH (e-Learning for Health) website, but the Script modules can be accessed directly from your e-Portfolio using the tab at the top of the dashboard page.

Turn to page 33 for further information.



Friday 3rd December

Virtual Remote Learning Platform - Links to be confirmed.

Day Session

09.30

SCRIPT

CPD Hrs = 0

FDs

Speaker role

Allocated day for FDs to work on their e-Learning modules at home or in practice.

*An eLearning programme to improve prescribing competency
Please use the link in your e-Portfolio to access the Script sire.
When you have completed a module, this information will be
passed to your e_Portfolio but you may wish to download a
completion certificates for your CPD records.*

For more information, please see page 38.



Friday 10th Decemeber

In Practice

Day Session

09.30

e-Lift Foundation Skills

CPD Hrs = 0

FDs

Speaker role

Allocated day for FDs to work on their e-Learning modules at home or in practice.

This is simply project work covering the non-clinical elements of the DFT curriculum which are the domains of communication, professionalism, management and leadership.

FDs are expected to complete what are essentially reflective learning exercises in four units underpinned by evidence of their own work completed in the training practice.

The units are core topics for the FD to reflect upon:

- Infection control
- Radiology
- Medical emergencies
- Clinical communication

For further information see page 41.



Friday 17th December

Virtual Remote Learning Platform - Links to be confirmed.

Day Session


09.30

Communication Skills

CPD Hrs = 6

Cascade

Speaker role



To demonstrate the importance of communication and introduce Foundation Dentists to a range of skills they can use to communicate effectively with patients, team members and colleagues.

Objectives

- *Raise awareness of the importance of communication skills.*
- *Evaluate and assess clinician and patient interactions.*
- *Identify successful strategies to improve communication.*

Learning Content

- *Participants will be able to describe how stress affects their own communication with others and define the factors that affect the behaviours and communication of others.*
- *Differentiate the importance of non-verbal communication and active listening.*
- *Explain the range of skills required for dealing with a complaint and for providing feedback to colleagues.*

GDC Outcomes: A B D



Calendar 2021-2022

September 2021

Friday 3rd September 2021	Scheme Induction
Friday 10th September 2021	Regional Induction
Friday 17th September 2021	Clinical Skills Refresher (Hands On)
Thursday 23rd September 2021	NHS Rules and Regulations / Clinical Photography
Friday 24th September 2021	Paediatric Dentistry

October 2021

Friday 1st October 2021	e-Learning
Thursday 14th October 2021	Anterior Restorations (Hands On)
Friday 15th October 2021	Posterior Restorations (Hands On)
Wednesday 20th October 2021	Early Stage Reviews
Friday 22nd October 2021	Oral Surgery (Hands On)
Friday 29th October 2021	Milestone 1

November 2021

Friday 5th November 2021	Endodontics 1 (Hands On)
Friday 12th November 2021	Orthodontics
Thursday 18th November 2021	Anterior Crown Prep and Veneers (Hands On)
Friday 19th November 2021	Posterior Crown Prep and Onlays (Hands On)
Friday 26th November 2021	e-Learning

December 2021

Friday 3rd December 2021	Script
Friday 10th December 2021	e-Lift Foundation Skills
Friday 17th December 2021	Communication Skills



Educational Supervisors and Foundation Dentists



Kavi Ravaliya



Sachin Sedani

North Hill Dental, 46 North Hill, Colchester, Essex, CO1 1PY


Amerdev Dosanjh

Birmingham Dental School

01206 577912



Arif Jiwa



Michael Taylor

Broxbourne Dental Practice, 60a High Road, Broxbourne, Hertfordshire, EN10 7NF

Atena Ahmed

Barts and the Royal London

01992 464073




Sean Barlow



Chrisoula (Soula) Nicolopoulos

Broxbourne Dental, 1 The Precinct, Broxbourne, Hertfordshire, EN10 7HY



Chase Bersabal

Guys, Kings and St, Thomas's Dental Institute

01992 478 578



Shilpi Rattan

Mayur Bhagalia

Bushey Dental Surgery, 51 High Street, Bushey, Hertsme, WD23 1BD



Curran Patel

Dental School

02089 502985



Tom Drinkel

Practice Address



Douglas Bruce

Dental School

Practice Phone Number



Neil Kotecha

Cassio Road Dental Practice, 102 Cassio Road, Watford, Hertfordshire, WD18 0QL




Dylan Patel

Guys, Kings and St, Thomas's Dental Institute

01923 231803



Sean Chiang



Arreni Somasegaran

Broadway Dental Clinic, 80 The Broadway, Loughton, Essex, IG10 3ST



Isabelle Cleaves

Barts and the Royal London

02085 084433



Sachin Sedani

North Hill Dental Layer Road, 172 Layer Road, Colchester, Essex, CO2 9LA



Lia Melconian

Guys, Kings and St, Thomas's Dental Institute

01206 570 381



Jin Vaghela

Cobbins Brook Dental Practice, 28 Honey Lane, Waltham Abbey, Essex, EN9 3BT



Mahesh Popat

Manchester Dental School

01992 711199



Anureet Kaur Gill


Thames Dental Surgery, 1707 London Road, Leigh On Sea, Essex, SS9 2SH



Manav Aggerwal

Sheffield School of Clinical Dentistry

01702 478494



Ali Chohan



Fahad Sheikh

Cobbins Brook Dental Practice, 28 Honey Lane, Waltham Abbey, Essex, EN9 3BT



Sonali Kadia

Guys, Kings and St, Thomas's Dental Institute

01992 711199



Nick Barker

Bromley Road Dental Surgery, 13a Bromley Road, Colchester, Essex, CO4 3JE



Wafaa Muhidin

Barts and the Royal London

01206 870678



Hayden Dixon

Bromley Road Dental Surgery, 13a Bromley Road, Colchester, Essex, CO4 3JE



William Sizer

Dental School

01206 870678



Anup Ladva

Braintree Dental Studio, Unit 4, The Square, Braintree, Essex, CM77 7WW



Sangeeta Rijal

Dental School

01376 569090



Suffolk and North East Essex Scheme Buddy ES Pairings 2021-2022

Foundation Dentist	Educational Supervisor(s)	Buddy ES(s)
Wafaa Muhidin	Nick Barker	Sachin Sedani and Kavi Ravaliya
William Sizer	Hayden Dixon	Sachin Sedani
Sangeeta Rijal	Anup Ladva	Thomas Drinkel
Chase Bersabal	Chrisoula Nicolopoulos and Sean Barlow	Arif Jiwa and Michael Taylor
Isabelle Cleaves	Sean Chiang and Arreni Somasegaran	Ali Chohan and Fahad Sheikh
Mahesh Popat	Jin Vaghela	Anureet Gill
Dylan Patel	Neil Kotecha	Shilpi Rattan and Mayur Bhagalia
Amardev Dosanjh	Sachin Sedani and Kavi Ravaliya	Nick Barker
Lia Melconian	Sachin Sedani	Hayden Dixon
Douglas Bruce	Thomas Drinkel	Anup Ladva
Atena Ahmed	Arif Jiwa and Michael Taylor	Chrisoula Nicolopoulos and Sean Barlow
Sonali Kadia	Ali Chohan and Fahad Sheikh	Sean Chiang and Arreni Somasegaran
Manav Aggarwal	Anureet Gill	Jin Vaghela
Curran Patel	Shilpi Rattan and Mayur Bhagalia	Neil Kotecha



Online Learning

2021-2022

List of Mandatory E-Learning

As part of your Foundation training year within Midlands and East you will undertake a number of online e_Learning modules. All of these e-learning modules have specific completion dates.

Most of the e-Learning can be accessed from the e-LFH (e-Learning for Health) website, but the Script modules can be accessed directly from your e-Portfolio using the tab at the top of the dashboard page.

e-Learning for Health

once you have received your login details from e_Learning for Health you can access all the necessary modules by using this link:

<https://portal.e-lfh.org.uk/Component/Details/660298>

This takes you to a portal which leads to the **Midlands and East - Dental Foundation Trainees** learning path.

Here is a list of all the modules. Once each module has been completed the assessment for that module should also be completed and the certificate of completion uploaded to the e-Portfolio.

Modules

Course Sections

Statutory and Mandatory Training (SMT) **Completion Date 19-09-2021**

Conflict Resolution Level 1	40 mins
Data Security Awareness Level 1	70 mins
Equality and Diversity and Human Rights Level 1	20 mins
Fire Safety Level 1	30 mins
Moving and Handling Level 1	40 mins
Preventing Radicalisation - Basic Prevent Awareness	35 mins
Safeguarding Adults Level 1	40 mins
Safeguarding Adults Level 2	40 mins
Safeguarding Children Level 1	30 mins
Safeguarding Children Level 2	35 mins

Mental Capacity Act (MCA) **Completion Date 03-10-2021**

Mental Capacity Act as Part of Human Rights	20 mins
Assessing Mental Capacity	20 mins
Planning Ahead Using the MCA	20 mins
Best Interests	20 mins
Restraint	20 mins
Deprivation of Liberty	20 mins
Relationship Between the MCA and the MHA	20 mins
Mental Capacity Act and Young People aged 16 or 17	20 mins
Research Involving People Who Lack Capacity	20 mins
Mental Capacity Act and Adult Safeguarding	20 mins
Settling Disputes and Disagreements	20 mins

Alcohol and Tobacco Brief Interventions Completion Date 17-10-2021

Introduction to treating and preventing ill health	15 mins
Very Brief Advice on Smoking	15 mins
Alcohol Brief Advice	15 mins
Bringing It Together - Multiple Risk Factors	15 mins
Assessment	10 mins

Making Every Contact Count (MECC) Completion Date 31-10-2021

What is MECC and why is it important	30 mins
How to have a MECC conversation	30 mins
Signposting	15 mins
Five Ways to Wellbeing	30 mins
Assessment	10 mins

HEE Rubber Dam Placement video Completion Date 13-11-2021

Using your login details for e_Learning for Health you can access this module by using this link:

<https://portal.e-lfh.org.uk/Component/Details/660298>

e-Learning for Healthcare - Coronavirus programme Completion Date 13-11-2021

This programme has been specifically developed and is regularly updated in response to the Covid-19 situation and can be located link:

<https://portal.e-lfh.org.uk/Component/Details/660298>

Script - An eLearning programme to improve prescribing competency

Please use the link in your e-Portfolio to access the Script site. When you have completed a module, this information will be passed to your e-Portfolio but you may wish to download a completion certificates for your CPD records.

Modules Completion Date 05-12-2021

Prescription Documentation and the Drug History	60 mins
Medication Errors and Adverse Drug Reactions	60 mins
Special Patient Groups	60 mins
Utilising the BNF	60 mins
Medical Emergencies	60 mins
Periprocedural Prescribing	60 mins
Dental Infection	60 mins
Pain, Ulceration, and Inflammation	60 mins
Prescription Documentation and the Drug History	60 mins
Medication Errors and Adverse Drug Reactions	60 mins

BDA & Cancer Research UK Oral Cancer Recognition Toolkit

https://www.doctors.net.uk/eclientopen/cruk/oral_cancer_toolkit_2015_open/

Although this topic may be covered in a study day, the toolkit is very valuable, and it is advised this is still completed irrespective of a scheme running an oral cancer study day. The completion certificates should be uploaded to your e-Portfolio

Module Completion Date 19-12-2021

BDA-CRUK Oral Cancer Recognition Toolkit 3 hours

List of Supplementary E-Learning Dentistry (e-Den) e-Learning for Health

<https://portal.e-lfh.org.uk>

This is a series of modules about dentistry known as e-Den. You will find these modules helpful when used in conjunction with your Study Days. References to particular modules may be included in the information for each Study Day. Accessing the relevant module before the Study Day will help you to gain more from the interactive learning session.

To locate the e-Den modules in the e-Learning for Health Website, click on '**My e-Learning**' at the top of the web-page and then enter the **Dentistry** name in the search box. When the search results appear, you will see the **Dentistry** module listed with an icon; click on '**Enrol**' and the Module will be added to your account. You will then be able to see each of the e-Den Modules and Course Sections in 'My e-Learning'.

e-Den Module

1 Patient Assessment

Profiling the Patient	Assessment Methods and Techniques
Good Practice	Health Promotion and Disease Prevention
Patient Assessment	Profiling the Patient

2 Human Diseases and Medical and Dental Emergencies

Medical Topics and Dentistry	Medical Emergencies In Dentistry
------------------------------	----------------------------------

3 Anxiety and Pain Control in Dentistry

Principles of Dental Pain	Mediators of Central Pain
Dental Local Anaesthesia	Dental Local Anaesthetic Technique
Management of Dental Pain	Non-Pharmacological Anxiety Management
Intravenous Sedation	Inhalation Sedation
Dental General Anaesthesia	

4 Periodontal Disease and Management

Aetiology of Periodontal Disease	
Periodontal Diagnosis and Determination of Prognosis	Periodontal Treatment Options
Patient Education and self-Performed Plaque Control	Non-Surgical Periodontal Therapy
Surgical Periodontal Therapy	

5 Hard and Soft Tissue Surgery

Pre- and Post-operative Assessment	Exodontia
Surgical Dentistry	Advanced Trauma Life Support (ATLS)

Management of Un-Erupted, Impacted, Ectopic and Supernumerary Teeth

Management of Benign Soft Tissue lesions

6 Surgical and Non-Surgical Management of Head and Neck Disease

Accurate Drug History and Relevance of Allergies

Odontogenic Infections

Management of Oral Mucosal Diseases

Craniofacial Pain Disorders

Neoplastic and Non Neoplastic Disease of the Head and Neck

7 Management of the Developing Dentition

Orthodontic Indices

Assessment for interceptive Treatment

Space Maintenance

Simple Removable Appliances

Oral Habits and Occlusal Trauma in the Mixed Dentition

Emergency Care and Management of Orthodontal Problems

Contemporary Orthodontics Normal Facial Growth and Dental Development

Abnormalities of Facial Growth and Dental Development

8 Restoration of Teeth

Caries

Restoration of Permanent Teeth

Crowns

Restoration of Deciduous Teeth

Aesthetic Dentistry

Dental Biomaterials

Tooth Surface Loss

Endodontics

Dental Trauma

9 Replacement of Teeth

Bridgework

Occlusion

Complete Dentures

Partial Dentures

Implantology

Miscellaneous

10 Communication

Patient and the Family

Teamworking

Other Professionals

11 Professionalism

Ethics

Self

The Clinical Team and Peers

12 Management and Leadership

The Need for Effective leadership and Management

Quality in Healthcare

Risk Management

Self-Management

Change Management

Managing a Business

Healthcare Systems

Professional Practice

Management and Leadership

13 Sustainable Dentistry

Introduction to Sustainable Dentistry

Measuring carbon in Healthcare



e-LIFT Project

2021-2022

Project 'e-LiFT' stands for Evidence-linked Learning in Foundation Training. This is simply project work covering the non-clinical elements of the DFT curriculum which are the domains of communication, professionalism, management and leadership.

FDs are expected to complete what are essentially reflective learning exercises in four units underpinned by evidence of their own work completed in the training practice. The units are core topics for the FD to reflect upon:

- Infection control
- Radiology
- Medical emergencies
- Clinical communication

The reflective learning exercise for each unit, allows for flexibility for the FD to hone in on specific learning or development points that have influenced them the most in their training year. Each of the units will entail reflective writing amounting to 1000 - 1250 words, each unit supported by 4- 6 pieces of evidence. Units 1 to 4 are to be completed by April 2022.

FDs will be given guidance documents and templates. Work for each unit will be assessed by external Educational Supervisors.

Here is a link to the HEE website for full details and module downloads:

<https://heeoee.hee.nhs.uk/node/2567>



Milestones and APLAN

2021-2022

The Milestones are three clinical cases that Foundation Dentists (FDs) will present throughout the DFT year. The cases will increase in complexity as the year progresses and will be part of the formative assessment for IRCP and FRCP. The FDs will present each of their cases at their own scheme study day. The cases will be peer reviewed on the day by your own scheme members and educational supervisors. This process facilitates learning, self-assessment, reflection and insight. Milestone One is peer reviewed only. Milestones Two and Three use APLAN for additional anonymous feedback and scoring.

APLAN (Anonymous Peer Learning and Assessment Network) is an online tool which allows your cases to be distributed to other FDs and ESs across the Midlands and East region. Your Milestone Two and Milestone Three cases will be anonymously reviewed by three FDs and three ESs. In addition, you will be asked to provide anonymous feedback for three cases submitted by other FDs.

The deadlines for the case submission and review feedback on APLAN are

Milestone 2: Deadline for case uploads **14th Jan 2022.**
Deadline for remote feedback **28th Jan 2022.**

Milestone 3: Deadline for case uploads **20th May 2022**
Deadline for remote feedback **3rd June 2022**

There is no room for late submission of cases or feedback reviews. The window for giving feedback on cases will open within 48 hours of the case upload deadline closing and will remain open for two weeks. Failure to meet the deadlines may impact your IRCP and FRCP outcome.

Case Guidance

You will find information on the share-point for FDs that covers the milestone cases and guidance on how to present them. General guidance for case presentation includes:

- Ensure you have written consent from your patient for the use of photographs, radiographs and clinical records;
- Start identifying cases as soon as possible, and have a few cases spare as back-up in case of patient non-attendance;
- Look at the marking criteria to help guide your presentation;
- Keep your case presentation concise and avoid using a lot of text on slides;
- Reflect on your case and provide modifications you would make in future; and
- Maximum presentation time is 10 to 15 minutes which is then followed by Q&A for around 10 minutes.

If you have any further queries please contact your TPD.



Problem Solving and Support

Suffolk and North East Essex 2021-2022

During the Foundation Training year there will be many opportunities for problems to arise. These may range from the 'crowns that never fit' to problems communicating with the Dental Nurse. As a Foundation Dentist you have available a wealth of expertise and experience to draw upon to help you to solve your problems.

In your Practice the main source of assistance in problem solving is, of course, your Educational Supervisor. During normal working hours you can approach your ES for assistance, or alternatively during a tutorial you can bring up a matter that is causing concern.

Your Training Programme Director is also always available for help on a whole range of clinical, professional or personal problems. This does not have to wait until a Study Day meeting; so contact your TPD by phone or email early on if you have a problem or concern. Early resolution of that burning issue will help prevent any further worry. Remember that patient safety is paramount and confidentiality is assured, if required.

The DFT group is also a very useful forum to air problems and to seek a solution. Opportunities for group discussion occur in nearly every session of the Day Release Course. Naturally openness and frankness is usually required, but all members of the group will respect our rule of confidentiality outside the sessions.

Additionally there is further wide ranging support that can be obtained from the Associate Dean for Regional Trainee Support. Here is a web address support:

<https://heeoee.hee.nhs.uk/dental/trainee-support>

Contacts for Support

Training Programme Director

Jemimah Rowden

Phone: P: 01277 220147, M: 07956 429 033

Email: jemimah.rowden@hee.nhs.uk

Regional Deputy Postgraduate Dental Dean, Early Years Deborah Manger

Email: please use - DFT.ME@hee.nhs.uk

Associate Dental Dean for Regional Trainee Support

Fleur Kellett

Email: DentalTraineeSupport.ME@hee.nhs.uk



Claiming Travel and Subsistence

2021-2022

For payment of Dental Foundation Training claims, Foundation Dentists must adhere to the following guidance:

All claims must be submitted on the appropriate form issued by your TPD. This form should be fully completed, easily readable, and signed by your TPD who will check all claims are valid. They will also cross through any incomplete lines to stop any claims being added after signing.

Travel claims must reflect the actual mileage undertaken, or travel costs incurred, in attending your Study Day Programme only. Note that the mileage calculated from the home address to venue will be adjusted by NHS England once your form is submitted to them. Your usual mileage from your home to the dental practice will be deducted from the amount (you do not need to enter this separately on the form, NHS England will calculate this).

(Current mileage rate = £0.24 per mile, dentists carrying one or more named eligible dentists to the same course = an additional £0.05 per mile) Where passengers are being claimed for, their full names, contract number and performer number is required.

FDs should travel only by second class if they travel by rail and should attach tickets or receipts to their claim forms.

Taxis should not be used and cannot be claimed - if their use is required due to particular circumstances then the reasons need to be discussed with the Postgraduate Dental Dean, or Deputy, and you will need to get approval in advance, in writing, and provide it with the claim form.

Within Midlands & East overnight accommodation is not claimable except in very specific authorised circumstances, therefore claims for accommodation or evening meal allowance should be not be made.

A daily lunch allowance is payable: (applicable when more than five hours away from practice, including the times between 12:00 - 2:00pm) = up to a maximum of £5.00, itemised receipts must be provided when making a claim. Please note that bank statements are not acceptable forms of receipt and no reimbursements can be made on alcoholic drinks.

All claim forms must be completed accurately and honestly. You may only claim for actual expenses incurred and must not exaggerate claims, provide alternative or fabricated receipts or deliberately incur unnecessary expense. False claims are fraudulent and may be investigated by the NHS England Area Team, with onward referral to NHS Fraud Investigators and/or the GDC.

Claims must be submitted within 3 months of the event and receipts must be included for all travel, meals and car parking. Trainees are advised keep a copy of the claim form and the submitted receipts, and to send claim forms by signed delivery service (you may not claim this postage cost) or email.

Claim forms should be sent Completed Claim forms should be submitted to the BSA via your BSA Compass login. You can access an information leaflet about this from here:

http://www.copdend.org/dft handbook/FD_Handbook/The_Scheme/T_-_S_Expenses/FD_Travel_and_Subsistence_claims_via_Self_Service_in_Compass.pdf

Your payments will appear on the training practice BSA schedule and your Educational Supervisor will pay them to you as non-taxable expenses.



Audit Project

2021-2022

Introduction

It is a requirement of the Dental Foundation Training Curriculum that a minimum of two clinical audit cycles are to be completed by the end of the ninth month of Dental Foundation Training by each Foundation Dentist.

Submission of a formal Clinical Audit Report is a mandatory requirement for the Satisfactory Completion of Foundation Training in the Midlands and East Region.

Detailed guidance on the completion of your Audit Project will be provided in a separate document.

Audit topic

When choosing your audit topic please be aware that you must not choose a topic that should be covered by the normal clinical governance processes of the practice, including radiograph quality, record keeping and infection control. If you are not sure about the suitability of a topic you should discuss this with your TPD before you start.

Process for marking

Your Clinical Audit Report will be marked by a Buddy ES using a Feedback Form approved by the Region. When complete you should email a copy of your Clinical Audit Report to your TPD and Buddy ES.

The Buddy ES will complete the Feedback Form then forward the completed Feedback Form to your TPD for moderation. Your TPD will forward the moderated Feedback Form to you and your ES for discussion at a tutorial.

E-Portfolio upload

You should complete a Tutorial Reflection and upload the completed Feedback Form to the **FD Projects, Presentations and Audits** section of the e-Portfolio. At the same time upload your completed Clinical Audit Report to the **Uploads** section of the e-Portfolio.

The TPD for your Scheme will set the submission and marking deadlines for that Scheme. They will also allocate a Buddy ES to each FD.

Your Audit Report and the completed Feedback Form must be uploaded to the e-Portfolio at least two weeks before FRCP.



Practice Equipment List

2021-2022

Practice Specifications

Electronic records
Digital radiography
Internet access
Infection control

Full computer based clinical records and appointment management system.

Up to date policies, protocols, and operating procedures including effective decontamination facilities with sufficient capacity and storage.

NHSmial account

Specification for FD Room

Size
Ventilation

Minimum floor area 9m².

Natural or mechanical ventilation must be provided. The fresh-air supply rate should not normally fall below 5 to 8 litres per second, per occupant - HSE Workplace (Health, Safety and Welfare) Regulations 1992.

Equipment for FD Room

Dental chair

Turbines
Contra-angle handpieces
Straight handpiece
Ultrasonic scaler
X-ray set
Amalgam mixer
Light cure lamp
Stool for dentist
Stool for nurse
Handwash sink
Telephone
Workstation
Clinical records and appointment management software.
Internet access.

Low seated design. Operating light. Delivery unit. Cuspidor. Suction. Amalgam separation.

Minimum of 3.

Minimum of 3.

Minimum of 1.

Magnetostrictive or piezo.

Rectangular collimation. Isolation switch outside the controlled area.

Instrumentation for FD Room

Autoclavable tray system

X-ray film holders

Full range of holders for bitewing and periapical views - including full range of endodontic film holders.

Rubber dam kit

Latex free.

Conservation

Full range of instruments for normal restorative work including a single use matrix system (eg Automatrix) and a sectional matrix system (eg Composi-tight).

Periodontics

Full range of periodontal instruments including a measuring probe (eg Williams Probe) and a full set of scaling instruments (eg Gracey Curettes).

Extractions

Full range of extraction forceps (upper and lower); elevators and a set of Luxators.

Oral Surgery

Full range of surgical instruments including scalpel blades and handle, periosteal elevator, solution for irrigations, syringe for irrigation, surgical handpiece, selection of surgical burs, root tip picks, bone rongeurs, needle driver, toothed tweezers, non-toothed tweezers and suture scissors.

Prosthetics	<i>Full range of prosthetic instruments including shade and mould guides.</i>
Endodontics	<i>Full range of stainless-steel hand files and NiTi rotary files.</i>

Materials and Disposables for FD Room

Respirator	<i>Fit tested FFP3 mask or powered hood for FD use.</i>
Type II R Fluid Resistant Surgical Masks	
Gloves	<i>Latex free.</i>
Bibs	
Aprons	
Gowns	
Paper and cotton goods	
Safe Sharps System	<i>Incorporating a shield or cover that slides or pivots to cover the needle after use - HSE Health and Safety (Sharp Instruments in Healthcare) Regulations 2013.</i>
Waste containers	<i>For sharps, clinical waste, non-clinical waste, gypsum waste. Containers with mercury suppressant for amalgam waste, amalgam capsules and extracted teeth.</i>
Disposable 3 in 1 syringe tips	
Conservation	<i>Full range of restorative materials including paediatric stainless-steel crowns and 016 stainless-steel orthodontic wire for trauma cases.</i>
Prosthetics	<i>Full range of prosthetic materials including impression compound and greenstick.</i>
Endodontics	<i>Full range of endodontic materials including a tooth sleuth, hypochlorite sourced from a dental supplier and Endo-Frost.</i>

Available in the Practice for Use by the FD When Required

Dedicated Digital Camera	<i>SLR or equivalent with lens, ring flash, retractors, and mirrors.</i>
Conservation	<i>Face bow and semi-adjustable articulator.</i>
Prosthetics	<i>Surveyor.</i>
Endodontics	<i>Electric pulp tester, apex locator, handpiece & motor for rotary endodontic system.</i>
Clinical Digital Thermometer	
Digital Communication	<i>Computer or tablet with MS Teams including webcam, speakers, and microphone.</i>



Useful Links

2021-2022

National DFT Handbook

National policies and information: <http://www.copdend.org/dfthandbook/index.html>

Postgraduate Virtual Learning Environment

Repository of eLearning resources: <https://pgvle.co.uk/login/index.php>



Speakers

Autumn Term 2021-2022

Jinesh Vaghela

Cobbins Brook Dental Practice
28 Honey Lane
Waltham Abbey
Essex
EN9 3BT


jinesh.vaghela@hotmail.com



Ali Chohan

Cobbins Brook Dental Practice
28 Honey Lane
Waltham Abbey
Essex
EN9 3BT

ma.chohan@hotmail.co.uk



Erica Rapaport

East Suffolk and North Essex Foundation Trust
(ESNEFT)
Ipswich Hospital
Heath Road
Ipswich
IP4 5PD

erica.rapaport@esneft.nhs.uk



Devi Devendran

East Suffolk and North Essex Foundation Trust
(ESNEFT)
Ipswich Hospital
Heath Road
Ipswich
IP4 5PD

devi.devendran@esneft.nhs.uk



Imola Virginas

East Suffolk and North Essex Foundation Trust
(ESNEFT)
Ipswich Hospital
Heath Road
Ipswich
IP4 5PD

imola.virginas@esneft.nhs.uk



Shashi Mishra

Manor House
21 High Street
Baldock
Hertfordshire
SG7 6AZ

shashi@endomishra.co.uk



Amit T Patel

Brickfields Dental Care 1st Floor
10 Brickfields Road
South Woodham Ferrers
Essex
CM3 5XB

amit0303@aol.com



Amit V Patel

Heybridge Dental Practice
25 Bentsalls Shopping Centre
Maldon
Essex
CM9 4GD

amitvp87@gmail.com

