

Shropshire, Telford and Wrekin Dental Foundation Training Scheme

Autumn Term Programme 2021-2022





Shropshire, Telford and Wrekin Dental Foundation Training Scheme

Princess Royal Hospital

Apley Castle, Telford TF1 6TF

Tel: 01952 641222 Extn 4636

Regional Postgraduate Dental Dean	Andrew Dickenson
Regional Deputy Postgraduate Dental Dean, Early Years	Deborah Manger
Associate Dental Dean for Regional Trainee Support	Fleur Kellett
Regional Dental Account Manager	Rivie Mayele-Tamina
Regional Dental Faculty Support Officer	Patti Bradshaw, Jemma Brighton
Regional Faculty Support Administrator	Peta Wright, Kapil Nandha
Postgraduate Centre Manager	Sam Jones
Scheme Administrator	Rosie Heath
Training Programme Director	Ashis Colin Sinha BDS, MSc, FFGDP (UK), FDS RCPS, FHEA University Dental Centre 07812 641 205 colin.sinha@hee.nhs.uk



Shropshire, Telford and Wrekin Dental Foundation Training Scheme

Index to Autumn Term Programme

Midlands and East Region	2
Index	3
Shropshire, Telford and Wrekin Scheme Postgraduate Centre	4
List of Study Days for Autumn Term	5
Details of Study Days	7
Calendar for 2021-2022	27
ESs and FDs of Shropshire, Telford and Wrekin Scheme	28
Buddy ES pairs for Shropshire, Telford and Wrekin Scheme	31
Online Learning 2021-2022	32
e-LIFT Project 2021-2022	36
Milestones and APLAN 2021-2022	37
Problem Solving and Support Shropshire, Telford and Wrekin Scheme	38
Claiming Travel and Subsistence 2021-2022	39
Audit Project 2021-2022	40
Practice Equipment List 2021-2022	41
Useful Links 2021-2022	43
Speakers for Autumn Term	44



Shropshire, Telford and Wrekin Dental Foundation Training Scheme

Princess Royal Hospital



Colin Sinha
Training Program
Director



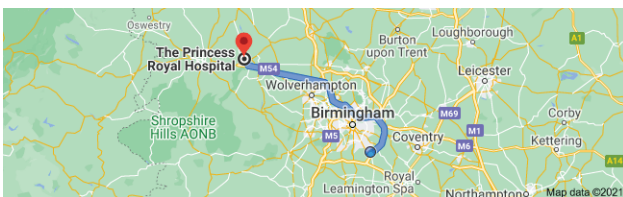
Rosie Heath
Scheme
Administrator



The Shropshire, Telford & Wrekin Dental Foundation Training Scheme was first established in the year 2010. The scheme is based in the Postgraduate Centre of The Princess Royal Hospital in Telford which is a modern purpose-built medical education center with multiple seminar rooms, lecture theatre, on site restaurant and ample parking facilities. This is where most of the teaching and study days take place along with several other venues such as the Birmingham Dental Hospital which is used primarily for hands-on teaching sessions. The study days provide a balanced and blended program of hands-on clinical skills days and interactive small group teaching sessions with highly regarded speakers.

The scheme TPD is Colin Sinha who is very proud to lead a team of dedicated Educational Supervisors across the region. Together they strive to help each FD grow professionally and personally so that they are prepared for independent practice by the end of the training year.

Location



The Princess Royal Hospital
Apley Castle,
Apley,
Telford
TF1 6TF



Autumn Term

Venues and Subjects

Thursday 2nd September	Clinical Refresher Session	<i>Birmingham Dental Hospital</i>
Friday 3rd September	Scheme Induction	<i>Princess Royal Hospital, Telford</i>
Friday 10th September	Regional Induction - Welcome and Introduction Using the Dental ePortfolio Introduction to the GDC The NHS Business Services Authority	<i>Virtual Remote Learning Platform - Links to be confirmed.</i>
Friday 17th September	Diagnosis and Treatment Planning	<i>Virtual Remote Learning Platform - Links to be confirmed.</i>
Friday 24th September	Dental Emergencies Audit	<i>Princess Royal Hospital, Telford</i>
Friday 1st October	Oral Surgery	<i>Birmingham Dental Hospital</i>
Friday 8th October	Clinical Photography NHS Regulations	<i>Virtual Remote Learning Platform - Links to be confirmed.</i>
Tuesday 12th October	Communication Skills	<i>Birmingham Dental Hospital.</i>
Friday 15th October	Posterior Restorations	<i>Princess Royal Hospital, Telford</i>
Thursday 21st October	Periodontics	<i>Virtual Remote Learning Platform - Links to be confirmed.</i>

Friday 5th November	Crown & Bridge	<i>Birmingham Dental Hospital</i>
Friday 12th November	Endodontics Part 1 - Theory	<i>Virtual Remote Learning Platform - Links to be confirmed.</i>
Wednesday 17th November	Pediatric Dentistry	<i>Virtual Remote Learning Platform - Links to be confirmed.</i>
Friday 26th November	TMD & Occlusion	<i>Virtual Remote Learning Platform - Links to be confirmed.</i>
Friday 10th December	Milestone 1 Presentation	<i>Virtual Remote Learning Platform - Links to be confirmed.</i>
Friday 17th December	Anterior Restorations	<i>Birmingham Dental Hospital</i>

Important Dates and Deadlines

Early Stage Review	Friday, 29 October 2021
Milestone 1 Presentation	Friday, 10 December 2021
PSQ	Friday, 31 December 2021
MSF	Friday, 31 December 2021
Milestone 2 Presentation	Friday, 11 February 2022
Audit Report	Friday, 18 March 2022
eLiFT	Friday, 1 April 2022
Milestone 3 Presentation	Friday, 17 June 2022



Thursday 2nd September

Birmingham Dental Hospital

Afternoon Session

09.30

Clinical Refresher Session

CPD Hrs = 0

Colin Sinha

TPD

To re introduce FDs to operative procedures in dentistry

Objectives

- *To do 2 simulation exercises -*
- *Prepare a Class II cavity and restore it with Amalgam*
- *Do a crown preparation for a Full Gold Crown*
-

Learning Content

- *To find out learning and developmental needs of the FDs*
- *To assess manual dexterity*
-

GDC Outcomes: A C



Friday 3rd September

Princess Royal Hospital, Telford

Day Session

09.30

Scheme Induction

CPD Hrs = 6

Colin Sinha

TPD



To provide FDs with induction to Dental Foundation Training and the requirements for the year
To give guidance to FDs on the Foundation Training Course Work and deadlines for completion

Objectives

- *Inform FDs about ground rules – Values and Expectations*
Inform FDs about the requirements of Satisfactory Completion of DFT
- *Discuss the E-portfolio and Workplace Based Assessments*
- *Discuss DFT Coursework*

Learning Content

- *By the end of the session, all Foundation Dentists will have clear information about what is expected of them during the training year.*
- *FDs will know about the requirements for Satisfactory Completion of DFT*
- *FDs will know about the coursework requirements for the year*

GDC Outcomes: A B C D





Friday 10th September

Virtual Remote Learning Platform - Links to be confirmed.

Morning Session

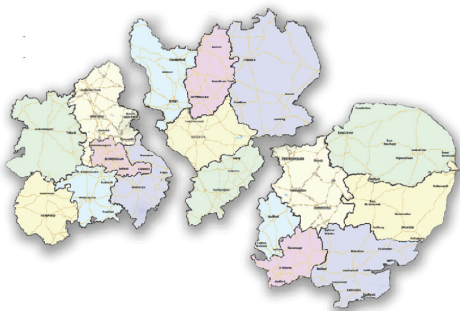
09.00

Regional Induction - Welcome and Introduction

CPD Hrs = 6

Deborah Manger

Regional Deputy Postgraduate Dental Dean, Early Years



This session is a welcome to all the new Foundation Dentists in the Midlands and East Region and to introduce and orientate them to their Dental Foundation Training year. It will help everyone develop their role as a Foundation Dentist throughout the year by providing information about the content and timelines that have to be maintained. Completion of Dental Foundation Training has specific requirements and these will be outlined and discussed.

Objectives

- Explain what the Dental Foundation Training year involves, the induction process, the support services available and the commitment needed to complete the year.
- Provide experience, access to and navigation of the Dental Foundation Training e-portfolio, Intrepid Course Manager, APlan and the HEE-M&E website.
- Define the RCP process involved in the satisfactory completion of Dental Foundation Training.

Learning Content

- Be able to demonstrate an understanding of learning styles and reflection.
- Have a recognition of their peer group and Midlands & East HEE personnel together with an enhanced ability to work with others as a team.
- Recognise the need for professional and ethical behaviour and have knowledge of the NHS rules and regulations.

GDC Outcomes: A B C D





Friday 10th September

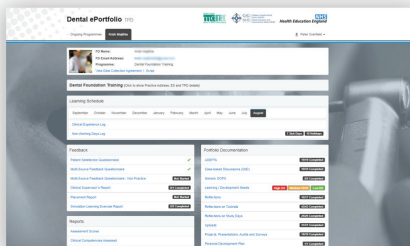
Virtual Remote Learning Platform - Links to be confirmed.

0.00

Using the Dental ePortfolio

Peter Cranfield

TPD & Regional Advisor for Projects & Innovation



The Dental ePortfolio is an online record of your progress and development throughout the Foundation Training year. Not only does it contain your reflective comments on your experiences and learning, but it also records all your achievements and their assessments. It provides tools for gaining feedback from the dental team around you, and also from your patients. It also logs your clinical work and growth. Timely completion of the ePortfolio is essential and this session is an opportunity to learn about the content and hidden depths of the ePortfolio.

10.50

Break

11.00

Introduction to the GDC

Elena Scherbatykh

Policy Manager · General Dental Council



The General Dental Council is an independent organisation which regulates dentists and dental care professionals in the UK. They set dental standards, hold a register of qualified dental professionals, quality assure education and investigate concerns about treatment or conduct.

Objectives

- To learn about the role and structure of the GDC.
- To learn about how the GDC regulates the profession
- To learn about professional and ethical responsibilities of registrants

Learning Content

- FD's responsibilities as Dental Professionals
- How the GDC functions.
- What sanctions can be applied to registrants in breach of their professional standards

GDC Outcomes: A B C D

12.00

Lunch



Friday 10th September

Virtual Remote Learning Platform - Links to be confirmed.

Afternoon Session

12.30

The NHS Business Services Authority

Speaker role

The NHS BSA support those essential providers of services to the NHS, dental providers and performers. They are responsible for processing all the claims we make in practice for the treatment that we provide for our patients; a total of over 43.6 million dental claims per year.

Our access to the BSA is often through the Compass portal, where we can see and update information about ourselves as dental performers and our dental claims.

Today's webinar will give us insight into the work of the BSA and requirements of the NHS Dental Regulations which direct and control our dental care provision.

The day will be completed by a short session from Deborah Manger.



Friday 17th September

Virtual Remote Learning Platform - Links to be confirmed.

Day Session

09.30

Diagnosis and Treatment Planning

CPD Hrs = 6

Riaz Yar

Specialist Prosthodontist

An update and revision of the principles of Diagnosis and Treatment planning in General Dental Practice

Objectives

- *Discuss how to take a comprehensive history from a patient.
How to carry out a thorough extra oral and intra oral examination*
- *Which special investigations to carry out*
- *Formulate a list of diagnoses
How to discuss treatment options with patients*
- *Formulate a treatment plan and understand the concept of phased Treatment planning*

Learning Content

- *FDs will be better placed to provide the best possible care for their patients and make sensible treatment plans suitable for individual patients*

GDC Outcomes: A B C D



Friday 24th September

Princess Royal Hospital, Telford

Day Session

09.30

Dental Emergencies

CPD Hrs = 3

Kanwar Ratra

GDP and Educational Supervisor

This session will revise the diagnosis and management of dental emergencies so that FDs are more confident in their management of dental emergencies reducing stress at the workplace.

Objectives

- *Identify the importance of thorough history taking, special tests, diagnosis and treatment planning for dental emergencies, including informed consent.*
- *Evaluate appropriate management strategies for patients that present with dental trauma.*
- *Discuss the need to be confident in liaising with the wider team to help schedule emergency appointments so there is sufficient time to manage them appropriately.*

Learning Content

- *Foundation Dentists will be able to describe how to competently manage commonly occurring dental emergencies, including trauma.*
- *Organise and manage their own diaries to be able to cope with dental emergencies in a consistent, stress-free environment.*

GDC Outcomes: A B C D

Harj Basra

GDP and Educational Supervisor

To introduce Clinical Audit in the context of Clinical Governance in General Dental Practice so that FDs can complete an Audit Project in their training year

Objectives

- *Discuss how to choose a relevant topic for audit with aims and objectives.*
- *How to decide on inclusion and exclusion criteria and sample size.*
- *How to collect data for the audit*
- *How to go about identifying problems and introducing changes to improve practice.*

Learning Content

- *By the end of the session the FDs should be well informed on how to choose a topic for an audit and how to design and carry out an audit in their training year and beyond*

GDC Outcomes: B C D



Friday 1st October

Birmingham Dental Hospital

Morning Session

09.30

Oral Surgery

CPD Hrs = 6

Kaushik Paul

GDP and Oral Surgery Tutor

To re introduce and/or revise minor oral surgery procedures which can be carried out in general dental practice

Objectives

- *To review the important elements of history taking and assessment for oral surgery*
To revise the implications of commonly occurring medical conditions which may affect oral surgery
- *To revise the basic techniques and protocols for oral surgery*
- *To practice surgical techniques (lifting a flap, sectioning a tooth, bone removal, luxation, suturing) under supervision*

Learning Content

- *The course will cover treatment planning, techniques, and procedures so that by the end of the day participants will feel more confident in dealing with minor oral surgery cases*

GDC Outcomes: A C



Friday 8th October

Virtual Remote Learning Platform - Links to be confirmed.

Day Session

09.30

Clinical Photography

CPD Hrs = 3

Mike Sharland

This session is to familiarize FDs with the Digital SLR camera and taking Clinical Photographs.

Objectives

- *Discuss the reasons for taking clinical photographs.
How to get informed patient's consent for photography.
Discuss basic photographic terminology and principles.*
- *Show the digital camera settings.
Extra oral photography techniques and common problems.
Intra oral photography techniques and common problems.*
- *Methods for using photographic retractors and mirrors.*

Learning Content

- *At the end of this session FDs should know the settings of the Digital SLR camera, be familiar with the equipment for taking clinical photographs and understand the issues around consent for taking clinical photographs.*

GDC Outcomes: C

Rob Tobin

GDP and Educational Supervisor

This session will aim to review the current NHS dental rules and regulations. It will examine how these affect the day to day working of dentists and their teams. The session will also explain the monitoring techniques and activity flags that the NHS uses to access their performers.

Objectives

- *Provide FDs with an overview of the NHS Primary Dental Services and the regulation that underpin them.*
- *Outline NHS regulations that apply to working as a performer in the NHS*
- *Identify common pitfalls associated with the dental rules and regulations – and offer strategies to avoid these problems.*

Learning Content

- *At the end of the session, the FDs should know how the NHS Primary Care Regulations apply to everyday NHS General Dental Practice.*
- *Recognize areas of regulatory misinterpretation and the consequences of not following the regulations properly.*
- *Explain accurately the treatments available under the NHS.*

GDC Outcomes: A B D



Tuesday 12th October

Birmingham Dental Hospital.

Day Session

09.30

Communication Skills

CPD Hrs = 6

Cascade

To develop an understanding of the importance and techniques of communication skills

Objectives

- *To discuss the importance of body language.*
- *To develop an ability to communicate effectively and manage conflicts*
- *Through observation understand why others react in different ways to different situations*

Learning Content

- *By the end of this session, FDs should be able to understand the importance of communication skills and be aware how to better manage conflicts.*
- *Give feedback to colleagues in an appropriate manner*

GDC Outcomes: A B D



Friday 15th October

Princess Royal Hospital, Telford

Day Session

09.30

Posterior Restorations

CPD Hrs = 6

Louis Mackenzie

To assist Foundation Dentists in choosing which materials, equipment and techniques to employ when directly restoring posterior teeth.

Objectives

- *Discuss case selection and treatment planning for direct restorations.*
- *Materials overview: Amalgam, composite and adhesive systems and matrix systems*
- *Practical exercises -
Placement and shaping techniques for direct composite restorations.
Amalgam carving.*

Learning Content

- *At the end of this session, FDs should know the properties, handling and use and predictability of amalgam and composite restorations on posterior teeth.*

GDC Outcomes: A C D



Thursday 21st October

Virtual Remote Learning Platform - Links to be confirmed.

Day Session

09.30

Periodontics

CPD Hrs = 6

Reena Wadia

Specialist Periodontist

To update Foundation Dentists on the management of Periodontal disease and Peri-implantitis and to make the best use of the dental team and skill mix and know when to refer such patients.

Objectives

- *To discuss the patient examination and investigations appropriate to periodontal care.
To discuss the various treatment modalities appropriate for patients with periodontal disease.*
- *To discuss ways of monitoring periodontal disease and appropriate referrals.
To discuss ways of monitoring peri-implant disease and to consider what treatments are appropriate for peri-implant disease.*
- *To understand the use of skill mix in the management of periodontal disease*

Learning Content

- *FDs will be better placed to recognize and appropriately treat their patients with periodontal disease in general dental practice.*

GDC Outcomes: A C D



Friday 5th November

Birmingham Dental Hospital

Day Session

09.30

Crown & Bridge

CPD Hrs = 6

Louis Mackenzie

To revise the subject of crown and bridgework and minimally invasive preparations in general dental practice

Objectives

- *Discuss assessments and treatment planning for indirect restorations*
- *Practical exercises on anterior teeth -
Veneer prep
Prep for dentin bonded crown
Prep for PFM crown*
- *Practical exercises on posterior teeth -
Prep for FGC
Prep for onlay
Prep for resin bonded bridge - using C and D shaped retainers*

Learning Content

- *By the end of the day Foundation Dentists will have a greater understanding of the subject of crown and bridgework and how to apply it to their work in practice.*
- *FDs will know about minimally invasive preparations for indirect restorations*

GDC Outcomes: A C D



Friday 12th November

Virtual Remote Learning Platform - Links to be confirmed.

Day Session

09.30

Endodontics Part 1 - Theory

CPD Hrs = 6

Nick Adams

Specialist Endodontist

To update the foundation dentists on techniques for endodontic treatment.

Objectives

- *Discuss the rationale for endodontic treatment*
- *Discuss access cavities, locating canal orifices, methods to determine working length, shaping and preparing root canals, intra-canal irrigants, different methods of obturation*
- *Discuss causes of failure of primary endodontic therapy and principles of re-treatments*

Learning Content

- *By the end of the session the FDs should know the theory behind the rationale and techniques for endodontic treatment and simple retreatments.*

GDC Outcomes: A C



Wednesday 17th November

Virtual Remote Learning Platform - Links to be confirmed.

Day Session

09.30

Pediatric Dentistry

CPD Hrs = 6

Sophie Hughes

Consultant in Pediatric Dentistry

To update Foundation Dentists on current developments and best practice in Pediatric Dentistry

Objectives

- *Discuss patient assessment/management in pediatric dentistry*
- *Discuss immediate management of pediatric dental trauma*
- *Discuss procedures including indirect pulp caps, vital pulpotomies and pulpectomies, placement of stainless-steel crowns.*

Learning Content

- *Assess children and take a comprehensive history in general dental practice*
- *Manage dental trauma*
- *Manage caries in primary teeth*

GDC Outcomes: A C D



Friday 26th November

Virtual Remote Learning Platform - Links to be confirmed.

Day Session

09.30

TMD & Occlusion

CPD Hrs = 6

Riaz Yar

Specialist Prosthodontist

To review the disorders of the Temporo-Mandibular Joint and their treatment in general dental practice

To review the Principles of Occlusion and how they apply to everyday general dental practice.

Objectives

- *Discuss anatomy and examination of the TMJ*
- *Discuss disorders of the TMJ and their treatments*
- *Discuss the principles of occlusion and how they apply to restorative dentistry -*
 - Terminology in occlusion*
 - Mandibular movement and tooth contacts*
 - Examining and recording the occlusion*
 - The use of facebows and articulators*
 - Recording of jaw relations*
 - The features of an ideal occlusion*
 - Managing the occlusion in restorative dentistry*

Learning Content

- *FDs should know the anatomy of the TMJ, how to examine the TMJ, diagnose and treat disorders of the TMJ in practice and when to refer.*
- *How to examine and record the occlusion and apply the principles to everyday restorative dentistry in general dental practice*

GDC Outcomes: A C



Friday 10th December

Virtual Remote Learning Platform - Links to be confirmed.

Day Session

09.30

Milestone 1 Presentation

CPD Hrs = 6

Colin Sinha, Jin Bajaj

TPD and ES

This session will be used for Foundation Dentists to present their Milestone 1 Emergency Case.

Objectives

- *Learn to use the case of a patient with dental trauma or a dental emergency to reflect on clinical skills of analysis and care provision together with improved presentation skills.*

Learning Content

- *Improvement in the provision of emergency patient care through use of reflection, analysis and planning.*

GDC Outcomes: A C



Friday 17th December

Birmingham Dental Hospital

Morning Session

09.30

Anterior Restorations

CPD Hrs = 6

Louis Mackenzie

To explore the range of options and techniques available to us to produce excellent results with direct composite restorations on anterior teeth in a predictable manner.

Objectives

- *Restoration of an anterior tooth with a class IV defect with composite resin*
- *Free hand composite resin veneers on anterior teeth*
- *Building up an anterior tooth with composite resin using the layering technique*

Learning Content

- *To assist foundation dentists in choosing which materials, equipment, and techniques to employ when using direct composite to restore anterior teeth.*

GDC Outcomes: A C



Calendar 2021-2022

September 2021

Thursday 2nd September

Clinical Refresher Session

Friday 3rd September

STW Scheme Induction

Friday 10th September

Regional Induction

Friday 17th September

Diagnosis & Treatment Planning

Friday 24th September

Dental Emergencies (AM); Audit (PM)

October 2021

Friday 1st October

Oral Surgery

Friday 8th October

Clinical Photography (AM); NHS Regulations (PM)

Tuesday 12th October

Communication Skills

Friday 15th October

Restorations of Posterior Teeth

Thursday 21st October

Periodontics

November 2021

Friday 5th November

Crown & Bridge

Friday 12th November

Endodontics 1 - Theory

Wednesday 17th November

Pediatric Dentistry

Friday 26th November

TMD & Occlusion

December 2021

Friday 3rd December

Complete & Upload All E-Learning Certificates

Friday 10th December

Milestone 1 Case Presentations

Friday 17th December

Restorations of the Anterior Teeth



Educational Supervisors and Foundation Dentists



Anita Kundra

Oraco Dental, 64 Union Street, Wensbury, West Midlands WS10 7HB



Aya Shammout


Birmingham Dental School

01215 560369



Anthony Griffiths

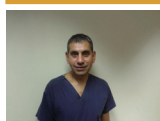
Oswyn House Dental Practice, 20 Oswald Road, Oswestry, Shropshire SY11 1RE



Yasmin Gul

Birmingham Dental School

01691 652424




Balbir Bhandal

Bhandal Dental Practice, 148 High Street, Cradley Heath, West Midlands B64 5HJ

Shyam Sanjay Patel

Peninsula College of Medicine and Dentistry

01384 411522



Brij Dhody


Brij Dhody Dental Practice, 2 Bhylls Lane, Wolverhampton, West Midlands WV3 8DH



Aaron Patel


Liverpool Dental School

01902 766287



Deepa Joseph

Greenfields Dental Surgery, 114 Ellesmere Road, Shrewsbury, Shropshire SY1 2QT



Amran Mahmood Husain

Barts and the Royal London

01743 243026



Eby Chacko

Stretton Dental Practice, Central Avenue, Church Stretton, Shropshire SY6 6EE



Evelyn Mackley

Liverpool Dental School

01694 722862



Harj Basra

Station House Dental Practice, Station Road, Telford, Shropshire TF2 6AG



Rida Azam

Birmingham Dental School

01952 610061



Jin Bajaj

Kainth Dental Practice, 394 High Street, West Bromwich, West Midlands B70 9LB

Rishi Kumar Sanger

Barts and the Royal London

01215 532268



Jugminder Sanghera

Mercian House Dental Practice, 16 York Street, Stourport-on-Severn, Worcestershire DY13 9EE



Lucy Hodgson

01299 827437



Kuldip Gakhal

The Smile Works, Carlton Chambers, Queens Street, Wellington, Telford, Shropshire TF1 1EW


Gavinder Sidhu

01952 242966



Manoj Dhanda


Key Dental Practice, 26 The Square, Lichfield Road, Walsall, West Midlands WV12 5EA



Bisma Shahzad

Birmingham Dental School

01922 476993



Natalie Walker

Dawley Dental Practice, 82 Kings Street, Telford, Shropshire TF4 2AH



Edward Michael Lane

University of Central Lancaster
School of Dentistry

01902 505120



Ravinder Kudhail

Sedgley Dental Care, 31a Bilston Street, Sedgley, West Midlands DY3 1JA



Ashil Shah

Bristol Dental School

01902 670749



Rishi Chande

Dawley Family Dental Centre, 60 High Street, Dawley, Telford, Shropshire TF4 2EX



**Ruqaiyah Mustafa
Jamali**

Leeds Dental Institute

01952 505353



Shobhna Chauhan

Asden House Dental Clinic, 1-5 Victoria Street, West Bromwich, West Midlands B70 8ET

Meher Grewal

Birmingham Dental School

01215 535683



Tariq Mahmood

Asden House Dental Clinic, 1-5 Victoria Street, West Bromwich, West Midlands B70 8ET

Sharanjeet Sandhu

Birmingham Dental School

01215 535683



Shropshire, Telford and Wrekin Scheme Buddy ES Pairings 2021-2022

Foundation Dentist	Educational Supervisor(s)	Buddy ES(s)
Aya Shammout	Anita Kundra	Shobhna Chauhan
Meher Grewal	Shobhna Chauhan	Anita Kundra
Yasmin Gul	Anthony Griffiths	Eby Chacko
Evelyn Mackley	Eby Chacko	Anthony Griffiths
Shyam Sanjay Patel	Balbir Bhandal	Manoj Dhanda
Bisma Shahzad	Manoj Dhanda	Balbir Bhandal
Aaron Patel	Brij Dhody	Kuldip Gakhall
Gavinder Sidhu	Kuldip Gakhall	Brij Dhody
Amran Mahmood Husain	Deepa Joseph	Harj Basra
Rida Azam	Harj Basra	Deepa Joseph
Rishi Kumar Sanger	Jin Bajaj	Jugminder Sanghera
Lucy Hodgson	Jugminder Sanghera	Jin Bajaj
Edward Michael Lane	Natalie Walker	Rishi Chande
Ruqaiyah Mustafa Jamali	Rishi Chande	Natalie Walker
Ashil Shah	Ravinder Kudhail	Tariq Mahmood
Sharanjeet Sandhu	Tariq Mahmood	Ravinder Kudhail



Online Learning

2021-2022

List of Mandatory E-Learning

As part of your Foundation training year within Midlands and East you will undertake a number of online e_Learning modules. All of these e-learning modules have specific completion dates.

Most of the e-Learning can be accessed from the e-LFH (e-Learning for Health) website, but the Script modules can be accessed directly from your e-Portfolio using the tab at the top of the dashboard page.

e-Learning for Health

once you have received your login details from e_Learning for Health you can access all the necessary modules by using this link:

<https://portal.e-lfh.org.uk/Component/Details/660298>

This takes you to a portal which leads to the **Midlands and East - Dental Foundation Trainees** learning path.

Here is a list of all the modules. Once each module has been completed the assessment for that module should also be completed and the certificate of completion uploaded to the e-Portfolio.

Modules

Course Sections

Statutory and Mandatory Training (SMT) **Completion Date 19-09-2021**

Conflict Resolution Level 1	40 mins
Data Security Awareness Level 1	70 mins
Equality and Diversity and Human Rights Level 1	20 mins
Fire Safety Level 1	30 mins
Moving and Handling Level 1	40 mins
Preventing Radicalisation - Basic Prevent Awareness	35 mins
Safeguarding Adults Level 1	40 mins
Safeguarding Adults Level 2	40 mins
Safeguarding Children Level 1	30 mins
Safeguarding Children Level 2	35 mins

Mental Capacity Act (MCA) **Completion Date 03-10-2021**

Mental Capacity Act as Part of Human Rights	20 mins
Assessing Mental Capacity	20 mins
Planning Ahead Using the MCA	20 mins
Best Interests	20 mins
Restraint	20 mins
Deprivation of Liberty	20 mins
Relationship Between the MCA and the MHA	20 mins
Mental Capacity Act and Young People aged 16 or 17	20 mins
Research Involving People Who Lack Capacity	20 mins
Mental Capacity Act and Adult Safeguarding	20 mins
Settling Disputes and Disagreements	20 mins

Alcohol and Tobacco Brief Interventions Completion Date 17-10-2021

Introduction to treating and preventing ill health	15 mins
Very Brief Advice on Smoking	15 mins
Alcohol Brief Advice	15 mins
Bringing It Together - Multiple Risk Factors	15 mins
Assessment	10 mins

Making Every Contact Count (MECC) Completion Date 31-10-2021

What is MECC and why is it important	30 mins
How to have a MECC conversation	30 mins
Signposting	15 mins
Five Ways to Wellbeing	30 mins
Assessment	10 mins

HEE Rubber Dam Placement video Completion Date 13-11-2021

Using your login details for e_Learning for Health you can access this module by using this link:

<https://portal.e-lfh.org.uk/Component/Details/660298>

e-Learning for Healthcare - Coronavirus programme Completion Date 13-11-2021

This programme has been specifically developed and is regularly updated in response to the Covid-19 situation and can be located link:

<https://portal.e-lfh.org.uk/Component/Details/660298>

Script - An eLearning programme to improve prescribing competency

Please use the link in your e-Portfolio to access the Script site. When you have completed a module, this information will be passed to your e-Portfolio but you may wish to download a completion certificates for your CPD records.

Modules Completion Date 05-12-2021

Prescription Documentation and the Drug History	60 mins
Medication Errors and Adverse Drug Reactions	60 mins
Special Patient Groups	60 mins
Utilising the BNF	60 mins
Medical Emergencies	60 mins
Periprocedural Prescribing	60 mins
Dental Infection	60 mins
Pain, Ulceration, and Inflammation	60 mins
Prescription Documentation and the Drug History	60 mins
Medication Errors and Adverse Drug Reactions	60 mins

BDA & Cancer Research UK Oral Cancer Recognition Toolkit

https://www.doctors.net.uk/eclientopen/cruk/oral_cancer_toolkit_2015_open/

Although this topic may be covered in a study day, the toolkit is very valuable, and it is advised this is still completed irrespective of a scheme running an oral cancer study day. The completion certificates should be uploaded to your e-Portfolio

Module Completion Date 19-12-2021

BDA-CRUK Oral Cancer Recognition Toolkit 3 hours

List of Supplementary E-Learning Dentistry (e-Den) e-Learning for Health

<https://portal.e-lfh.org.uk>

This is a series of modules about dentistry known as e-Den. You will find these modules helpful when used in conjunction with your Study Days. References to particular modules may be included in the information for each Study Day. Accessing the relevant module before the Study Day will help you to gain more from the interactive learning session.

To locate the e-Den modules in the e-Learning for Health Website, click on '**My e-Learning**' at the top of the web-page and then enter the **Dentistry** name in the search box. When the search results appear, you will see the **Dentistry** module listed with an icon; click on '**Enrol**' and the Module will be added to your account. You will then be able to see each of the e-Den Modules and Course Sections in 'My e-Learning'.

e-Den Module

1 Patient Assessment

Profiling the Patient

Good Practice

Patient Assessment

Assessment Methods and Techniques

Health Promotion and Disease Prevention

Profiling the Patient

2 Human Diseases and Medical and Dental Emergencies

Medical Topics and Dentistry

Medical Emergencies In Dentistry

3 Anxiety and Pain Control in Dentistry

Principles of Dental Pain

Dental Local Anaesthesia

Management of Dental Pain

Intravenous Sedation

Dental General Anaesthesia

Mediators of Central Pain

Dental Local Anaesthetic Technique

Non-Pharmacological Anxiety Management

Inhalation Sedation

4 Periodontal Disease and Management

Aetiology of Periodontal Disease

Periodontal Diagnosis and Determination of Prognosis

Patient Education and self-Performed Plaque Control

Surgical Periodontal Therapy

Periodontal Treatment Options

Non-Surgical Periodontal Therapy

5 Hard and Soft Tissue Surgery

Pre- and Post-operative Assessment

Surgical Dentistry

Exodontia

Advanced Trauma Life Support (ATLS)

Management of Un-Erupted, Impacted, Ectopic and Supernumerary Teeth Management of Benign Soft Tissue lesions

6 Surgical and Non-Surgical Management of Head and Neck Disease

Accurate Drug History and Relevance of Allergies Odontogenic Infections
Management of Oral Mucosal Diseases Craniofacial Pain Disorders
Neoplastic and Non Neoplastic Disease of the Head and Neck

7 Management of the Developing Dentition

Orthodontic Indices Assessment for interceptive Treatment
Space Maintenance Simple Removable Appliances
Oral Habits and Occlusal Trauma in the Mixed Dentition
Emergency Care and Management of Orthodontal Problems
Contemporary Orthodontics Normal Facial Growth and Dental Development
Abnormalities of Facial Growth and Dental Development

8 Restoration of Teeth

Caries Restoration of Permanent Teeth
Crowns Restoration of Deciduous Teeth
Aesthetic Dentistry Dental Biomaterials
Tooth Surface Loss Endodontics
Dental Trauma

9 Replacement of Teeth

Bridgework Occlusion
Complete Dentures Partial Dentures
Implantology Miscellaneous

10 Communication

Patient and the Family Teamworking
Other Professionals

11 Professionalism

Ethics Self
The Clinical Team and Peers

12 Management and Leadership

The Need for Effective leadership and Management Quality in Healthcare
Risk Management Self-Management
Change Management Managing a Business
Healthcare Systems Professional Practice
Management and Leadership

13 Sustainable Dentistry

Introduction to Sustainable Dentistry Measuring carbon in Healthcare



e-LIFT Project

2021-2022

Project 'e-LiFT' stands for Evidence-linked Learning in Foundation Training. This is simply project work covering the non-clinical elements of the DFT curriculum which are the domains of communication, professionalism, management and leadership.

FDs are expected to complete what are essentially reflective learning exercises in four units underpinned by evidence of their own work completed in the training practice. The units are core topics for the FD to reflect upon:

- Infection control
- Radiology
- Medical emergencies
- Clinical communication

The reflective learning exercise for each unit, allows for flexibility for the FD to hone in on specific learning or development points that have influenced them the most in their training year. Each of the units will entail reflective writing amounting to 1000 - 1250 words, each unit supported by 4- 6 pieces of evidence. Units 1 to 4 are to be completed by April 2022.

FDs will be given guidance documents and templates. Work for each unit will be assessed by external Educational Supervisors.

Here is a link to the HEE website for full details and module downloads:

<https://heeoee.hee.nhs.uk/node/2567>



Milestones and APLAN

2021-2022

The Milestones are three clinical cases that Foundation Dentists (FDs) will present throughout the DFT year. The cases will increase in complexity as the year progresses and will be part of the formative assessment for IRCP and FRCP. The FDs will present each of their cases at their own scheme study day. The cases will be peer reviewed on the day by your own scheme members and educational supervisors. This process facilitates learning, self-assessment, reflection and insight. Milestone One is peer reviewed only. Milestones Two and Three use APLAN for additional anonymous feedback and scoring.

APLAN (Anonymous Peer Learning and Assessment Network) is an online tool which allows your cases to be distributed to other FDs and ESs across the Midlands and East region. Your Milestone Two and Milestone Three cases will be anonymously reviewed by three FDs and three ESs. In addition, you will be asked to provide anonymous feedback for three cases submitted by other FDs.

The deadlines for the case submission and review feedback on APLAN are

Milestone 2: Deadline for case uploads **14th Jan 2022.**
Deadline for remote feedback **28th Jan 2022.**

Milestone 3: Deadline for case uploads **20th May 2022**
Deadline for remote feedback **3rd June 2022**

There is no room for late submission of cases or feedback reviews. The window for giving feedback on cases will open within 48 hours of the case upload deadline closing and will remain open for two weeks. Failure to meet the deadlines may impact your IRCP and FRCP outcome.

Case Guidance

You will find information on the share-point for FDs that covers the milestone cases and guidance on how to present them. General guidance for case presentation includes:

- Ensure you have written consent from your patient for the use of photographs, radiographs and clinical records;
- Start identifying cases as soon as possible, and have a few cases spare as back-up in case of patient non-attendance;
- Look at the marking criteria to help guide your presentation;
- Keep your case presentation concise and avoid using a lot of text on slides;
- Reflect on your case and provide modifications you would make in future; and
- Maximum presentation time is 10 to 15 minutes which is then followed by Q&A for around 10 minutes.

If you have any further queries please contact your TPD.



Problem Solving and Support

Shropshire, Telford and Wrekin 2021-2022

During the Foundation Training year there will be many opportunities for problems to arise. These may range from the 'crowns that never fit' to problems communicating with the Dental Nurse. As a Foundation Dentist you have available a wealth of expertise and experience to draw upon to help you to solve your problems.

In your Practice the main source of assistance in problem solving is, of course, your Educational Supervisor. During normal working hours you can approach your ES for assistance, or alternatively during a tutorial you can bring up a matter that is causing concern.

Your Training Programme Director is also always available for help on a whole range of clinical, professional or personal problems. This does not have to wait until a Study Day meeting; so contact your TPD by phone or email early on if you have a problem or concern. Early resolution of that burning issue will help prevent any further worry. Remember that patient safety is paramount and confidentiality is assured, if required.

The DFT group is also a very useful forum to air problems and to seek a solution. Opportunities for group discussion occur in nearly every session of the Day Release Course. Naturally openness and frankness is usually required, but all members of the group will respect our rule of confidentiality outside the sessions.

Additionally there is further wide ranging support that can be obtained from the Associate Dean for Regional Trainee Support. Here is a web address support:

<https://heeoe.hee.nhs.uk/dental/trainee-support>

Contacts for Support

Training Programme Director

Ashis Colin Sinha

Phone: 07812 641 205

Email: colin.sinha@hee.nhs.uk

Regional Deputy Postgraduate Dental Dean, Early Years Deborah Manger

Email: please use - DFT.ME@hee.nhs.uk

Associate Dental Dean for Regional Trainee Support

Fleur Kellett

Email: DentalTraineeSupport.ME@hee.nhs.uk



Claiming Travel and Subsistence

2021-2022

For payment of Dental Foundation Training claims, Foundation Dentists must adhere to the following guidance:

All claims must be submitted on the appropriate form issued by your TPD. This form should be fully completed, easily readable, and signed by your TPD who will check all claims are valid. They will also cross through any incomplete lines to stop any claims being added after signing.

Travel claims must reflect the actual mileage undertaken, or travel costs incurred, in attending your Study Day Programme only. Note that the mileage calculated from the home address to venue will be adjusted by NHS England once your form is submitted to them. Your usual mileage from your home to the dental practice will be deducted from the amount (you do not need to enter this separately on the form, NHS England will calculate this).

(Current mileage rate = £0.24 per mile, dentists carrying one or more named eligible dentists to the same course = an additional £0.05 per mile) Where passengers are being claimed for, their full names, contract number and performer number is required.

FDs should travel only by second class if they travel by rail and should attach tickets or receipts to their claim forms.

Taxis should not be used and cannot be claimed - if their use is required due to particular circumstances then the reasons need to be discussed with the Postgraduate Dental Dean, or Deputy, and you will need to get approval in advance, in writing, and provide it with the claim form.

Within Midlands & East overnight accommodation is not claimable except in very specific authorised circumstances, therefore claims for accommodation or evening meal allowance should be not be made.

A daily lunch allowance is payable: (applicable when more than five hours away from practice, including the times between 12:00 - 2:00pm) = up to a maximum of £5.00, itemised receipts must be provided when making a claim. Please note that bank statements are not acceptable forms of receipt and no reimbursements can be made on alcoholic drinks.

All claim forms must be completed accurately and honestly. You may only claim for actual expenses incurred and must not exaggerate claims, provide alternative or fabricated receipts or deliberately incur unnecessary expense. False claims are fraudulent and may be investigated by the NHS England Area Team, with onward referral to NHS Fraud Investigators and/or the GDC.

Claims must be submitted within 3 months of the event and receipts must be included for all travel, meals and car parking. Trainees are advised keep a copy of the claim form and the submitted receipts, and to send claim forms by signed delivery service (you may not claim this postage cost) or email.

Claim forms should be sent Completed Claim forms should be submitted to the BSA via your BSA Compass login. You can access an information leaflet about this from here:

http://www.copdend.org/dft handbook/FD_Handbook/The_Scheme/T_-_S_Expenses/FD_Travel_and_Subsistence_claims_via_Self_Service_in_Compass.pdf

Your payments will appear on the training practice BSA schedule and your Educational Supervisor will pay them to you as non-taxable expenses.



Audit Project

2021-2022

Introduction

It is a requirement of the Dental Foundation Training Curriculum that a minimum of two clinical audit cycles are to be completed by the end of the ninth month of Dental Foundation Training by each Foundation Dentist.

Submission of a formal Clinical Audit Report is a mandatory requirement for the Satisfactory Completion of Foundation Training in the Midlands and East Region.

Detailed guidance on the completion of your Audit Project will be provided in a separate document.

Audit topic

When choosing your audit topic please be aware that you must not choose a topic that should be covered by the normal clinical governance processes of the practice, including radiograph quality, record keeping and infection control. If you are not sure about the suitability of a topic you should discuss this with your TPD before you start.

Process for marking

Your Clinical Audit Report will be marked by a Buddy ES using a Feedback Form approved by the Region. When complete you should email a copy of your Clinical Audit Report to your TPD and Buddy ES.

The Buddy ES will complete the Feedback Form then forward the completed Feedback Form to your TPD for moderation. Your TPD will forward the moderated Feedback Form to you and your ES for discussion at a tutorial.

E-Portfolio upload

You should complete a Tutorial Reflection and upload the completed Feedback Form to the **FD Projects, Presentations and Audits** section of the e-Portfolio. At the same time upload your completed Clinical Audit Report to the **Uploads** section of the e-Portfolio.

The TPD for your Scheme will set the submission and marking deadlines for that Scheme. They will also allocate a Buddy ES to each FD.

Your Audit Report and the completed Feedback Form must be uploaded to the e-Portfolio at least two weeks before FRCP.



Practice Equipment List

2021-2022

Practice Specifications

Electronic records
Digital radiography
Internet access
Infection control

Full computer based clinical records and appointment management system.

Up to date policies, protocols, and operating procedures including effective decontamination facilities with sufficient capacity and storage.

NHSmal account

Specification for FD Room

Size
Ventilation

Minimum floor area 9m².

Natural or mechanical ventilation must be provided. The fresh-air supply rate should not normally fall below 5 to 8 litres per second, per occupant - HSE Workplace (Health, Safety and Welfare) Regulations 1992.

Equipment for FD Room

Dental chair

Turbines
Contra-angle handpieces
Straight handpiece
Ultrasonic scaler
X-ray set
Amalgam mixer
Light cure lamp
Stool for dentist
Stool for nurse
Handwash sink
Telephone
Workstation
Clinical records and appointment management software.
Internet access.

Low seated design. Operating light. Delivery unit. Cuspidor. Suction. Amalgam separation.

Minimum of 3.

Minimum of 3.

Minimum of 1.

Magnetostrictive or piezo.

Rectangular collimation. Isolation switch outside the controlled area.

Instrumentation for FD Room

Autoclavable tray system

X-ray film holders

Full range of holders for bitewing and periapical views - including full range of endodontic film holders.

Rubber dam kit

Latex free.

Conservation

Full range of instruments for normal restorative work including a single use matrix system (eg Automatrix) and a sectional matrix system (eg Composi-tight).

Periodontics

Full range of periodontal instruments including a measuring probe (eg Williams Probe) and a full set of scaling instruments (eg Gracey Curettes).

Extractions

Full range of extraction forceps (upper and lower); elevators and a set of Luxators.

Oral Surgery

Full range of surgical instruments including scalpel blades and handle, periosteal elevator, solution for irrigations, syringe for irrigation, surgical handpiece, selection of surgical burs, root tip picks, bone rongeurs, needle driver, toothed tweezers, non-toothed tweezers and suture scissors.

Prosthetics	<i>Full range of prosthetic instruments including shade and mould guides.</i>
Endodontics	<i>Full range of stainless-steel hand files and NiTi rotary files.</i>

Materials and Disposables for FD Room

Respirator	<i>Fit tested FFP3 mask or powered hood for FD use.</i>
Type II R Fluid Resistant Surgical Masks	
Gloves	<i>Latex free.</i>
Bibs	
Aprons	
Gowns	
Paper and cotton goods	
Safe Sharps System	<i>Incorporating a shield or cover that slides or pivots to cover the needle after use - HSE Health and Safety (Sharp Instruments in Healthcare) Regulations 2013.</i>
Waste containers	<i>For sharps, clinical waste, non-clinical waste, gypsum waste. Containers with mercury suppressant for amalgam waste, amalgam capsules and extracted teeth.</i>
Disposable 3 in 1 syringe tips	
Conservation	<i>Full range of restorative materials including paediatric stainless-steel crowns and 016 stainless-steel orthodontic wire for trauma cases.</i>
Prosthetics	<i>Full range of prosthetic materials including impression compound and greenstick.</i>
Endodontics	<i>Full range of endodontic materials including a tooth sleuth, hypochlorite sourced from a dental supplier and Endo-Frost.</i>

Available in the Practice for Use by the FD When Required

Dedicated Digital Camera	<i>SLR or equivalent with lens, ring flash, retractors, and mirrors.</i>
Conservation	<i>Face bow and semi-adjustable articulator.</i>
Prosthetics	<i>Surveyor.</i>
Endodontics	<i>Electric pulp tester, apex locator, handpiece & motor for rotary endodontic system.</i>
Clinical Digital Thermometer	
Digital Communication	<i>Computer or tablet with MS Teams including webcam, speakers, and microphone.</i>



Useful Links

2021-2022

National DFT Handbook

National policies and information: <http://www.copdend.org/dfthandbook/index.html>

Postgraduate Virtual Learning Environment

Repository of eLearning resources: <https://pgvle.co.uk/login/index.php>



Speakers

Autumn Term 2021-2022


Louis Mackenzie

L.Mackenzie@bham.ac.uk




Nick Adams

molteniman7176@gmail.com



Reena Wadia

info@rwperio.com



Sophie Hughes

sophie.hughes12@nhs.net



Riaz Yar

dryar2000@yahoo.co.uk



Kaushik Paul

kaushik_paul@hotmail.com



Cascade

info@therealcascade.com



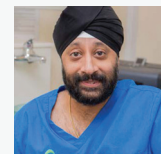
Mike Sharland

mike@mikesharland.com



Kanwar Ratra

kratra@talk21.com



Rob Tobin

rob@thedentalcentre.co.uk



Shaam Shamsi

shaam.shamsi@hee.nhs.uk



Graham Stokes

grahamstokes@gdseducational.co.uk

