


Peterborough Dental Foundation Training Scheme


Spring Term Programme 2019—2020



Developing people
for health and
healthcare

www.hee.nhs.uk

Learning Centre, Peterborough City Hospital



Peterborough Dental Foundation Training Scheme

Medical and Dental Education

Peterborough City Hospital,
Dept 401, Edith Cavell Campus,
Bretton Gate, Peterborough, PE3 9GZ
☎ 01733 678105

Regional Dean of Postgraduate Dentistry

Mr Andrew Dickenson FDS, RCPS, Glasg, BChD

Regional Postgraduate Deputy Dean

Mr Andrew Corke BDS, MFGDP (UK), MGDS RCS,
FFGDP(UK), Dip Med Ed

Medical & Dental Education Manager

Mrs Barbara Petrie BSc(Hons), PGCE

Dental Administrator

Miss Anne Rixen

Regional Dental Faculty Support Officer

Mrs Patti Bradshaw

Training Programme Director
Peterborough Scheme

Mr. Uday Patel BDS LCS RCS, MJDF, Pg Cert (Dental
Ed), MA Dental Law, FHEA

10 Market Square,

Sandy, Beds. SG19 1HU

✉ uday.patel@hee.nhs.uk

Programme published by

Health Education England—East of England

2-4 Victoria House, Capital Park,

Fulbourn, Cambridge. CB21 5XB


☎ 01223 597768

Spring Term

Venues and Subjects



Friday 31st January ■	Foundation Skills Study Day	<i>FD Training Practice</i>
Friday 7th February ■	Clinical Audit Presentations <i>Clinical Skills Laboratory, Learning Centre, Peterborough City Hospital</i>	
Friday 14th February ■	Treatment Planning <i>Denis Bracey Room, Peterborough City Hospital</i>	
Friday 21st February ■	No Study Day	<i>FD Clinical Work in Training Practice</i>
Friday 28th February ■	Oral Surgery <i>Clinical Skills Laboratory, Learning Centre, Peterborough City Hospital</i>	
Friday 6th March ■	Online Study Day	<i>FD Training Practice</i>
Friday 13th March ■	No Study Day	<i>FD Clinical Work in Training Practice</i>
Friday 20th March ■	Behaviour Management Restorative Dentistry <i>Clinical Skills Laboratory, Learning Centre, Peterborough City Hospital</i>	
Friday 27th March ■	Paediatric Dentistry Orthodontics for GDP <i>Denis Bracey Room, Learning Centre, Peterborough City Hospital</i>	
Friday 3rd April ■	Prosthetics <i>Clinical Skills Laboratory, Learning Centre, Peterborough City Hospital</i>	



Coursework Deadlines & Important Dates

Audit Presentation	Friday 7th February
IRCP Panel Meeting	Friday 14th February
Second 12 Foundation Skills Topics Submission	Friday 13th March
Case Presentation Submission	Early May 2020 (exact date to be confirmed)
FRCP	TBA
Last Study Day (Regional Celebration Event)	1st July

Quality Assurance Records

Attendance Register is kept at Peterborough City Hospital, Learning Centre

Evaluation forms are used to receive feedback for speakers and the TPD

CPD certificates are issued in line with GDC Guidance. GDC development outcome framework is referred to in the programme.

Reflections from each study day are to be documented in the ePortfolio.



Foundation Skills Study Day

You will be required to be present in your practice, gathering the various pieces of evidence that will support the foundation skills narrative.

When your second set of foundation skills write up comprising of the remaining 12 topics are complete, you may submit to arixen@nhs.net and uday.patel@hee.nhs.uk before Friday 13th March 2020.

<https://heeoee.hee.nhs.uk/dental/dental-foundation-training-information-and-schemes/foundation-skills-portfolio>

Foundation Skills Project

All Foundation Dentists are required to complete various items of project work during their training year; this page presents the Foundation Skills project. From the start to the end of this training year you will be providing care and treatment to the patients allocated to you. The project is about writing a brief factual account of what you actually do in delivering the dental services to your patients. You are then encouraged to examine your account in the several areas of primary dental care and provide your detailed personal reflection on the matters concerned.

Completion of this is an essential part of fulfilling very many of the competencies within the Professional, Management and Leadership Domains that are required for satisfactory completion of Dental Foundation Training. The project includes a checklist to cross reference the areas you cover in your work with the competencies from the DFT curriculum. This will be recorded in your E-Portfolio.

You can download the Guidance document here:

Guidance


The Modules can be downloaded from here:

Module A	Module B	Module C
Module D	Module E	Module F
Module G	Module H	Module I

The Assessment guidance and marking sheet can be downloaded here:

Assessment

Corporate Website | Technical Support / Login Assistance | © Copyright 2020 Health Education England | Log in | THE NHS CONSTITUTION



Friday 7 February

Clinical Skills Laboratory, Learning Centre

CPD = 6 Hrs

09:30

Clinical Audit Presentations



Mr. Uday Patel.

Training Programme Director (TPD)

Preeti Bose

Educational Supervisor

Aims

All FDs will have completed their clinical audit in their training practice and today will be the presentation day for our group.

Each FD will deliver a 10 minute PowerPoint presentation. The purpose of undertaking the clinical audit and presentation is for everyone to learn about audits from their own work and also from the work of others. In addition clinical audit is a satisfactory completion requirement for DFT.

Objectives

- *Each foundation dentists to complete a clinical audit project in their practice, and present findings to their peers.*

Learning outcomes

- *Can show application of the principles of Clinical Audit in Training Practice.*
- *Complete a clinical audit on a topic demonstrating use of this tool to improve the quality of clinical work.*

Close 16.30



Friday 14 February

Denis Bracey Room, Learning Centre



CPD = 6 Hrs



09.30

Treatment Planning

Each FD must bring at least one anonymous cases from practice for discussion including:

- Photos
- Radiographs
- Study Models



Mr. Khalid Malik.

Consultant Restorative Dentist

The aim of this session is to highlight to FDs the importance of treatment planning and provide a structure for assessment depending upon the complexity of presentation.

Objectives

- Discuss history taking with a view to improving on this discipline.
- Show how to carry out a caries and periodontal risk assessment for the patient
- Discuss how to organize an appropriate long term maintenance plan for the patient including a shared care approach if required.

Learning outcomes

- Recognise the areas to consider when formulating the treatment plan.
- Critique their own practice and reflect upon how to incorporate relevant components to the consultations
- Implement the specialist tests available appropriately to aid treatment planning.

14.00 Implant Dentistry

The aim of this session is to discuss simple implant cases that present in GDP

Mr. Khalid Malik

Consultant Restorative Dentist


Objectives

- Discuss treatment planning to include the offer the option of implants for your dental patients

Learning outcomes

- Can select patients suitable for implant referrals, and can discuss implants as an option for patients seen in GDP

16:45 Close



Friday 21 Febru-

No Day Release Course

Work in your dental practice.

Did you know that you can check out the East of England Intrepid Course Manager to see if there is a course of interest to you.

The screenshot shows the Intrepid Course Manager website. At the top left is the 'Intrepid Course Manager' logo. At the top right is the 'NHS Health Education East of England' logo. Below the logo is a navigation menu with 'Home', 'Courses', and 'Previous Page'. A 'SIGN IN' section contains fields for 'Email address:' and 'Password:', a 'sign-in' button, and links for 'Forgotten your password?' and 'Register here'. A disclaimer states: 'Unauthorised access to this system is strictly forbidden. Under the Computer Misuse Act 1990 it is a crime to knowingly access this or any other system or modify its contents without permission.' Below this is the 'Hicom' logo. A central banner reads: 'This system is designed to allow easy booking and management of Dental Multi-Professional Education ... read more'. To the right is a 'COURSES BY MONTH' section with a search bar and a list of months with the number of courses: March 2016 (3), April 2016 (9), May 2016 (15), June 2016 (28), July 2016 (17), August 2016 (1), September 2016 (16), October 2016 (24), November 2016 (29), December 2016 (8), January 2017 (17), and February 2017 (19). At the bottom, there is a footer with 'TXWEB02/2.24a © Hicom Technology 2016' and a navigation bar with links: 'About Us | Contact Us | FAQs | Terms & Conditions | Cancellation & Refund Policy | Data Protection'.

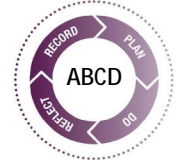


CPD = 6 Hrs

09.30

Oral Surgery for FDs

GDC Development Outcomes



Mr. Andrew Gibbons
Consultant in OMFS

This will be a practical session on oral surgery and related subjects such as referral letters, forensic odontology, Aviation Dentistry, Interview skills and emergency severe facial trauma.

You will be able to obtain an overview of basic oral surgery and practice techniques on pig's heads

Note:

This session will use Pigs heads as an educational tool. Please inform Uday Patel if this poses any issues.

Items to bring for this session:

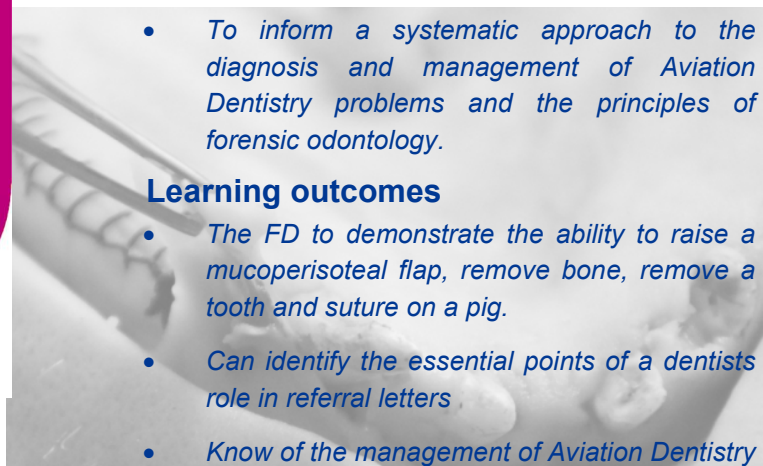
1. Round burs and fissure burs for bone removal for slow speed straight hand pieces
2. Mucosa flap retractor (Ausitn's or Rake's etc)
3. Periosteal elevator (Howarth's etc)
4. Ward's periosteal elevator
5. Suture holders
6. Toothed forceps to hold mucosa
7. Suture scissors
8. Mitchel's Trimmer


Objectives

- *To show and allow the FD to raise flaps and knot tying on a pig's head and removal of teeth.*
- *To provide an understanding of the dentists role in referral letters from an audit presentation and discussion.*
- *To inform a systematic approach to the diagnosis and management of Aviation Dentistry problems and the principles of forensic odontology.*

Learning outcomes

- *The FD to demonstrate the ability to raise a mucoperisosteal flap, remove bone, remove a tooth and suture on a pig.*
- *Can identify the essential points of a dentists role in referral letters*
- *Know of the management of Aviation Dentistry and name the main causes of barodontalgia.*





Friday 6
March

Online Study

During the year there are six study Days for you to undertake online learning in the practice (including 2 days allocated for foundation skills project work). Here is a table of the online learning that you are required to undertake, with links to the learning portals involved.

Please stick to the allocated dates and send the certificates to arixen@nhs.net and uday.patel@hee.nhs.uk after completion and before next working day to ensure records are kept up to date.

Online Learning item	Platform		Link
Topic to be advised	Online TBA		TBA




No Day Release Course

Work in your dental practice.

Did you know that you can check out the East of England Intrepid Course Manager to see if there is a course of interest to you.

The screenshot shows the Intrepid Course Manager website. At the top left is the 'Intrepid Course Manager' logo. At the top right is the 'NHS Health Education East of England' logo. Below the logo is a navigation menu with 'Home', 'Courses', and 'Previous Page'. A 'SIGN IN' section contains fields for 'Email address' and 'Password', a 'sign-in' button, and links for 'Forgotten your password?' and 'Register here'. A disclaimer states: 'Unauthorised access to this system is strictly forbidden. Under the Computer Misuse Act 1990 it is a crime to knowingly access this or any other system or modify its contents without permission.' The main content area features a banner with the text 'This system is designed to allow easy booking and management of Dental Multi-Professional Education' and a 'read more' link. Below the banner is a photo of people in a classroom. To the right is a 'COURSES BY MONTH' section with a search bar and a list of months from March 2016 to February 2017, each with a dropdown arrow and a count of courses. The footer includes the 'Hicom' logo and a list of links: 'About Us', 'Contact Us', 'FAQs', 'Terms & Conditions', 'Cancellation & Refund Policy', and 'Data Protection'.



Friday 20 March

CPD = 6 Hrs

09:30

Behavioural Management



**Rahendra Naidoo &
Kiran Jutla.**

ESs & General Dental Practitioners

Aims

Dentists require a broad range of skills to treat patients including those who are anxious or have behavioral issues. Today we will discuss the issues and management of behavior

Objectives

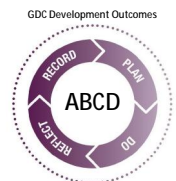
- To discuss the challenges in treating behavioral issues that some of our patients present, and the techniques we have at our disposal*

Learning outcomes

- Understand and can manage the types of behaviors we as dentists have to manage when providing dentistry.*

15:30

Restorative Dentistry—hints and tips



Rahendra Naidoo.

ES & General Dental Practitioner

Aims

This will be a clinical problem solving session when each FD will bring a problem for discussion

Objectives

- To discuss difficulties, what has been tried and there will be a peer review exercise*

Learning outcomes

- Able to learn from others how to overcome some clinical difficulties.*

Friday 27 March

Denis Bracey Room, Learning Centre



CPD = 6 Hrs

09:30

Paediatric Dentistry



Julia Hallam-Seagrave.

ES & General Dental Practitioner



Aims

The session will be an interactive exploration of issues regarding paediatric patient treatment planning.

Objectives

- *There will be a presentation and group discussion on the types of paediatric patients that general practitioners treat in the general practice setting.*

Learning outcomes

- *Be able to formulate a treatment plan for paediatric patients*
- *Be able to critically appraise treatment options for paediatric patients*

13:30

Orthodontics for the GDP

TBA

TBA

Aims

This session will cover how to diagnose and refer for orthodontics


Objectives

- *Discuss diagnosis of orthodontic patients for referral to the orthodontist*

Learning outcomes

- *Able to appreciate when referrals are to be made for orthodontic treatments*
- *Can justify referrals and can involve patient/parent in discussion about referrals*





09:30

Prosthetic Considerations

Kevin Chau

General Dental Practitioner &
Lecturer at GKT



Prosthetic work in general practice can prove very difficult for some people. The range of denture problems that may be encountered is enormous, and much patience and skill is demanded. There is no doubt that experience does help enormously, but nevertheless, there are many techniques that can be used in practice that are rarely discussed within Dental School. Rebuilding and refurbishing of existing dentures is sometimes the only way forward for some patients, yet the techniques to do this need to be learned. Likewise, good communication with the dental Technician is an essential part of the process.

Aims

The FDs will bring their denture cases for discussion

Objectives

- This will be a peer review exercise that will be guided by the speaker who will also bring into discussion his experience*

Learning outcomes

- You will be able to gather relevant information and formulate a diagnosis, prognosis and treatment plan for patients requiring removable prosthodontic treatment.*
- You will be able to evaluate residual ridges and abutment teeth to support and retain removable prosthodontic*

