


Norwich Dental Foundation Training Scheme

Autumn Term Programme 2019 - 2020



Developing people
for health and
healthcare





Norwich Dental Foundation Training Scheme

Norfolk and Norwich Institute for Medical Education

Norfolk and Norwich University Hospital NHS Trust,

Bob Champion Research and Education Centre, Norwich NR4 7UQ

 01603 286857

Post Graduate Dental Dean (Midlands and East)

Mr Andrew Dickenson BDS , FDS RCPS

Associate Postgraduate Dental Dean
Foundation Training

Mr Andrew Corke

Associate Dental Dean Regional Trainee
Support

Ms Fleur Kellett

Dental School Administrator (Norwich)

Mrs Keeley Papworth

Regional Foundation Training Administrator

Ms Patti Bradshaw

Training Programme Director
Norwich Scheme



Programme published by
Health Education England—East of England
2-4 Victoria House, Capital Park,
Fulbourn, Cambridge. CB21 5XB

Autumn Term

Venues and Subjects



Friday 6th September

Introduction and Welcome

Bob Champion Building Room 16A

9th—11th September

Clinical Skills Exchange Day

In practice with buddy practice

Thursday 12th September

Trainer/Trainee Interaction
Using the EPDP
Foundation Skills
Introduction to APLAN

Bob Champion Building Room 10 & 10A

Friday 13th September

Introduction to Practice (Ethical and Legal)
NHS Rules and Regulations

Bob Champion Building Room 16

Friday 20th September

Using Amalgam in Practice; What Can You Do With It?

Technical Skills Laboratory NNUH East Atrium

Friday 27th September

Prevention in Practice
Dementia Training

Bob Champion Building Room 16

Friday 4th October

Clinical Photography
Resus Training/First Aid

Bob Champion Building Room 16

Friday 11th October

Oral Surgery Hands on Day

Technical Skills Laboratory NNUH East Atrium

Friday 18th October

Clinical Audit
APLAN MS1 Presentations

Bob Champion Building Room 16



Autumn Term

Venues and Subjects

Friday 25th October

Practice Day 1 with e-learning



In practice with buddy practice

Friday 1st November

Early Stage Review Meetings



Bob Champion Building Room 16

Friday 8th November

Drugs/Prescribing in Practice

Basic Financial Information



Bob Champion Building Room 16

Friday 15th November

NHS Treatment Planning



Bob Champion Building Room 16

Friday 22nd November

Practice Day 2 with e-learning



In practice with buddy practice

Friday 29th November

Radiography in Practice

Handling Complaints



Bob Champion Building Room TBC

Thursday 5th December

Hands on Endodontics



Technical Skills Laboratory NNUH East Atrium

During each day some time will be set aside for problem solving and journal review

Friday 6th September

Bob Champion Building Room 16A



Morning Session

CPD = 3Hrs 15Mins

9.30 Introduction and Welcome Jin Vaghela and Ali Chohan

A welcome to the members of the Course and an introduction to the programme for the year. This is our first meeting together and is the time to get to know each other.

Learning Outcomes

At the end of the session we should all know a lot more about the members of the group and their interests. We should also have a knowledge of our practice and Trainer

11.00 Morning Break

11.15 Norwich Foundation Dental Scheme Jin Vaghela and Ali Chohan



In this session we shall look at how Vocational Training runs on a day to day basis. The programme for the term and for the year can be discussed. During this session you will be taken to the main hospital site for a tour of the Technical Skills Laboratory and the Library, as well as the Travel Office for your ID Badges.

Learning Outcomes

At the end of the session we will have a clear idea of how the year will run and the locations teaching is held

12.45 / 13.00 Lunch

THINGS TO BRING

- 1 Scheme Handbook and Autumn Term Programme
- 2 Pen and paper



Friday 6th September

Bob Champion Building Room 16A

Afternoon Session

CPD = 3 Hrs

14.00 Nuts and Bolts of VT Jin Vaghela and Ali Chohan



This is an opportunity to set out the ground rules for the year and to understand how we can make our group work well. We will also cover the record keeping, paperwork and forms associated with the NHS that are such a necessary part of general dental practice—which forms do we use at which time? Just what records are necessary? Who writes them? Who reads them? Are there any hints that we can pass on to each other?

Learning Outcomes

We shall try to see how we can maximise the benefit that each of us gains from the year of VT experience.

14.45 Professional Development - What is it all about? Jin Vaghela and Ali Chohan



This is the start of a year of Vocational Training, a year of Professional Development. What is the year for, and why is it felt to be so important that it is mandatory? During the afternoon we shall look at many of the aspects of the year and try to determine what each of us hopes to achieve.

15.30 Short Break

15.40 Finances & FP84—What They Are and How To Fill Them In Jin Vaghela and Ali Chohan

This session will provide you with a brief introduction into the finances of the FD year, including gross pay and net pay. We shall also look at the mechanisms for making claims for expenses.

16.30 / 17.00 Finish

Monday—Wednesday

9th - 11th September



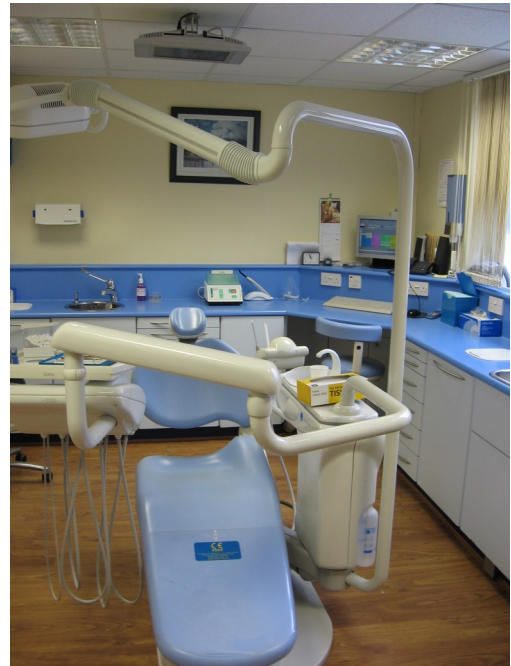
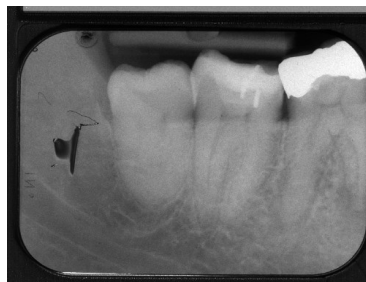
Morning Session

CPD = 3 Hrs

10.00 Clinical Skills Assessment

Aims

- To meet up with your buddy practice—ES and FD and have a practice / surgery based skills day to refresh skills that you developed at dental school and will be using fairly regularly in the first few months of your foundation year.
- To use the day as a peer review exercise and discussion
- To set up an early stage personal learning plan to focus on areas that need development
- To make sure you feel comfortable dealing with patients and record keeping



- To carry out a full patient examination (on other FD , trainer or Nurse) E/o , I/o hard and soft tissue, Charting, BPE, Occlusal assessment, and caries diagnosis.
- To put on computer system - to see what computer templates are available / help make full notes
- Work with nurse to enter records.
- To Investigate x-ray holders for Bw's and Pa x-rays , position in mouth , and line up x-ray tube. Investigate and place endo x-ray holders.
- Review , interpret, and grade 3 sets of Bw's you are provided with.
- Review, interpret ,and grade 3 Pa x-rays you are provided with
- Take upper and lower alginate impressions—Tray selection, mix and grade impression. Write up lab sheet .



Monday—Wednesday
9th - 11th September

Afternoon Session

CPD = 3Hrs


Aims

On extracted teeth

- Prepare a single surface cavity, remove the caries and place an amalgam filling
- Prepare a multi-surface cavity, remove the caries and place an amalgam filling
- Prepare a multi-surface cavity and place a composite filling
- Cut an access cavity for endo on a premolar tooth and locate the canal(s)
- Cut an access cavity for endo on a molar tooth and locate the canals.

On an individual:-

- Place a matrix band and wedge in the mouth
- Rubber dam placement on a premolar and / or molar tooth.



Learning Outcomes

- *To feel confident in undertaking a patient examination and assessing radiographs.*
- *To be able to take satisfactory impressions*
- *To be able to demonstrate and carry out fillings.*
- *To be able to place rubber dam in a reasonably efficient manner*
- *To be able to open a tooth and locate the root canals.*
- *To write up with your trainer your experiences and learning points—strengths and weakness from the day*
- *To write up a learning plan for the next 2/3 weeks*

Thursday 12th September

Bob Champion Building Room 10 & 10A



Morning Session

CPD = 3.0 Hrs

- 09.30** Arrival, Registration and Coffee
- 09.35** Welcome and Introduction
- 10.10** Working Together, Communication Styles and Learning Styles
Educational Supervisor's

Trainers are very important to VDPs and vice-versa. What are our responsibilities to each other. What are our expectations and what can we achieve together? How can we make our relationship one that is beneficial to both parties? What do we do when things do not run smoothly? Who can provide help and advice within the practice?



This morning we shall have a chance to develop and practise team communication skills in practical ways.

Finally we shall spend some time considering monitoring within general practice. This is always a difficult area and sharing experiences can be very helpful

Learning Outcome

Today we aim to look at our joint relationships and gain experience and skill in some practical steps of problem solving. We shall also attempt to understand more fully the use of the Portfolio within the practice

- 11.00** Morning Break
- 11.20** Scheme / Practice Ground Rules
Educational Supervisor's
- 12.00** Team Building Exercises
Educational Supervisor's
- 12.30** Lunch

Orthodontic Referral Form
Great Yarmouth and Waveney NHS
Please attach relevant radiographs if available.
Part A Advice and / or treatment plan
I am willing to provide NHS treatment for this patient, following recommendations from a Consultant
Removable appliances Fixed appliances Functional appliances



Thursday 12th September

Bob Champion Building Room 10 & 10A

Afternoon Session

CPD = 3.0 Hrs

13.30 **Foundation Skills**
Educational Supervisor's

What are they? What do you need to do? When do you need to start? What is expected?

14.30 **E-Learning**
Educational Supervisor's

15.00 **Short Break**

15.10 **Using the EPDP**
Educational Supervisor's

During this session we will look at using the EPDP and discuss our expectations of the assessment tools: Case Based Discussions and Evaluation of Dental Procedures

15.45 **Peer Review Case Presentation/APLAN**
Educational Supervisor's

During this session we will explore some of the issues that occur in practice and discuss how they might be handled. Discussions with trainers.

16:45 **Finish**



How to refer - Dental services

University College London Hospitals **M25**
with tenor two

How to refer - Dental services

National contact address:
Eastern Clinical Registry for Appointments (ECRA)
Dental Clinical Guidance
London W1A 8BJ

Headlines: 020 7611 2300
Fax: 020 7611 2302 (this is designated a safe haven fax)
Email: ecra@uclh.nhs.uk

Referral guidance for all requests for patients to be seen at the EDH

Who can refer?

- General dental practitioners
- Other regulatory care providers (usually for patient needing multidisciplinary input or second opinion)
- Medical practitioners (only to oral medicine and oral & maxillofacial surgery) - patients are expected to be registered with a dental practitioner or accepted for treatment at the Eastern Dental Hospital
- Community dental clinic

What service do we provide?

- Diagnosis, assessment and advice for treatment.
- Treatment in conjunction with the referring practitioner
- Treatment at the hospital depending on complexity of treatment need

Who may be refused?

- Referral letters that do not contain the required information that enables the letter to be assessed adequately
- Patients who are not registered with a dentist
- Patients with primary dental disease, e.g. poor oral hygiene or active caries
- Patients referred where failure is the presenting factor
- Patients not meeting the referral criteria set out by the department
- Urgent referrals

A patient's dentist retains the responsibility of their ongoing care. The dentist is expected to manage any emergency care for any area which their patient is seeing. Their responsibility also includes the patient's routine dental care whilst they are receiving care at the hospital unless otherwise referred by the hospital. On completion of active treatment they will be expected to provide maintenance and follow up care.

Some urgent treatment is provided to patients who fulfil criteria for approval as established by the EDH. All patients deemed eligible for urgent treatment are identified for approval in writing by a local contractor. This provision offers a rapid pathway of assessment and approval in cases of those patients who fulfil the required criteria. Referrals are made only once in the 24 hours of an ongoing patient's treatment within the EDH setting and the funding implications related to this.

<http://www.uclh.nhs.uk/OurServices/ServiceA-Z/EDH/Referfor.aspx>

15/01/11

Friday 13th September

Bob Champion Building Room 16



Morning Session

CPD = 3 Hrs

09.30 **Defence Union Presentation**
Mr Bryan Harvey



We will look at the system that we work in, paying particular attention to the forms we use, the Dental Practice Board, the rules and regulations, Dental Reference Offices, Dento-legal matters and record keeping.

Learning Outcome

To have an introduction to the NHS system and to build up an outline knowledge of the framework that we all work in. It will also give an overview of some of the grey areas so that you are aware of some of areas that it is easy to misinterpret.

Hopefully at the end of the session you will be better prepared for early practice life.

10.45 **Morning Break**

11.00 **Defence Union Presentation Continued**
Mr Bryan Harvey

12.30 **Lunch**





Friday 13th September

Bob Champion Building Room 16

Afternoon Session

CPD = 3 Hrs

13.30 How Do We Work—What Are Our Basic Rules?

Mr Nick Lamb (General Dental Practitioners, Past Trainer and Dental Practice Advisor for NHS England)

During this session we will look at the basic regulations we work under, some of the treatments we provide and look at some of the issues around the bands. We will also look at what is urgent treatment and what is routine treatment and when you should apply which UDA band and appropriate charge.

We will also look at the issue of NHS/Private treatment and the difficult issue of mixing and what you must do / provide for the patient.

Learning Outcome

By the end of the session to have a better understanding of the regulations we all work under and a basic knowledge of some of the things that have to be done so that we don't fall foul of the system.



16.30 Finish



Morning and Afternoon Sessions

CPD = 6 Hrs

09.30 Using Amalgam in Practice; What Can You Do With It?

Jin Vaghela and Ali Chohan



During the session we will be looking at the use of amalgam . Is it still relevant today ? If so, when and where is best to use it ?

When do you consider replacing them ?

Is it appropriate to remove them and place composites ?

Learning Outcomes


The session looks at the use of amalgam , when and where it is appropriate , what may be the alternatives and why you would choose amalgam. It is also designed to allow you to build extra experience and confidence in using the material .

It will also help you to assess existing amalgams and if they are adequate at the time of examination.

12.30 Lunch

13.30 Afternoon Session

16.30 Finish







Morning Session

CPD = 3.0 Hrs

09.30 Prevention in Practice

Amy Schiller



Amy will discuss the importance of prevention in dentistry and discuss some effective techniques, as well as the best way to promote prevention to patients.

This session will emphasise the importance of prevention and will illustrate effective ways of communicating this message across to our patients.

Learning Outcomes

Following the session, the delegates will be able to:

- 1. Deliver Primary Care dental prevention*
- 2. Implement techniques for delivering prevention and getting the message across*
- 3. Know why preventative and long term healthcare is a good way forward*
- 4. Understand why efficient teamwork is required to make it work*

12.30 Lunch



Friday 27th September

Bob Champion Education Centre Room 16

Afternoon Session

CPD = 3.0 Hrs

13.30 **Dementia Training**
Amy Schiller

16.30 **Finish**

Friday 4th October

Bob Champion Education Centre Room 16



Morning Session

CPD = 3 Hrs

09.30 Practical Clinical Photography

Denver Fester (General Dental Practitioner and ES)

A chance to put your finger on the button! Bring along your cameras and find out how to record for posterity, your patients smiles and frowns, their problems and your answers.

Learning Outcomes

During the session, everyone will be able to learn the basics behind simple but effective clinical photography, and to try their hand at producing examples. The techniques learnt will be helpful not only for helping to record and assess patients needs, but in the preparation of your project work also. This is a 'hands on' and 'fingers on the button' session where the results will be seen by all.



12.30 Lunch



THINGS TO BRING

- 1 Camera if you have one / or the practice



Friday 4th October


Bob Champion Education Centre Room 16

Afternoon Session

CPD = 3 Hrs

13.30 Medical Emergencies in General Dental Practice First Aid Training MBS2 Training

Resuscitation in practice is a skill that we all must have, and yet one that we all hope never to need. To carry out effective resuscitation, correct diagnosis of the cause of collapse must be made and then the correct techniques employed. Training of practice staff is also an essential part of resuscitation.



Learning Outcome

This is a 'hands on' session to enable us to practice our skills and understand how to use them in a team situation.

Foundation Skill—Medical Emergencies

Learning Objective

To bring together the evidence required for the Medical Emergency Foundation Skill Module.

Education Outcome

By the end of the session, to have the knowledge for the reflective log for the foundation Skill Module and to have a full understanding of the possible emergencies in Practice.

16.30 Finish



Friday 11th October

Skills Laboratory, East Atrium NNUH



Morning Session

CPD = 3 Hrs

09.30 **Hands on Oral Surgery**
Rachel Grimmer and Kate Rustage

Looking at case selection, planning and treatment techniques.

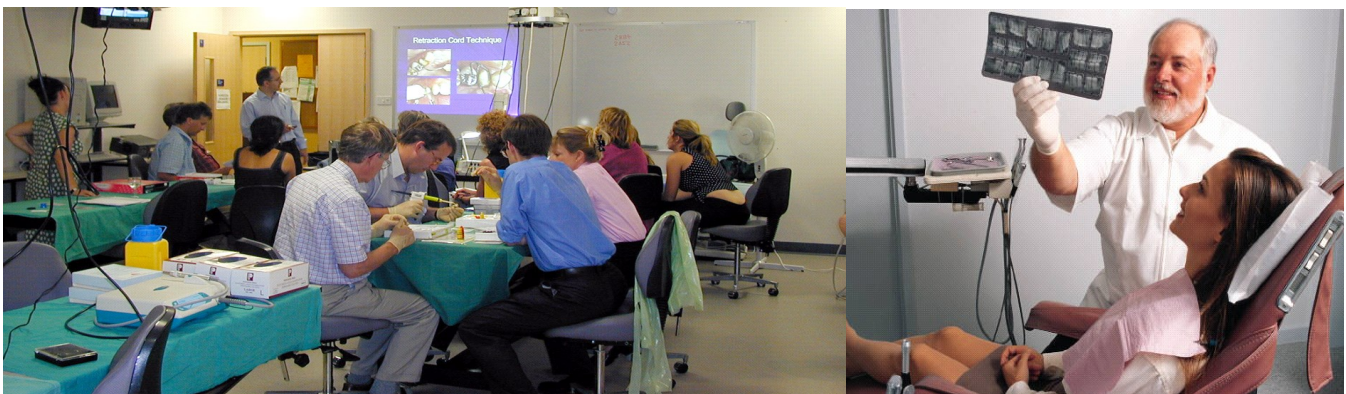
Learning Outcomes

To look at our current skills and develop these to feel more able to deal with difficult extractions and surgical techniques when necessary. To also know our limitations and so when to refer.

11.00 **Morning Break**

11.15 **Hands on Oral Surgery Continued**
A Question of Access (BPMF)

12.30 **Lunch**



THINGS TO BRING

1 Sutures



Friday 11th October
Skills Laboratory, East Atrium NNUH

Afternoon Session

CPD = 3 Hrs

13.30 Hands on Oral Surgery Continued

A chance to have a go at flap design, bone removal and Suturing

A chance for more practice, finishing with a round up of the day

16.30 Finish



Friday 18th October

Bob Champion Building Room 16



Morning Session

CPD = 3 Hrs

09.30 Clinical Audit—What It Is and How We Do It Ifaniyi Oshiga and Carla Martins

What Is It? Why Do We Do It? How Do We Do It?

Learning Outcomes

To know what clinical audit is

To understand why we do clinical audit

To be able to select a topic for audit

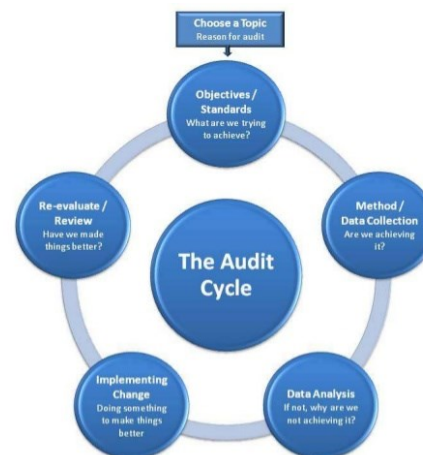
To be able to think about the standards to base the audit on

To start looking at the audit for the FD year, so that the first cycle can be started in the near future

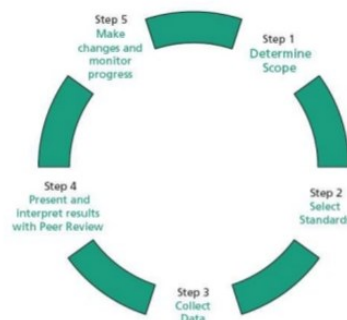
To have an audit presentation for the end of the FD year



Figure 1



The Audit Cycle



12.30

Lunch



Friday 18th October
Bob Champion Building Room 16

Afternoon Session

CPD = 3Hrs

13.30 **APLAN MS1 Presentations**
Educational Supervisor's

16.30 **Finish**

Friday 25th October

Practices



No course
Day in Practice



Friday 1st November

Bob Champion Education Centre Room 16

Morning and Afternoon Sessions


CPD = 6 Hrs

09.30 Early Stage Review Meetings

With the introduction of Satisfactory completion for Dental Foundation Training there are various points through out the year where your progress is formally documented

The first point is the Early Stage Review. This is to identify any issues with the practice, the ES/FD relationship , clinical or pastoral concerns

This is your opportunity to share any concerns you may have at this early stage in the year. Experience shows that problems identified and managed early have much better outcomes



Requirements for ESR

- *Your portfolio must be complete (up to date)*
- *All DOPs and assessments completed*
- *Logs—Tutorials, study days , reflections clinical activity and experience completed*
- *Learning needs identified*
- *Documents uploaded*
- *Reports from the FD and ES - All information is shared and available to be seen on the portfolio*

Deadline for report completion 06/10/2108

Objectives

- *To discuss your placement*
- *To evaluate and review your progress*
- *To identify areas for development*
- *To ensure good work—life balance*
- *To address any concerns you may have*

12.30 Lunch

16.30 Finish

Friday 8th November

Bob Champion Education Centre Room 16



Morning Session

CPD = 3 Hrs

09.30 Prescribing in Practice

Adam Smith (General Dental Practitioner/Trainer)



This session we will look at what to prescribe and when, what is justified and NHS/Private prescriptions.

Learning Outcomes

*To have an understanding of what we can prescribe and when.
To refresh our knowledge as to when it is appropriate to prescribe.*

By the end of the session we should all be happy about filling in our prescription pads.

To be able to start work on the foundation skill on prescribing.



11.00 Morning Break

11.15 Prescribing in Practice Continued

12.30 Lunch

THINGS TO BRING

- 1 BNF / Other prescribing information
- 2 The Scottish Dental Clinical Effectiveness Programme guidelines on Prescribing
- 3 The Faculty of GDP guidelines on Prescribing



Friday 8th November

Bob Champion Education Centre Room 16

Afternoon Session

CPD = 3Hrs

13.30 **Basic Financial Information** Richard Keeler (Accountant)

A look at your pay slip—what does the top line say and what do you take home? What are the deductions and why?

When sickness or accidents happen who pays the bills? Who pays for the locum? When the practice has burned down, who pays up? This is an introduction to the need for insurance and the means of obtaining it.

Learning Outcomes

To understand your payslip as an employee

To understand and rationalise your present insurance needs

Superannuation in Easy Stages

The vast total of up to 13.5% of our gross NHS earnings disappears as Superannuation contributions. Where does it go and what does it do? Can anything else be done with it? Should anything else be done?

Learning Outcomes

This session will provide information which will guide you in your future financial planning and decision making.

16.30 **Finish**



THINGS TO BRING

- Any queries you have with you payslips
- Any other financial questions

Friday 15th November

Bob Champion Education Centre Room 16




Morning and Afternoon Sessions

CPD = 6 Hrs

09.30 Treatment Planning and Looking at Cases

Jin Vaghela and Ali Chohan



Treatment planning is not an exact science, it is an expression of experience and knowledge in response to a perceived clinical situation. Each of us may see a problem in a manner that is different from our colleagues. Each of us will have different solutions to the problems. What we actually end of doing for our patients, once the treatment plan has been formed, will differ for each of us.

Today we look at models and radiographs, and then decide on treatment plans and costings. The fun comes when we compare notes!

Learning Outcomes

To look at treatment planning, the whole patient and the situation in the mouth. To relate this to causation and methods of prevention. To work out a realistic plan for the patient.

11.00 Morning Break

11.15 Treatment Planning Continued

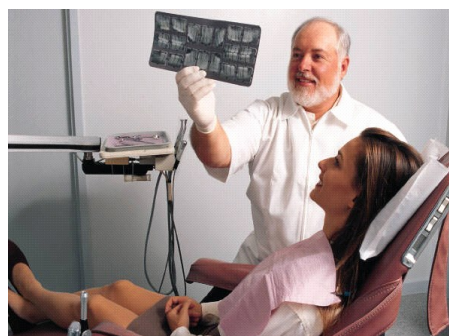
12.30 Lunch

13.30 Treatment Planning Continued



During the afternoon we will continue to look at cases and discuss those causing some concerns, either in the planning, how to claim, how to get patient acceptance etc.


16.30 Finish





Friday 22nd November

Practices



No course
Day in Practice

Friday 29th November

Bob Champion Education Centre Room 10

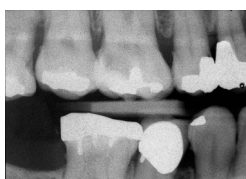


Morning Session

CPD = 3 Hrs

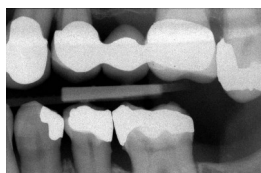
09.30 Radiography in Practice and X-Ray Audit

Andrew Bell



A session to look at dental radiography in practice and to discuss some of your own x-ray results so that we can try and achieve high quality results nearly all the time.

Also in this session, we will look at the radiography foundation Skills Module in relation to the evidence that needs to be collected and the reflective write up to complete the module.



Learning Outcomes

By the end of the session to have a good understanding of the audit cycle and also to have a good knowledge base to complete the Radiography Key Skills section.

11.00 Morning Break

11.15 Radiography in Practice Continued

12.30 Lunch

THINGS TO BRING

- 1 10 sets of x-rays that you have taken and had some sort of quality issue with so that we can all share our results.
- 2 Information from your practice about dental radiography that might be relevant to the foundation skill portfolio



Friday 29th November

Bob Champion Education Centre Room 10

Afternoon Session

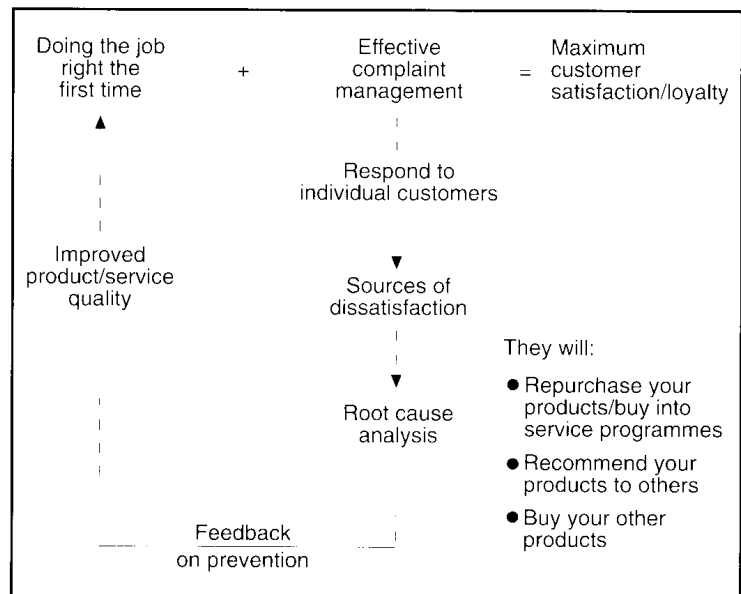
CPD = 3Hrs

09.30 **Handling Complaints**
Andrew Bell

Learning Outcomes

By the end of the session you should have an understanding of how to deal with issues in the practice situation, how to try and resolve issues locally, and what happens if issues/complaints go outside the practice.

16.30 **Finish**



THINGS TO BRING

- 1 A case or cases where you have had a complaint or potential complaint that you can share.



Thursday 5th December

Skills Laboratory, East Atrium NNUH



Morning and Afternoon Sessions

CPD = 6 Hrs

09.30 Hands on Endodontics

Shashi Mishra (Specialist Dental Practitioner)



The treatment of the root canal in general dental practice seems to produce a large amount of discussion, conflict, debate and worry. Endodontics has taken on the mantle of being a speciality in itself, and yet it is essentially an extremely simple process. Today we hope to obtain hands on experience in many techniques that will enable us to offer endodontic therapy to our patients of higher standards. Part of the aim of the day is for each of us to try to establish the narrow path between practicality and theoretical possibility. The economics of general dental practice within the NHS must not allow us to be pushed into patterns of treatment that are not effective.

Learning Outcomes

To look at how our endodontics is going and to look at ways of improving it without having to spend a fortune. How can we make life easier for ourselves?

11.00 Morning Break

11.15 Hands on Endodontics Continued


12.30 Lunch

13.30 Hands on Endodontics Continued

16.30 Finish

THINGS TO BRING

- 1 Several extracted teeth (Molars and premolars) and your root canal treatment instruments so that we can help you with the equipment that you have available.
- 2 This equipment is essential for the day's work





Friday 6th December



No course
End of Autumn
Term

PML Evidence

Sessional Content for e-Portfolio



	Intro Day	Skills Exchange	Residential DDU	Res NHS Rules	Working together	eppdp	Foundation Skills	Clinical Audit	Clin Photography	Treatment planning
Professionalism										
Appraisal		✓			✓	✓	✓		✓	
Clinical audit and peer review		✓	✓		✓		✓	✓	✓	✓
Confidentiality	✓	✓	✓		✓				✓	
Ethical behaviour	✓	✓	✓	✓	✓			✓	✓	✓
Critical evaluation		✓	✓		✓	✓	✓	✓	✓	✓
Decision making		✓	✓	✓	✓			✓		
GDC Scope of Practice	✓	✓	✓	✓			✓			
Whistleblowing			✓							
Management of difficult patients			✓		✓				✓	✓
Patient safety	✓	✓	✓		✓		✓	✓	✓	✓
Self-awareness	✓	✓	✓	✓	✓	✓		✓		✓
Professionalism and Management										
Basic Life Support training										
Consent	✓	✓	✓	✓	✓				✓	
Equality & Diversity	✓		✓		✓					
GDC Standards	✓	✓	✓	✓						
NHS complaints procedure			✓	✓						
Referring patients			✓	✓	✓					✓
Management										
COSHH regulations										
Dental equipment selection, care and maintenance									✓	
Data Protection		✓	✓	✓				✓		
Employment contracts/associate agreements for dentists										
Employment Law basics										
Finance										
Health & Safety requirements in dentistry		✓								
Infection control procedures		✓	✓							
NHS prescribing			✓	✓						
NHS Rules & Regulations in Dentistry			✓	✓	✓					✓
Prescribing, directing, taking, processing and interpreting radiographs										✓
Range and scope of NHS dental care		✓	✓	✓	✓			✓		✓
Record keeping		✓	✓	✓					✓	
Use of emergency drugs										
Information Governance		✓	✓	✓						
Safeguarding Children and Adults			✓							✓
Leadership										
Facilitating learning in others	✓	✓			✓	✓		✓	✓	✓
Quality management and improvement			✓	✓		✓		✓		
Role model	✓	✓	✓		✓					✓
Teamwork	✓	✓	✓		✓	✓		✓	✓	

Speakers

Autumn Term 2019 - 2020



Richard Keeler

Lovewell Blake (Chartered Accountants)
Sixty Six
North Quay
Gt Yarmouth
NR30 1HE

Nick Lamb

GDP & Past ES
Island House Dental Surgery
5 Quay Point
Station Road
Woodbridge
Suffolk
IP12 4AL

Bryan Harvey

Dental Defence Union
One Canada Square
London.
E14 5GS

Denver Fester

GDP & ES
Thorpe Dental Centre
Mary Chapman Close
Dussindale
Norwich
NR7 0UD

Rachel Grimmer

Kate Rustage

GDP
Spixworth Dental Practice
86 Crostwick Lane
Spixworth
Norwich
NR10 3AF

Andrew Bell

Educational Supervisor
Old Medical Centre
Beccles Road
Bradwell
NR31 8HB

Mark Brown

MBS2 Training
5 Arlington Way
Thetford
Norfolk
IP24 2DZ

Shashi Mishra

Specialist Endodontist
Flexmore House
1 Mager Way
Langford
Biggleswade
SG18 9PW

Jin Vaghela

GDP and Educational Supervisor
Harrow Smile Clinic
99 High Street
Wealdstone
Harrow
HA3 5DL

Ali Chohan

GDP and Educational Supervisor
Cobbins Brook Smile Clinic
28 Harvey lane
Waltham Abbey
Essex
EN9 3BT

Amy Schiller

Community Dental Director and Educational
Supervisor
Community Dental Services
7 Hillside Road
Bury St Edmunds
IP32 7EA



Speakers

Autumn Term 2019 - 2020

Ifaniyi Oshiga

GDP & ES
Beechcroft Dental Practice
Beechcroft
New Costessey
Norwich
NR5 0RS

Carla Martins

GDP & ES
Beechcroft Dental Practice
Beechcroft
New Costessey
Norwich
NR5 0RS

Adam Smith

GDP & ES
Thorpe Dental Centre
Mary Chapman Close
Dussindale
Norwich
NR7 0UD

Calendar 2019 -2020



2019

Friday 6th September

First Day of Autumn Term / Study Day at Norwich, Bob Champion Research and Education Building (BCRE)

Monday 9th—Wednesday 11th September

Clinical Skills Exchange Day—one day that week with buddy practice

Thursday 12th September

Trainer/Trainee Interaction, Using the EPDP, Foundation Skills and Intro to APLAN, BCRE

Friday 13th September

Introduction to Practice (Ethical and Legal) and NHS Rules and Regulations, BCRE

Friday 20th September

Using Amalgam in Practice; What Can You Do With It at Norwich, Technical Skills Laboratory (TSL)

Friday 27th September

Prevention in Practice and Dementia Training, BCRE

Friday 4th October

Clinical Photography and Resus Training/ First Aid, BCRE

Friday 11th October

Oral Surgery Hands On Day, TSL

Friday 18th October

Clinical Audit and APLAN MS1 Presentations, BCRE

Friday 25th October

Practice Day 1 with e-learning

Friday 1st November

Early Stage Review Meetings, BCRE

Friday 8th November

Drugs/Prescribing in Practice and Basic Financial Information, BCRE

Friday 15th November

NHS Treatment Planning, BCRE

Friday 22nd November

Practice Day 2 with e-learning

Friday 29th November

Radiography in Practice and Handling Complaints, BCRE

Thursday 5th December

Last Day of Autumn Term / Hands on Endodontics, TSL



2020

Friday 31st January

First Day of Spring Term / Hands on Composites, TSL

Friday 7th February

Health and Safety, BCRE

Friday 14th February

APLAN MS2 Presentations, BCRE

Friday 21st February

Record Keeping and Infection Control, BCRE

Friday 28th February

Practice Day 3 with e-learning

Friday 6th March

TBC

Friday 13th March

TBC

Friday 20th March

Prosthetics in Practice and Periodontology in Practice, BCRE

Friday 27th March

Last day of Spring Term / Ortho in Practice and Treatment Planning, BCRE

Friday 1st May

First Day of Summer Term

Dates to be confirmed by HEE and TPD