

Nottinghamshire and Leicestershire Dental Foundation Training Scheme



Autumn Term Programme 2021-2022





Nottinghamshire and Leicestershire Dental Foundation Training Scheme

King's Mill Hospital, Education Centre

King's Mill Hospital, Mansfield Road, Sutton in Ashfield, Nottinghamshire, NG17 4JLPG C
Tel: 01623 622515

Royal Derby Hospital, Education Centre

Royal Derby Hospital, Uttoxeter Road, Derby, DE22 3NE
Tel: 01332 340131

Regional Postgraduate Dental Dean	Andrew Dickenson
Regional Deputy Postgraduate Dental Dean, Early Years	Deborah Manger
Associate Dental Dean for Regional Trainee Support	Fleur Kellett
Regional Dental Account Manager	Rivie Mayele-Tamina
Regional Dental Faculty Support Officer	Patti Bradshaw, Jemma Brighton
Regional Faculty Support Administrator	Peta Wright, Kapil Nandha
Postgraduate Centre Manager	Sue Elliott
Scheme Administrator	Kalawatee Ramsewak
Training Programme Director	Harmandeep Sanghera BDS, MFGDP(UK), MFDS RCS(Eng), DipClinEd Sixteen A Dental Care 07956 128139 harmandeep.sanghera@hee.nhs.uk



Nottinghamshire and Leicestershire Dental Foundation Training Scheme

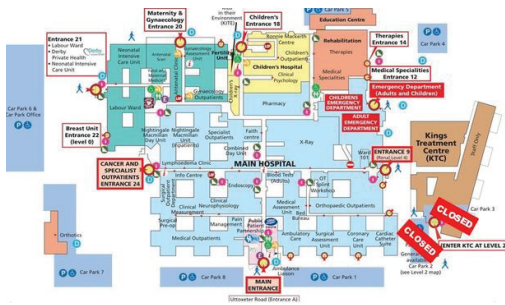
Index to Autumn Term Programme

Midlands and East Region	2
Index	3
Nottinghamshire and Leicestershire Scheme Postgraduate Centre	4
List of Study Days for Autumn Term	6
Details of Study Days	9
Calendar for 2021-2022	31
ESs and FDs of Nottinghamshire and Leicestershire Scheme	33
Buddy ES pairs for Nottinghamshire and Leicestershire Scheme	36
Online Learning 2021-2022	37
e-LIFT Project 2021-2022	41
Milestones and APLAN 2021-2022	42
Problem Solving and Support Nottinghamshire and Leicestershire Scheme	43
Claiming Travel and Subsistence 2021-2022	44
Audit Project 2021-2022	45
Practice Equipment List 2021-2022	46
Useful Links 2021-2022	48



Nottinghamshire and Leicestershire Dental Foundation Training Scheme

Royal Derby Hospital, Education Centre



Royal Derby Hospital,
Uttoxeter Road,
Derby,
DE22 3NE



Location



SatNav
Postcode: DE22 3NE

Access:-
The hospital can be accessed via the A38, A52, A50
and the M1, off Junction 25.

Parking:-
There are 8 car parks for patients and visitors to
choose from, based around the hospital off the
internal loop road.



Autumn Term

Venues and Subjects

Friday 3rd September

Scheme Induction

Virtual Remote Learning Platform - Links to be confirmed.

Friday 10th September

Regional Induction - Welcome and Introduction

Using the Dental ePortfolio

Introduction to the GDC

The NHS Business Services Authority

Virtual Remote Learning Platform - Links to be confirmed.

Friday 17th September

Clinical Skills Refresher

Group A 09.30 - 12.30

Group B 13.30 - 16.30

King's Mill Hospital, Education Centre, Skills Lab

Monday 11th October

Quality Management (Audit)

Afternoon Only 13.30

Virtual Remote Learning Platform - Links to be confirmed.

Tuesday 12th October

Communication Skills

Virtual Remote Learning Platform - Links to be confirmed.

Thursday 14th October

Restorative

Morning Only 09.00 - 12.00

Virtual Remote Learning Platform - Links to be confirmed.

Monday 18th October

Treatment Planning

Afternoon Only 13.30

Virtual Remote Learning Platform - Links to be confirmed.

Friday 22nd October

Restorative

Group A 09.30 - 12.30

Group B 13.30 - 16.30

King's Mill Hospital, Education Centre, Skills Lab

Wednesday 10th November Prosthetics

Virtual Remote Learning Platform - Links to be confirmed.

Thursday 18th November	Endodontics Group A Only All Day	<i>King's Mill Hospital, Education Centre, Skills Lab</i>
Friday 19th November	Endodontics Group B Only All Day	<i>King's Mill Hospital, Education Centre, Skills Lab</i>
Friday 26th November	Milestone 1 - Emergency Case	<i>Virtual Remote Learning Platform - Links to be confirmed.</i>
Wednesday 1st December	Occlusion & Toothwear Group A Only All Day	<i>King's Mill Hospital, Education Centre, Skills Lab</i>
Thursday 2nd December	Occlusion & Toothwear Group B Only All Day	<i>King's Mill Hospital, Education Centre, Skills Lab</i>
Thursday 9th December	Oral Surgery Group A Only All Day	<i>Royal Derby Hospital, Education Centre, Skills Lab</i>
Friday 10th December	Oral Surgery Group B Only All Day	<i>Royal Derby Hospital, Education Centre, Skills Lab</i>
Thursday 16th December	Paediatric Dentistry Morning - Group A Skills Lab/Group B Lecture Room Afternoon - Groups A & B Alternate	<i>King's Mill Hospital, Education Centre, Skills Lab</i>
Thursday 13th January	Periodontology Group A Only All Day	<i>King's Mill Hospital, Education Centre, Skills Lab</i>
Friday 14th January	Periodontology Group B Only All Day	<i>King's Mill Hospital, Education Centre, Skills Lab</i>
Friday 11th February	Milestone 2 - Molar Endodontic Case	<i>Venue - TBC</i>

Important Dates and Deadlines

Early Stage Review	Friday, 15 October 2021
Milestone 1 Presentation	Friday, 26 November 2021
PSQ	December 2021
MSF	December 2021
Buddy Visit Complete	Friday, 17 December 2021
Audit Report	April 2022
eLiFT	April 2022
Milestone 3 Presentation	Friday, 1 July 2022



Friday 3rd September

Virtual Remote Learning Platform - Links to be confirmed.

Day Session

09.00

Scheme Induction

CPD Hrs = 6

Harmandeep Sanghera

TPD

Learn about the Dental Foundation Training year, the induction process, the support services available and the commitment needed to complete the year.

Objectives

- *To introduce and orientate delegates to the Dental Foundation Training programme.*
- *To give delegates tools to develop their role as a Foundation Dentist throughout the year.*
- *Inform delegates of the requirements of Foundation Training and to develop teamwork skills.*

Learning Content

- *Be able to demonstrate an understanding of learning styles and reflection.*
- *Define the timeline of the Dental Foundation Training year.*
- *Have a knowledge of their peer group and Midlands & East HEE personnel together with an enhanced ability to work with others as a team.*

GDC Outcomes: A B C D



Friday 10th September

Virtual Remote Learning Platform - Links to be confirmed.

Morning Session

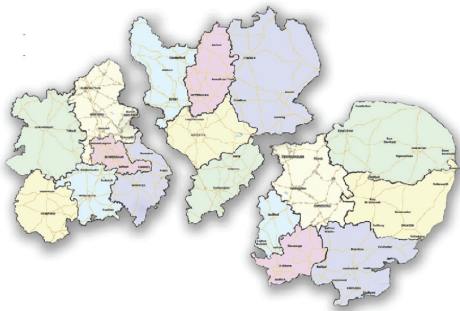
09.00

Regional Induction - Welcome and Introduction

CPD Hrs = 6

Deborah Manger

Regional Deputy Postgraduate Dental Dean, Early Years



This session is a welcome to all the new Foundation Dentists in the Midlands and East Region and to introduce and orientate them to their Dental Foundation Training year. It will help everyone develop their role as a Foundation Dentist throughout the year by providing information about the content and timelines that have to be maintained. Completion of Dental Foundation Training has specific requirements and these will be outlined and discussed.

Objectives

- Explain what the Dental Foundation Training year involves, the induction process, the support services available and the commitment needed to complete the year.
- Provide experience, access to and navigation of the Dental Foundation Training e-portfolio, Intrepid Course Manager, APlan and the HEE-M&E website.
- Define the RCP process involved in the satisfactory completion of Dental Foundation Training.

Learning Content

- Be able to demonstrate an understanding of learning styles and reflection.
- Have a recognition of their peer group and Midlands & East HEE personnel together with an enhanced ability to work with others as a team.
- Recognise the need for professional and ethical behaviour and have knowledge of the NHS rules and regulations.

GDC Outcomes: A B C D





Friday 10th September

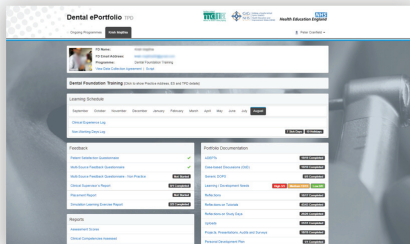
Virtual Remote Learning Platform - Links to be confirmed.

0.00

Using the Dental ePortfolio

Peter Cranfield

TPD & Regional Advisor for Projects & Innovation



The Dental ePortfolio is an online record of your progress and development throughout the Foundation Training year. Not only does it contain your reflective comments on your experiences and learning, but it also records all your achievements and their assessments. It provides tools for gaining feedback from the dental team around you, and also from your patients. It also logs your clinical work and growth. Timely completion of the ePortfolio is essential and this session is an opportunity to learn about the content and hidden depths of the ePortfolio.

10.50

Break

11.00

Introduction to the GDC

Elena Scherbatykh

Policy Manager · General Dental Council



The General Dental Council re an independent organisation which regulates dentists and dental care professionals in the UK. They set dental standards, hold a register of qualified dental professionals, quality assure education and investigate concerns about treatment or conduct.

Objectives

- To learn about the role and structure of the GDC.
- To learn about how the GDC regulates the profession
- To learn about professional and ethical responsibilities of registrants

Learning Content

- FD's responsibilities as Dental Professionals
- How the GDC functions.
- What sanctions can be applied to registrants in breach of their professional standards

GDC Outcomes: A B C D

12.00

Lunch



Friday 10th September

Virtual Remote Learning Platform - Links to be confirmed.

Afternoon Session

12.30

The NHS Business Services Authority

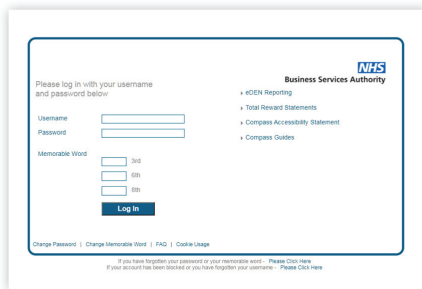
Speaker role

The NHS BSA support those essential providers of services to the NHS, dental providers and performers. They are responsible for processing all the claims we make in practice for the treatment that we provide for our patients; a total of over 43.6 million dental claims per year.

Our access to the BSA is often through the Compass portal, where we can see and update information about ourselves as dental performers and our dental claims.

Today's webinar will give us insight into the work of the BSA and requirements of the NHS Dental Regulations which direct and control our dental care provision.

The day will be completed by a short session from Deborah Manger.





Friday 17th September

King's Mill Hospital, Education Centre, Skills Lab

Day Session

09.30

Clinical Skills Refresher

Group A 09.30 - 12.30

Group B 13.30 - 16.30

CPD Hrs = 3

Harmandeep Sanghera

TPD

To give Foundation Dentists the opportunity to revisit many straightforward clinical techniques and processes and to refresh the skills learned at dental school, before starting in practice.

To give all Foundation Dentists and opportunity for peer review of operative technique.

To identify those Foundation Dentists who may need additional support at the start of the training year.

Objectives

- *To refresh and optimise skills in cavity and crown planning, design, preparation, and caries removal by practical experience*
- *To gain experience in placement, carving and finishing of amalgam and composite resin restorations.*
- *To identify through experience and peer review areas of experiential or learning need across a wide range of techniques.*

Learning Content

- *A renewed sense of confidence in clinical skills and abilities*
- *A better knowledge of clinical restorative techniques for use in general dental practice within the NHS.*
- *Identification of areas of learning need together with any necessary targeted learning plan.*

GDC Outcomes: A B C D

Items FD to bring:-
Camera (Phone camera sufficient)
Pen
Loupes if you wear them



Monday 11th October

Virtual Remote Learning Platform - Links to be confirmed.

Afternoon Session

09.30

Quality Management (Audit)
Afternoon Only 13.30

CPD Hrs = 3

Jin Vaghela & Ali Chohan

For the Foundation Dentist to be able to incorporate audit into everyday practice.

Objectives

- *Exploration of the structure, role and effectiveness of Audit in the provision of clinical care.*
- *Learn about the methods of carrying out Audit in general dental practice and how these can be effectively implemented.*
- *Discuss fully the roles of Audit and research and how these each play a different part in the delivery of effective dental care and help to provide total quality management of this delivery process.*

Learning Content

- *The ability to plan and implement an audit (of at least two cycles) within general dental practice, together with a report on its management, and outcome.*
- *An ability to analyse critically processes involved in the management of general dental practice.*
- *An understanding of the concepts of effective quality management of the delivery of effective dental care within general dental practice.*

GDC Outcomes: A B C D



Tuesday 12th October

Virtual Remote Learning Platform - Links to be confirmed.

Day Session

09.30

Communication Skills

CPD Hrs = 6

Jason Stokes

To demonstrate the importance of communication and introduce Foundation Dentists to a range of skills they can use to communicate effectively with patients, team members and colleagues.

Objectives

- *Raise awareness of the importance of communication skills.*
- *Evaluate and assess clinician and patient interactions.*
- *Identify successful strategies to improve communication.*

Learning Content

- *Participants will be able to describe how stress affects their own communication with others and define the factors that affect the behaviours and communication of others.*
- *Differentiate the importance of non-verbal communication and active listening.*
- *Explain the range of skills required for dealing with a complaint and for providing feedback to colleagues.*

GDC Outcomes: A B D



Thursday 14th October

Virtual Remote Learning Platform - Links to be confirmed.

Morning Session

09.00

Restorative
Morning Only 09.00 - 12.00

CPD Hrs = 3

Saquib Aziz

To give foundation dentists a broad understanding of Restorative Dentistry in General Dental Practice.

Objectives

- *To evaluate the restorative prognosis for individual teeth and relate this to the overall treatment plan and patients aims and expectations.*

Learning Content

- *Recognise a wide range of materials and techniques available for the restoration of teeth and how to choose the most relevant for each patient presentation.*
- *Categorise and explain key factors when delivering an aesthetic restoration. Recognise the signs and factors indicating that a case is complex.*
- *Acknowledge the need for regular CPD to keep abreast of new developments.*

GDC Outcomes: A C



Monday 18th October

Virtual Remote Learning Platform - Links to be confirmed.

Afternoon Session

13.30

Treatment Planning
Afternoon Only 13.30

CPD Hrs = 3

Jin Vaghela & Ali Chohan

To be able to provide a comprehensive treatment plan that the patient understands and that meets the patient's needs.

Objectives

- *Explore the multiple factors involved in the development of a patients' treatment plan for NHS care.*
- *Review the methods of assessing a patient's needs, wishes, requirements and the treatment options available for each patient in relation to the NHS regulations.*
- *Evaluate the skills necessary to be able to manage, involve and communicate to a patient the options and content of a treatment plan including patient's responsibilities and preventive regimes, or any need for referral.*

Learning Content

- *Identify and clarify a patient's treatment needs and requirements in relation to their wishes and expectations.*
- *Formulate suitable and effective treatment plans for patients including options for treatment modalities within the NHS regulations, including the need for any referral.*
- *Recognise the level of communication required to discuss with a patient an effective treatment plan in a manner which manages their expectations, wishes and requirements in an ethical and professional manner.*

GDC Outcomes: A B C D



Friday 22nd October

King's Mill Hospital, Education Centre, Skills Lab

Day Session

09.30

Restorative
Group A 09.30 - 12.30
Group B 13.30 - 16.30

CPD Hrs = 6

Saquib Aziz

To give foundation dentists a broad understanding of Restorative Dentistry in General Dental Practice.

Objectives

- *Hands-on skills demonstrated:*
 - a. *Remove carious tooth structure in preparation for restoration, using techniques which minimise unnecessary tooth damage and pulpal injury*
 - b. *Restore carious teeth to form, function and appearance using a wide range of restorative materials including temporisation*
 - c. *Restore teeth to maintain predictability of the existing occlusion to form, function and appearance using indirect restorations, and refer as appropriate*
 - d. *Use a range of materials and techniques in the application of appropriate indirect restorations, with appropriate consideration of occlusal articulators*
 - e. *Isolate the tooth from saliva and is competent in the use of the rubber dam*
 - f. *Can demonstrate modern restorative concepts around minimally invasive techniques*
 - g. *Obtain and interpret diagnostic casts, take radiographs and gather other relevant data in formulating a diagnosis, prognosis and treatment plan for patients requiring prosthodontic treatment*



Wednesday 10th November

Virtual Remote Learning Platform - Links to be confirmed.

Day Session

09.30

Prosthetics

CPD Hrs = 6

Jin Vaghela & Ali Chohan

To provide a solid set of principles in partial denture and complete denture fabrication focusing on correct diagnosis, impressions, bite registration trial insertion and definitive insertion with aftercare.

Objectives

- *Define the principles of provision of partial dentures and complete dentures in a general dental practice setting.*
- *Identify the methods of obtaining and interpreting diagnostic casts and gathering relevant information in formulating a diagnosis, prognosis and treatment plan for patients requiring partial dentures.*
- *Describe the planning, designing prescription and delivery of effective prostheses, including communication with the dental laboratory team, to provide effective patient care.*

Learning Content

- *Demonstrate how to take excellent impressions for dentures and their importance (based on the initial diagnosis of each case) as well as evaluate any issues.*
- *Recognise how to undertake partial denture design in a predictable and methodical manner.*
- *Perform accurately inter-arch relationship records and know when to take a facebow record, including assessment of tooth shape and size.*

GDC Outcomes: A C



Thursday 18th November

King's Mill Hospital, Education Centre, Skills Lab

Day Session

09.30

Endodontics
Group A Only All Day

CPD Hrs = 6

Phil Mullen

To give Foundation Dentists greater confidence, knowledge and technical ability in the diagnosis and treatment of apical and pulpal pathology. To allow Foundation Dentists to understand the factors involved in restoring the endodontically treated tooth.

Objectives

- *Review current concepts in the prevention of apical and pulpal pathology.*
- *Describe the pathophysiology of the pulp-dentine complex and the symptoms of pulp-dentine pathology.*
- *Undertake practical training to have a greater knowledge of the principles of endodontic access, canal preparation, canal irrigation, obturation and the restoration of the endodontically treated tooth.*

Learning Content

- *Demonstrate an enhanced knowledge and ability to manage patients with endodontic problems.*
- *Demonstrate greater skill in the treatment of endodontically involved teeth.*
- *Evaluate how to restore the endodontically treated tooth.*

GDC Outcomes: A C



Friday 19th November

King's Mill Hospital, Education Centre, Skills Lab

Day Session

09.30

Endodontics
Group B Only All Day

CPD Hrs = 6

Phil Mullen

To give Foundation Dentists greater confidence, knowledge and technical ability in the diagnosis and treatment of apical and pulpal pathology. To allow Foundation Dentists to understand the factors involved in restoring the endodontically treated tooth.

Objectives

- *Review current concepts in the prevention of apical and pulpal pathology.*
- *Describe the pathophysiology of the pulp-dentine complex and the symptoms of pulp-dentine pathology.*
- *Undertake practical training to have a greater knowledge of the principles of endodontic access, canal preparation, canal irrigation, obturation and the restoration of the endodontically treated tooth.*

Learning Content

- *Demonstrate an enhanced knowledge and ability to manage patients with endodontic problems.*
- *Demonstrate greater skill in the treatment of endodontically involved teeth.*
- *Evaluate how to restore the endodontically treated tooth.*

GDC Outcomes: A C



Friday 26th November

Virtual Remote Learning Platform - Links to be confirmed.

Day Session

09.00

Milestone 1 - Emergency Case

CPD Hrs = 6

Harmandeep Sanghera

TPD

This session will be used for Foundation Dentists to present their Milestone 1 Emergency Case.

Objectives

- *Learn to use the case of a patient with dental trauma or a dental emergency to reflect on clinical skills of analysis and care provision together with improved presentation skills.*

Learning Content

- *Knowledge and experience of the power of self and peer reflection in personal development.*
- *Improvement in the provision of patient care through use of reflection, analysis and planning.*

GDC Outcomes: A C



Wednesday 1st December

King's Mill Hospital, Education Centre, Skills Lab

Day Session

09.30

Occlusion & Toothwear
Group A Only All Day

CPD Hrs = 6

Jin Vaghela & Ali Chohan

To build on the undergraduate knowledge and understanding of occlusion and toothwear.

Objectives

- *Define the ideal of the static and dynamic dentition.*
- *To be able to recognise tooth surface loss and its causes.*
- *To understand the principles of conformation and reorganisation.*
- *To review current methods for restoring and replacing teeth in clinical practice.*

Learning Content

- *Define the vocabulary used in the study of occlusion and recognise the concepts of occlusion and its importance in dental care.*
- *Identify how and when to use a facebow, carry out a comprehensive examination of the articulatory system, record RCP and recognise the relationship between these areas and the principles involved in occlusion.*
- *Demonstrate knowledge of tooth surface loss, its diagnosis, aetiology and treatment.*

GDC Outcomes: A C



Thursday 2nd December

King's Mill Hospital, Education Centre, Skills Lab

Day Session

09.30

Occlusion & Toothwear
Group B Only All Day

CPD Hrs = 6

Jin Vaghela & Ali Chohan

To build on the undergraduate knowledge and understanding of occlusion and toothwear.

Objectives

- *Define the ideal of the static and dynamic dentition.*
- *To be able to recognise tooth surface loss and its causes.*
- *To understand the principles of conformation and reorganisation.*
- *To review current methods for restoring and replacing teeth in clinical practice.*

Learning Content

- *Define the vocabulary used in the study of occlusion and recognise the concepts of occlusion and its importance in dental care.*
- *Identify how and when to use a facebow, carry out a comprehensive examination of the articulatory system, record RCP and recognise the relationship between these areas and the principles involved in occlusion.*
- *Demonstrate knowledge of tooth surface loss, its diagnosis, aetiology and treatment.*

GDC Outcomes: A C



Thursday 9th December

Royal Derby Hospital, Education Centre, Skills Lab

Day Session

09.30

Oral Surgery
Group A Only All Day

CPD Hrs = 6

Nilesh Shah

Allow participants to become more competent in oral surgery procedures undertaken in primary care, including the use of flaps and bone removal where appropriate.

Objectives

- *Allow participants to become more competent in oral surgery procedures undertaken in primary care, including the use of flaps and bone removal where appropriate.*
- *Define local anaesthetic pharmacology, appropriate use of local anaesthetics and potential complications and their management.*
- *Provide practical training in the principles of assessment, flap design, bone removal and sectioning of teeth that require this approach for removal, including discussion of instrument selection (the surgical armamentarium) to undertake minor oral surgery procedures in general dental practice.*
- *Identify appropriate post-operative care and pain management for oral surgery patients.*

Learning Content

- *Evaluate and demonstrate application in the diagnosis, treatment and aftercare of patients requiring exodontia in general dental practice.*
- *Demonstrate greater skill and knowledge of methods of providing simple oral surgery and the instruments used to aid this.*
- *List the relevant guidance relating to oral surgery care in general dental practice.*

GDC Outcomes: A C



Friday 10th December

Royal Derby Hospital, Education Centre, Skills Lab

Day Session

09.30

Oral Surgery
Group B Only All Day

CPD Hrs = 6

Nilesh Shah

Allow participants to become more competent in oral surgery procedures undertaken in primary care, including the use of flaps and bone removal where appropriate.

Objectives

- *Allow participants to become more competent in oral surgery procedures undertaken in primary care, including the use of flaps and bone removal where appropriate.*
- *Define local anaesthetic pharmacology, appropriate use of local anaesthetics and potential complications and their management.*
- *Provide practical training in the principles of assessment, flap design, bone removal and sectioning of teeth that require this approach for removal, including discussion of instrument selection (the surgical armamentarium) to undertake minor oral surgery procedures in general dental practice.*
- *Identify appropriate post-operative care and pain management for oral surgery patients.*

Learning Content

- *Evaluate and demonstrate application in the diagnosis, treatment and aftercare of patients requiring exodontia in general dental practice.*
- *Demonstrate greater skill and knowledge of methods of providing simple oral surgery and the instruments used to aid this.*
- *List the relevant guidance relating to oral surgery care in general dental practice.*

GDC Outcomes: A C



Thursday 16th December

King's Mill Hospital, Education Centre, Skills Lab

Day Session

09.30

Paediatric Dentistry
Morning - Group A Skills Lab/Group B
Lecture Room
Afternoon - Groups A & B Alternate

CPD Hrs = 6

Halla Zaitoun & Grainne Yesudian

The aim of this day is to review current best practice in the dental management of paediatric patients. This will be discussed using a series of case studies (plus the use of models to conduct hands on exercises).

Objectives

- *Assess and list our responsibilities in relation to paediatric management within in general dental practice.*
- *Demonstrate the use of stainless steel crowns on models to help develop the skills to use the Hall technique in a reliable manner.*

Learning Content

- *Perform a clinical assessment, special investigations and immediate management of acute dental trauma.*
- *List current treatment protocols in managing symptomatic/asymptomatic primary teeth and be able to apply current restorative techniques to manage various scenarios.*
- *Recognise when a stainless steel crown is the preferred treatment option in and demonstrate delivery of this treatment modality.*
- *Be able to evaluate our responsibilities to provide safeguarding for children within a general dental environment.*

GDC Outcomes: A B C D



Thursday 13th January

King's Mill Hospital, Education Centre, Skills Lab

Day Session

09.30

Periodontology
Group A Only All Day

CPD Hrs = 6

Shazad Saleem

Review the current Classification of Periodontal Diseases 2017 and its implementation in General Dental Practice.

Objectives

- *Explain how to formulate individualised, written care or treatment plans for patients according to their individual circumstances.*
- *Describe how to monitor therapeutic outcomes and ensure that appropriate follow-up care is arranged.*

Learning Content

- *Demonstrate an understanding of the aetiology, diagnosis and classification of periodontal disease and be able to explain this to patients.*
- *Evaluate the periodontal tissues and provide a differential diagnosis of the patient's periodontal condition.*
- *Be able to integrate and deliver optimal periodontal care under the existing General Dental Service contract and assess when to refer a patient for more specialised periodontal care or to secondary care services.*

GDC Outcomes: A C



Friday 14th January

King's Mill Hospital, Education Centre, Skills Lab

Day Session

09.30

Periodontology
Group B Only All Day

CPD Hrs = 6

Shazad Saleem

Review the current Classification of Periodontal Diseases 2017 and its implementation in General Dental Practice.

Objectives

- *Explain how to formulate individualised, written care or treatment plans for patients according to their individual circumstances.*
- *Describe how to monitor therapeutic outcomes and ensure that appropriate follow-up care is arranged.*
-

Learning Content

- *Demonstrate an understanding of the aetiology, diagnosis and classification of periodontal disease and be able to explain this to patients.*
- *Evaluate the periodontal tissues and provide a differential diagnosis of the patient's periodontal condition.*
- *Be able to integrate and deliver optimal periodontal care under the existing General Dental Service contract and assess when to refer a patient for more specialised periodontal care or to secondary care services.*

GDC Outcomes: A C



Friday 11th February

Venue - TBC

Day Session

09.30

Milestone 2 - Molar Endodontic Case

CPD Hrs = 6

Harmandeep Sanghera

TPD

This session will be used for Foundation Dentists to present their Milestone 2 Endodontic Case.

Objectives

- *Knowledge and experience of the power of self and peer reflection in personal development.*
- *Improvement in the provision of patient care through use of reflection, analysis and planning.*

Learning Content

- *Assess and treatment plan appropriately.*
- *Reflect regarding their own clinical work and if required use personal learning needs to improve outcomes for patients.*

GDC Outcomes: A C



Calendar 2021-2022

September 2021

03/09/2021	Scheme Induction
10/09/2021	Regional Induction
17/09/2021	Clinical Skills (Group A Morning Session Only/Group B Afternoon Session Only)
19/9/2021	e-Lfh - Statutory and Mandatory Training (SMT) COMPLETION DEADLINE

October

3/10/2021	e-Lfh - Mental Capacity Act (MCA) COMPLETION DEADLINE
11/10/2021	Quality Management – Afternoon Session Only
12/10/2021	Communication Skills
14/10/2021	Restorative – Morning Session Only
17/10/2021	e-Lfh - Alcohol and Tobacco Brief Interventions COMPLETION DEADLINE
18/10/2021	Treatment Planning – Afternoon Session Only
22/10/2021	Restorative - (Group A Morning Session Only/Group B Afternoon Session Only)
31/10/2021	e-Lfh - Making Every Contact Count (MECC) COMPLETION DEADLINE

November

10/11/2021	Prosthetics
13/11/2021	e-Lfh - HEE Rubber Dam Placement video COMPLETION DEADLINE
13/11/2021	e-Lfh - Coronavirus programme COMPLETION DEADLINE
18/11/2021 & 19/11/2021	Endodontics - (Group A 18/11/21 Only/Group B 19/11/21 Only)
26/11/2021	Milestone 1

December

01/12/2021 & 02/12/2021	Occlusion & Toothwear - (Group A 01/12/21 Only/Group B 02/12/21 Only)
5/12/2021	e-Lfh - Script COMPLETION DEADLINE
09/12/2021 & 10/12/2021	Oral surgery - (Group A 09/12/21 Only/Group B 10/12/21 Only)
16/12/2021	Paediatrics – (Morning - Group A Skills Lab/Group B Lecture Room, Afternoon – Alternate)
19/12/2021	BDA & Cancer Research UK Oral Cancer Recognition Toolkit COMPLETION DEADLINE

January 2022

13/01/2022 & 14/01/2022

Periodontics - (Group A 13/01/22 Only/Group B 14/01/22 Only)

14/01/2022

Milestone 2 FD APLAN Case Uploads Deadline

28/01/2022

Milestone 2 FD & ES APLAN Remote Feedback Deadline

February

11/02/2022

Milestone 2



Educational Supervisors and Foundation Dentists



Amit Bhalla
Dhiren Lad

Gipsy Lane Dental 47 Gipsy Lane Leicester Leicestershire LE4 6RJ



Huraira Maneer

01162 681444



Harpreet Ark

Smile Dental Care 222 Uppingham Road Leicester Leicestershire LE5 0QG



Mayur Bokhiria

01162 460795



Kamaljeet Kalsi

Willowbrook Dental Practice 339 Humberstone Road Leicester Leicestershire LE5 3DF



Taha Mirza

01162 621151



Rubina Khan

The Whitehouse Dental Surgery 386 East Park Road Leicester Leicestershire LE5 5HH



Beenish Khan

0116 2730456



Zahir Kaderbhai

Thurmaston Dental Practice 577 Melton Road Thurmaston Leicestershire LE4 8EA



Priyanka Adatia

0116 2602515



Zoeb Kapadia

Smile Dental Care 222 Uppingham Road Leicester Leicestershire LE5 0QG



Hiram Sachania

0116 2460795



Ria Chande

Desford Dental Care 18 Manor Road, Desford Leicestershire LE9 9JR



Sonam Thakkar

01455 823900



**Shilpa Chotai
Hanish Chotai**

Desford Dental Care 18 Manor Road Desford Leicestershire LE9 9JR



Saneeca Jain

01455 823900



Anoop Deol

Coventry Road Dental Care 94 Coventry Road Bedworth Warwickshire CV12 8NW



Kardam Patel

02476 312256



Manvinderjit Deol

Holbrooks Dentalcare 75-77 Wheelwright Lane Coventry West Midlands CV6 4HN



Riandeep Jhaj

02476 366115



Urvi Bhawsar

Doncaster Road Dental Practice 2 Doncaster Road Leicester Leicestershire LE4 6JH



Lauren Wong

01162 661145



Alexander Price

Allesley Park Dental Practice 122 Winsford Avenue Coventry West Midlands CV5 9JB ce



Taranjit Dhillon

02476 691904



Ditesh Panchal

Face Dental Quinton Road Coventry West Midlands CV3 5FD




Priya Bola

02476 501125



Kiran Panchal
Gurvinder (Nikki) Chadha

Holyhead Dental Practice 117 Holyhead Road Coventry West Midlands CV1 3AD



Manique Dosanjh

02476 220514



Niraj Devalia



Daaniya Irshad

Beaumont House Dental practice Unit 15 Barshaw Park Leicester Leicestershire LE4 1ET

0116 236 5133



Prerna Vather
Dhrua Mehta



Zainab Arabo

MM Dental Care - Uppingham Practice 193 Uppingham Road Leicester Leicestershire LE5 4BQ

0116 2767760



Nottinghamshire and Leicestershire Scheme Buddy ES Pairings 2021-2022

Foundation Dentist	Educational Supervisor(s)	Buddy ES(s)
Huraira Maneer (Group A)	Amit Bhalla/Dhiren Lad	Ria Chande
Sonam Thakkar (Group A)	Ria Chande	Amit Bhalla/Dhiren Lad
Lauren Wong (Group A)	Urvi Bhawsar	Shilpa Chotai/Hanish Chotai
Saneeca Jain (Group A)	Shilpa Chotai/Hanish Chotai	Urvi Bhawsar
Hirak Sachania (Group A)	Zoeb Kapadia	Perna Vather/Dhruna Mehta
Zainab Arabo (Group A)	Perna Vather/Dhruna Mehta	Zoeb Kapadia
Priyanka Adatia (Group A)	Zahir Kaderbhai	Harpreet Ark
Mayur Bokhiria (Group A)	Harpreet Ark	Zahir Kaderbhai
Taha Mirza (Group B)	Kamaljeet Kalsi	Rubina Khan
Beenish Khan (Group B)	Rubina Khan	Kamaljeet Kalsi
Manique Dosanjh (Group B)	Kiran Panchal/Gurvinder Chadha	Manvinderjit Deol
Riandeep Jhaj (Group B)	Manvinderjit Deol	Kiran Panchal/Gurvinder Chadha
Taranjit Dhillon (Group B)	Alexander Price	Ditesh Panchal
Priya Bola (Group B)	Ditesh Panchal	Alexander Price
Kardam Patel (Group B)	Anoop Deol	Niraj Devalia
Daaniya Irshad (Group B)	Niraj Devalia	Anoop Deol



List of Mandatory E-Learning

As part of your Foundation training year within Midlands and East you will undertake a number of online e_Learning modules. All of these e-learning modules have specific completion dates.

Most of the e-Learning can be accessed from the e-LFH (e-Learning for Health) website, but the Script modules can be accessed directly from your e-Portfolio using the tab at the top of the dashboard page.

e-Learning for Health

once you have received your login details from e_Learning for Health you can access all the necessary modules by using this link:

<https://portal.e-lfh.org.uk/Component/Details/660298>

This takes you to a portal which leads to the **Midlands and East - Dental Foundation Trainees** learning path.

Here is a list of all the modules. Once each module has been completed the assessment for that module should also be completed and the certificate of completion uploaded to the e-Portfolio.

Modules

Course Sections

Statutory and Mandatory Training (SMT) **Completion Date 19-09-2021**

Conflict Resolution Level 1	40 mins
Data Security Awareness Level 1	70 mins
Equality and Diversity and Human Rights Level 1	20 mins
Fire Safety Level 1	30 mins
Moving and Handling Level 1	40 mins
Preventing Radicalisation - Basic Prevent Awareness	35 mins
Safeguarding Adults Level 1	40 mins
Safeguarding Adults Level 2	40 mins
Safeguarding Children Level 1	30 mins
Safeguarding Children Level 2	35 mins

Mental Capacity Act (MCA) **Completion Date 03-10-2021**

Mental Capacity Act as Part of Human Rights	20 mins
Assessing Mental Capacity	20 mins
Planning Ahead Using the MCA	20 mins
Best Interests	20 mins
Restraint	20 mins
Deprivation of Liberty	20 mins
Relationship Between the MCA and the MHA	20 mins
Mental Capacity Act and Young People aged 16 or 17	20 mins
Research Involving People Who Lack Capacity	20 mins
Mental Capacity Act and Adult Safeguarding	20 mins
Settling Disputes and Disagreements	20 mins

Alcohol and Tobacco Brief Interventions **Completion Date 17-10-2021**

Introduction to treating and preventing ill health	15 mins
Very Brief Advice on Smoking	15 mins
Alcohol Brief Advice	15 mins
Bringing It Together - Multiple Risk Factors	15 mins
Assessment	10 mins

Making Every Contact Count (MECC) **Completion Date 31-10-2021**

What is MECC and why is it important	30 mins
How to have a MECC conversation	30 mins
Signposting	15 mins
Five Ways to Wellbeing	30 mins
Assessment	10 mins

HEE Rubber Dam Placement video **Completion Date 13-11-2021**

Using your login details for e_Learning for Health you can access this module by using this link:

<https://portal.e-lfh.org.uk/Component/Details/660298>

e-Learning for Healthcare - Coronavirus programme **Completion Date 13-11-2021**

This programme has been specifically developed and is regularly updated in response to the Covid-19 situation and can be located link:

<https://portal.e-lfh.org.uk/Component/Details/660298>

Script - An eLearning programme to improve prescribing competency

Please use the link in your e-Portfolio to access the Script site. When you have completed a module , this information will be passed to your e_Portfolio but you may wish to download a completion certificates for your CPD records.

Modules **Completion Date 05-12-2021**

Prescription Documentation and the Drug History	60 mins
Medication Errors and Adverse Drug Reactions	60 mins
Special Patient Groups	60 mins
Utilising the BNF	60 mins
Medical Emergencies	60 mins
Periprocedural Prescribing	60 mins
Dental Infection	60 mins
Pain, Ulceration, and Inflammation	60 mins
Prescription Documentation and the Drug History	60 mins
Medication Errors and Adverse Drug Reactions	60 mins

BDA & Cancer Research UK Oral Cancer Recognition Toolkit

https://www.doctors.net.uk/eclientopen/cruk/oral_cancer_toolkit_2015_open/

Although this topic may be covered in a study day, the toolkit is very valuable, and it is advised this is still completed irrespective of a scheme running an oral cancer study day. The completion certificates should be uploaded to your e-Portfolio

Module **Completion Date 19-12-2021**

BDA-CRUK Oral Cancer Recognition Toolkit 3 hours

List of Supplementary E-Learning Dentistry (e-Den) e-Learning for Health

<https://portal.e-lfh.org.uk>

This is a series of modules about dentistry known as e-Den. You will find these modules helpful when used in conjunction with your Study Days. References to particular modules may be included in the information for each Study Day. Accessing the relevant module before the Study Day will help you to gain more from the interactive learning session.

To locate the e-Den modules in the e-Learning for Health Website, click on '**My e-Learning**' at the top of the webpage and then enter the **Dentistry** name in the search box. When the search results appear, you will see the **Dentistry** module listed with an icon; click on '**Enrol**' and the Module will be added to your account. You will then be able to see each of the e-Den Modules and Course Sections in 'My e-Learning'.

e-Den Module

1 Patient Assessment

Profiling the Patient	Assessment Methods and Techniques
Good Practice	Health Promotion and Disease Prevention
Patient Assessment	Profiling the Patient

2 Human Diseases and Medical and Dental Emergencies

Medical Topics and Dentistry	Medical Emergencies In Dentistry
------------------------------	----------------------------------

3 Anxiety and Pain Control in Dentistry

Principles of Dental Pain	Mediators of Central Pain
Dental Local Anaesthesia	Dental Local Anaesthetic Technique
Management of Dental Pain	Non-Pharmacological Anxiety Management
Intravenous Sedation	Inhalation Sedation
Dental General Anaesthesia	

4 Periodontal Disease and Management

Aetiology of Periodontal Disease	
Periodontal Diagnosis and Determination of Prognosis	Periodontal Treatment Options
Patient Education and self-Performed Plaque Control	Non-Surgical Periodontal Therapy
Surgical Periodontal Therapy	

5 Hard and Soft Tissue Surgery

Pre- and Post-operative Assessment	Exodontia
Surgical Dentistry	Advanced Trauma Life Support (ATLS)

Management of Un-Erupted, Impacted, Ectopic and Supernumerary Teeth Management of Benign Soft Tissue lesions

6 Surgical and Non-Surgical Management of Head and Neck Disease

Accurate Drug History and Relevance of Allergies Odontogenic Infections
Management of Oral Mucosal Diseases Craniofacial Pain Disorders
Neoplastic and Non Neoplastic Disease of the Head and Neck

7 Management of the Developing Dentition

Orthodontic Indices Assessment for interceptive Treatment
Space Maintenance Simple Removable Appliances
Oral Habits and Occlusal Trauma in the Mixed Dentition
Emergency Care and Management of Orthodontal Problems
Contemporary Orthodontics Normal Facial Growth and Dental Development
Abnormalities of Facial Growth and Dental Development

8 Restoration of Teeth

Caries Restoration of Permanent Teeth
Crowns Restoration of Deciduous Teeth
Aesthetic Dentistry Dental Biomaterials
Tooth Surface Loss Endodontics
Dental Trauma

9 Replacement of Teeth

Bridgework Occlusion
Complete Dentures Partial Dentures
Implantology Miscellaneous

10 Communication

Patient and the Family Teamworking
Other Professionals

11 Professionalism

Ethics Self
The Clinical Team and Peers

12 Management and Leadership

The Need for Effective leadership and Management Quality in Healthcare
Risk Management Self-Management
Change Management Managing a Business
Healthcare Systems Professional Practice
Management and Leadership

13 Sustainable Dentistry

Introduction to Sustainable Dentistry Measuring carbon in Healthcare



e-LIFT Project

2021-2022

Project 'e-LiFT' stands for Evidence-linked Learning in Foundation Training. This is simply project work covering the non-clinical elements of the DFT curriculum which are the domains of communication, professionalism, management and leadership.

FDs are expected to complete what are essentially reflective learning exercises in four units underpinned by evidence of their own work completed in the training practice. The units are core topics for the FD to reflect upon:

- Infection control
- Radiology
- Medical emergencies
- Clinical communication

The reflective learning exercise for each unit, allows for flexibility for the FD to hone in on specific learning or development points that have influenced them the most in their training year. Each of the units will entail reflective writing amounting to 1000 - 1250 words, each unit supported by 4- 6 pieces of evidence. Units 1 to 4 are to be completed by April 2022.

FDs will be given guidance documents and templates. Work for each unit will be assessed by external Educational Supervisors.

Here is a link to the HEE website for full details and module downloads:

<https://heeoee.hee.nhs.uk/node/2567>



Milestones and APLAN

2021-2022

The Milestones are three clinical cases that Foundation Dentists (FDs) will present throughout the DFT year. The cases will increase in complexity as the year progresses and will be part of the formative assessment for IRCP and FRCP. The FDs will present each of their cases at their own scheme study day. The cases will be peer reviewed on the day by your own scheme members and educational supervisors. This process facilitates learning, self-assessment, reflection and insight. Milestone One is peer reviewed only. Milestones Two and Three use APLAN for additional anonymous feedback and scoring.

APLAN (Anonymous Peer Learning and Assessment Network) is an online tool which allows your cases to be distributed to other FDs and ESs across the Midlands and East region. Your Milestone Two and Milestone Three cases will be anonymously reviewed by three FDs and three ESs. In addition, you will be asked to provide anonymous feedback for three cases submitted by other FDs.

The deadlines for the case submission and review feedback on APLAN are

Milestone 2: Deadline for case uploads **14th Jan 2022.**
Deadline for remote feedback **28th Jan 2022.**

Milestone 3: Deadline for case uploads **20th May 2022**
Deadline for remote feedback **3rd June 2022**

There is no room for late submission of cases or feedback reviews. The window for giving feedback on cases will open within 48hours of the case upload deadline closing and will remain open for two weeks. Failure to meet the deadlines may impact your IRCP and FRCP outcome.

Case Guidance

You will find information on the share-point for FDs that covers the milestone cases and guidance on how to present them. General guidance for case presentation includes:

- Ensure you have written consent from your patient for the use of photographs, radiographs and clinical records;
- Start identifying cases as soon as possible, and have a few cases spare as back-up in case of patient non-attendance;
- Look at the marking criteria to help guide your presentation;
- Keep your case presentation concise and avoid using a lot of text on slides;
- Reflect on your case and provide modifications you would make in future; and
- Maximum presentation time is 10 to 15 minutes which is then followed by Q&A for around 10 minutes.

If you have any further queries please contact your TPD.



Problem Solving and Support

Nottinghamshire and Leicestershire 2021-2022

During the Foundation Training year there will be many opportunities for problems to arise. These may range from the 'crowns that never fit' to problems communicating with the Dental Nurse. As a Foundation Dentist you have available a wealth of expertise and experience to draw upon to help you to solve your problems.

In your Practice the main source of assistance in problem solving is, of course, your Educational Supervisor. During normal working hours you can approach your ES for assistance, or alternatively during a tutorial you can bring up a matter that is causing concern.

Your Training Programme Director is also always available for help on a whole range of clinical, professional or personal problems. This does not have to wait until a Study Day meeting; so contact your TPD by phone or email early on if you have a problem or concern. Early resolution of that burning issue will help prevent any further worry. Remember that patient safety is paramount and confidentiality is assured, if required.

The DFT group is also a very useful forum to air problems and to seek a solution. Opportunities for group discussion occur in nearly every session of the Day Release Course. Naturally openness and frankness is usually required, but all members of the group will respect our rule of confidentiality outside the sessions.

Additionally there is further wide ranging support that can be obtained from the Associate Dean for Regional Trainee Support. Here is a web address support:

<https://heeoee.hee.nhs.uk/dental/trainee-support>

Contacts for Support

Training Programme Director

Harmandeep Sanghera

Phone: 07956128139

Email: harmandeep.sanghera@hee.nhs.uk

Regional Deputy Postgraduate Dental Dean, Early Years Deborah Manger

Email: please use - DFT.ME@hee.nhs.uk

Associate Dental Dean for Regional Trainee Support

Fleur Kellett

Email: DentalTraineeSupport.ME@hee.nhs.uk



Claiming Travel and Subsistence

2021-2022

For payment of Dental Foundation Training claims, Foundation Dentists must adhere to the following guidance:

All claims must be submitted on the appropriate form issued by your TPD. This form should be fully completed, easily readable, and signed by your TPD who will check all claims are valid. They will also cross through any incomplete lines to stop any claims being added after signing.

Travel claims must reflect the actual mileage undertaken, or travel costs incurred, in attending your Study Day Programme only. Note that the mileage calculated from the home address to venue will be adjusted by NHS England once your form is submitted to them. Your usual mileage from your home to the dental practice will be deducted from the amount (you do not need to enter this separately on the form, NHS England will calculate this).

(Current mileage rate = £0.24 per mile, dentists carrying one or more named eligible dentists to the same course = an additional £0.05 per mile) Where passengers are being claimed for, their full names, contract number and performer number is required.

FDs should travel only by second class if they travel by rail and should attach tickets or receipts to their claim forms.

Taxis should not be used and cannot be claimed - if their use is required due to particular circumstances then the reasons need to be discussed with the Postgraduate Dental Dean, or Deputy, and you will need to get approval in advance, in writing, and provide it with the claim form.

Within Midlands & East overnight accommodation is not claimable except in very specific authorised circumstances, therefore claims for accommodation or evening meal allowance should be not be made.

A daily lunch allowance is payable: (applicable when more than five hours away from practice, including the times between 12:00 - 2:00pm) = up to a maximum of £5.00, itemised receipts must be provided when making a claim. Please note that bank statements are not acceptable forms of receipt and no reimbursements can be made on alcoholic drinks.

All claim forms must be completed accurately and honestly. You may only claim for actual expenses incurred and must not exaggerate claims, provide alternative or fabricated receipts or deliberately incur unnecessary expense. False claims are fraudulent and may be investigated by the NHS England Area Team, with onward referral to NHS Fraud Investigators and/or the GDC.

Claims must be submitted within 3 months of the event and receipts must be included for all travel, meals and car parking. Trainees are advised keep a copy of the claim form and the submitted receipts, and to send claim forms by signed delivery service (you may not claim this postage cost) or email.

Claim forms should be sent Completed Claim forms should be submitted to the BSA via your BSA Compass login. You can access an information leaflet about this from here:

http://www.copdend.org/dft handbook/FD_Handbook/The_Scheme/T_-_S_Expenses/FD_Travel_and_Subsistence_claims_via_Self_Service_in_Compass.pdf

Your payments will appear on the training practice BSA schedule and your Educational Supervisor will pay them to you as non-taxable expenses.



Audit Project

2021-2022

Introduction

It is a requirement of the Dental Foundation Training Curriculum that a minimum of two clinical audit cycles are to be completed by the end of the ninth month of Dental Foundation Training by each Foundation Dentist.

Submission of a formal Clinical Audit Report is a mandatory requirement for the Satisfactory Completion of Foundation Training in the Midlands and East Region.

Detailed guidance on the completion of your Audit Project will be provided in a separate document.

Audit topic

When choosing your audit topic please be aware that you must not choose a topic that should be covered by the normal clinical governance processes of the practice, including radiograph quality, record keeping and infection control. If you are not sure about the suitability of a topic you should discuss this with your TPD before you start.

Process for marking

Your Clinical Audit Report will be marked by a Buddy ES using a Feedback Form approved by the Region. When complete you should email a copy of your Clinical Audit Report to your TPD and Buddy ES.

The Buddy ES will complete the Feedback Form then forward the completed Feedback Form to your TPD for moderation. Your TPD will forward the moderated Feedback Form to you and your ES for discussion at a tutorial.

E-Portfolio upload

You should complete a Tutorial Reflection and upload the completed Feedback Form to the **FD Projects, Presentations and Audits** section of the e-Portfolio. At the same time upload your completed Clinical Audit Report to the **Uploads** section of the e-Portfolio.

The TPD for your Scheme will set the submission and marking deadlines for that Scheme. They will also allocate a Buddy ES to each FD.

Your Audit Report and the completed Feedback Form must be uploaded to the e-Portfolio at least two weeks before FRCP.



Practice Equipment List

2021-2022

Practice Specifications

Electronic records	<i>Full computer based clinical records and appointment management system.</i>
Digital radiography	
Internet access	
Infection control	<i>Up to date policies, protocols, and operating procedures including effective decontamination facilities with sufficient capacity and storage.</i>
NHSmial account	

Specification for FD Room

Size	<i>Minimum floor area 9m².</i>
Ventilation	<i>Natural or mechanical ventilation must be provided. The fresh-air supply rate should not normally fall below 5 to 8 litres per second, per occupant - HSE Workplace (Health, Safety and Welfare) Regulations 1992.</i>

Equipment for FD Room

Dental chair	<i>Low seated design. Operating light. Delivery unit. Cuspidor. Suction. Amalgam separation.</i>
Turbines	<i>Minimum of 3.</i>
Contra-angle handpieces	<i>Minimum of 3.</i>
Straight handpiece	<i>Minimum of 1.</i>
Ultrasonic scaler	<i>Magnetostrictive or piezo.</i>
X-ray set	<i>Rectangular collimation. Isolation switch outside the controlled area.</i>
Amalgam mixer	
Light cure lamp	
Stool for dentist	
Stool for nurse	
Handwash sink	
Telephone	
Workstation	
Clinical records and appointment management software.	
Internet access.	

Instrumentation for FD Room

Autoclavable tray system	
X-ray film holders	<i>Full range of holders for bitewing and periapical views - including full range of endodontic film holders.</i>
Rubber dam kit	<i>Latex free.</i>
Conservation	<i>Full range of instruments for normal restorative work including a single use matrix system (eg Automatrix) and a sectional matrix system (eg Composi-tight).</i>
Periodontics	<i>Full range of periodontal instruments including a measuring probe (eg Williams Probe) and a full set of scaling instruments (eg Gracey Curettes).</i>
Extractions	<i>Full range of extraction forceps (upper and lower); elevators and a set of Luxators.</i>
Oral Surgery	<i>Full range of surgical instruments including scalpel blades and handle, periosteal elevator, solution for irrigations, syringe for irrigation, surgical handpiece, selection of surgical burs, root tip picks, bone rongeurs, needle driver, toothed tweezers, non-toothed tweezers and suture scissors.</i>

Prosthetics *Full range of prosthetic instruments including shade and mould guides.*
Endodontics *Full range of stainless-steel hand files and NiTi rotary files.*

Materials and Disposables for FD Room

Respirator *Fit tested FFP3 mask or powered hood for FD use.*
Type II R Fluid Resistant Surgical Masks
Gloves *Latex free.*
Bibs
Aprons
Gowns
Paper and cotton goods
Safe Sharps System *Incorporating a shield or cover that slides or pivots to cover the needle after use - HSE Health and Safety (Sharp Instruments in Healthcare) Regulations 2013.*
Waste containers *For sharps, clinical waste, non-clinical waste, gypsum waste. Containers with mercury suppressant for amalgam waste, amalgam capsules and extracted teeth.*
Disposable 3 in 1 syringe tips
Conservation *Full range of restorative materials including paediatric stainless-steel crowns and 016 stainless-steel orthodontic wire for trauma cases.*
Prosthetics *Full range of prosthetic materials including impression compound and greenstick.*
Endodontics *Full range of endodontic materials including a tooth sleuth, hypochlorite sourced from a dental supplier and Endo-Frost.*

Available in the Practice for Use by the FD When Required

Dedicated Digital Camera *SLR or equivalent with lens, ring flash, retractors, and mirrors.*
Conservation *Face bow and semi-adjustable articulator.*
Prosthetics *Surveyor.*
Endodontics *Electric pulp tester, apex locator, handpiece & motor for rotary endodontic system.*
Clinical Digital Thermometer
Digital Communication *Computer or tablet with MS Teams including webcam, speakers, and microphone.*



Useful Links

2021-2022

National DFT Handbook

National policies and information: <http://www.copdend.org/dfthandbook/index.html>

Postgraduate Virtual Learning Environment

Repository of eLearning resources: <https://pgvle.co.uk/login/index.php>