

Essex Coast Dental Foundation Training Scheme


Summer Term Programme 2017 - 2018



Developing people
for health and
healthcare

www.hee.nhs.uk

Education Centre, Basildon Hospital



Essex Coast Dental Foundation Training Scheme

Education Centre

Basildon Hospital, Nethermayne,
Basildon. SS16 5NL

☎ 01268 524900 Ext 3915

Interim Director of Postgraduate Dentistry

Dr Maria Ross-Russell BDS, LDS, RCS

Postgraduate Dental Tutor

Mr. Mansoor Qureshi BDS (U Lond) DGDP(UK)

Postgraduate Centre Manager

Mrs. Janet Ferriter

Regional Advisor Dental Foundation Training

Dr. Peter Cranfield PhD, BDS, DIC, DGDP(UK) PgCert

Regional Dental Account Manager

Ms. Liz Hope

Regional Dental Administrator

Mrs Patti Bradshaw

Training Programme Director
Essex Coast Scheme

Dr Hannah Woolnough BDS (Hons) Wales PgCDE
Parkview Dental Centre,
49 Fonnereau Road,
Ipswich, Suffolk. IP1 3JN
☎ Mobile: 07876 224137
💻 hannah.woolnough@nhs.net


Programme published by
Health Education England—East of England
2-4 Victoria House, Capital Park,
Fulbourn, Cambridge. CB31 5XB
☎ 01223 597768

Summer Term

Venues and Subjects



Friday 20th April	Endodontics II Oral Medicine and Clinical Anatomy	<i>B3, Education Centre, Basildon</i>
Friday 27th April	Hints and Tips in Clinical Dentistry Wear and Tear—Tooth surface loss	<i>B2, Education Centre, Basildon</i>
Friday 4th May	Traumatic Dental Injury and it's Treatment Paediatric dentistry in general practice	<i>Room 1, Simulation suite, Basildon</i>
Friday 11th May	Restorative Problems Dementia and Oral Health	<i>B3, Education centre, Basildon</i>
Thursday 24th May	Law and Ethics Managing Complaints	<i>B3, Education Centre, Basildon</i>
Friday 25th May	Posts, Cores and Bridges	<i>Dental Room, Simulation Suite, Basildon</i>
Friday 1st June	Occlusion made simple	<i>Dental Room, Simulation suite, Basildon</i>
Friday 8th June	Practice visits	
Friday 15th June	Community Outreach Day	
Friday 22nd June	Practice Review Addiction/Mental health	<i>B3, Education Centre, Basildon</i>



Summer Term

Venues and Subjects

Friday 6th July

Case Presentations

B3, Education Centre, Basildon

Important Dates and Deadlines

Second 12 Foundation Skills Topics—submission by email	Friday 20th April
Case Presentation	Friday 6th July
FRCP	Friday 13th July

Important Dates for Educational Supervisors

Foundation Skills marking completion date	Friday 18th May
Case Presentations	Friday 6th July
Educational Supervisors to be present all day	Friday 6th July
FRCP Stage 1 - Completion of reports by 22nd June	Friday 13th July

Term Dates

Summer term	Friday 20th April - Friday 6th July
TRAINERS MEETING	Friday 6th July 9am - 10 am

Friday 20th April

B3, Education Centre, Basildon



Morning Session

CPD = 2.5 Hrs

9.30am **Endodontics II**

Mr. Rajeevan Mahendran

General Dental Practitioner

Raj has completed a Masters degree in Endodontics at Queens Mary University of London, and works across two practices providing an endodontic service as well as being a DF1 trainer. During his MSc, his research project focused on the management of patients with persistent dentoalveolar pain, and is currently working on publishing his research in scientific journals.

An overview of endodontic diagnosis and treatment planning. We shall look at how to plan treatment, how to identify possible problems, when to attempt treatment and when to refer. We will look at restoring root filled teeth. Attendees will need to bring difficult cases to discuss.

Objectives

- *Diagnosis of endodontic disease*
- *Treatment planning - factors which complicate endodontic treatment*
- *Restorative implications*

Learning outcomes

- *Understand the endodontic disease process*
- *Be able to appropriately investigate endodontic pathology*
- *Be able to identify factors which complicate endodontic treatment*



FDs will need to bring: radiographs of difficult cases to discuss



Friday 20th April

B3, Education Centre, Basildon

Afternoon Session

CPD = 2.5 Hrs

9.30am Oral Medicine and clinical anatomy

Mr. Mark Singh

General Dental Practitioner

Mark is a Consultant Oral and Maxillofacial Surgeon—subspecializing in Oncology. He qualified in 1998 at The Royal London Hospital with his BDS and worked in Grays, Essex for his VT. He then worked between Basildon and Southend Hospitals as a SHO and completed his MFDS before going to study his Medicine. He came back to Essex to complete his surgical training before his registrar training along the South Coast of England. He is currently a Consultant at Broomfield Hospital.



The talk will be on how to appropriately refer oral lesions, differentiate benign from malignant lesions. Refresh knowledge of anatomy and apply it clinically.

Objectives

- *How to appropriately refer oral lesions*
- *Improve knowledge of anatomy*
- *Understand cancer treatments*

Learning outcomes

- *Improved awareness of oral lesions*
- *Ability to apply anatomy knowledge*
- *Understand oral cancer*

Friday 27th April

B2, Education Centre, Basildon



Morning Session

CPD = 2.5 Hrs

9.30am Hints and Tips in Clinical Dentistry

Mr. Promodah Datta

General Dental Practitioner



During his thirty seven years of practice, Mr. Datta has compiled a list of “tricks of the trade” - simple ideas and shortcuts that make certain tasks much easier. This session has always rated highly with past FD groups.


During the session we will discuss the assessment of difficulties experienced by FD1 and giving them hints on how to overcome some of those complexities.

Objectives

- *To identify the clinical difficulties the FD1's currently face in General Dental Practice*
- *To illustrate possible techniques there may consider in overcoming them*
- *To update their case selection criteria, and possible suggestions on their presentation skills*

Learning outcomes

- *Undertake your own self SWOT analysis to identify your SPECIFIC area of concern*
- *Articulate this concern with a group so they may add on their own concerns/learning needs to these if necessary*
- *Share using all the artefacts brought in on that day to tackle these clinical difficulties or refer you to an appropriate source for further advice*



Friday 27th April

B2, Education Centre, Basildon

Afternoon Session

CPD = 2.5 Hrs

2.00pm

Wear and Tear—tooth surface loss

Mr. Saifudin Najefi

General Dental Practitioner



Mr. Najefi has been a ES for the past 18 years. He has lectured on certain topics including Occlusion for more than eight years. He is an examiner for MJDF, ORE and LDSRCS. He is a Clinical Educator at the University of Essex. He is also Director for N.W. Thames division of RCS Eng.

During this session we will review the aetiology of tooth surface loss. Determine when TSL is pathological. Help the patient to decide whether treatment is indicated. Devise appropriate treatment plans. Rationale for treatment of difficult cases.

Objectives

- Understand the aetiology of TSL and its prevention
- Successfully recognize the appearance of TSL
- Have confidence in treating simple cases of TSL

Learning outcomes

- Have confidence in knowing when to, and how to, monitor, treat, or refer the patient
- Successfully recognize the appearance of TSL
- Devise appropriate treatment plans—simple and difficult cases



Morning Session

CPD = 2.5 Hrs

9.30am Traumatic Dental Injury and it's Treatment

Mr. Sean Chiang

General Dental Practitioner



Sean is a FD trainer with 5 years experience. His practice is next door to a primary school so we see a large number of patients with dental trauma.

During his MSc, there was a specific module on dental trauma and how it related to treatment of alveolar injuries.

During this session we will identify the types and classification of traumatic injury encountered in a general dental practice setting for adults and children. The treatment and management of Dental trauma and "The emergency patients which turns up who's getting married on a Friday afternoon".


Objectives

- *Identification of traumatic dental injury*
- *Management of traumatic dental injury*
- *Follow up / long term prognosis*

Learning outcomes

- *Be able to examine and diagnose different types of dental trauma*
- *Know the different types of alveolar fracture*
- *Know the management and treatment of common dental trauma*





Friday 4th May

Room 1, Simulation suite, Basildon

Afternoon Session

CPD = 2.5 Hrs

2.00pm **Paediatric dentistry in general practice**

Mr. Sunny & Mr Sanjay Sareen
General Dental Practitioner



Sunny and Sanjay work together as general dental practitioners and are joint DFT trainers at Smile Dental centre. Both have a keen interest in Paediatrics, restorative, endodontics and surgical dentistry. At the practice they see a large number of paediatric patients and would like to share their experiences on this subject.

The aim of this session is to discuss common scenarios seen in a primary care setting and to discuss how to treat and manage cases.

Objectives

- *The aim of this course is to make FD's recognize and manage common paediatric conditions seen in general dental practice*
- *To be able to diagnose and manage common Paediatric conditions*
- *To be aware of preventative and restorative measures in general dental practice*

Learning outcomes

- *Identify common paediatric conditions and understand how to manage such conditions*
- *Indications for referral*
- *Understanding the role of general dental practitioner in treating paediatric cases*



Morning Session

CPD = 2.5 Hrs

9.30am Restorative Problems

Dr A Chohan & Dr J Vaghela

General Dental Practitioners



Ali and Jinesh have been lecturing together for the past several years on various topics. As full-time NHS dental practitioners and having completed various postgraduate qualifications it enables them to tackle complex topics and present them in a simple manner, they are able to give avant-garde solutions to the challenges faced by NHS practitioners.

The speakers will discuss common restorative problems treated in general practice and discuss evidence-based treatment for them.

Objectives


- Discuss restorative problems
- Discuss cases and the management of restorative problems
- Identify unrestorable teeth

Learning outcomes

- Recognise restorability problems
- List solutions for the problem
- Describe the process for assessing restorability



FDs will need to bring: Relevant patient cases



Friday 11th May

B3, Education centre, Basildon

Afternoon Session

CPD = 2.5 Hrs

2.00pm

Dementia and Oral Health

Dr Rachel Griffiths

Dental Officer in Community Dental Services, Suffolk

Rachel has been working for the Community Dental Services in Suffolk for 4½ years providing dental care for people with additional needs and with moderate to extreme anxiety—including people with dementia. She provides dental care in clinical settings, using behavioural management techniques and sedation and also provide domiciliary care in patients own homes or in care homes. She has completed a qualification in British Sign Language to help communicate with patients with a range of additional needs and last year she completed the Postgraduate Qualification in Special Care Dentistry (distinction) from the Eastman Dental Institute.

An update for foundation dentists on providing dental care for patients with dementia, including dental considerations, patient management techniques, communication techniques and oral hygiene advice.

A training session on how to deliver advice in a group environment to people with dementia and their carers.

FDs will need to bring:
Relevant patient cases to discuss

Objectives

- *Update knowledge on dementia. Identify the challenges people with dementia may encounter with their oral health.*
- *Increase knowledge and skills on how to manage patients with dementia in the dental environment*
- *Learn skills on how to effectively train others to deliver oral health messages*

Learning outcomes

- *Improved knowledge about dementia and its oral implications*
- *Develop knowledge and skills in managing patients with dementia*
- *Demonstrate skills in delivering oral health advice to the general public*

Thursday 24th May

B3, Education centre, Basildon



All Day Session

CPD = 5 Hrs

9.30am

Law & Ethics

Mr Nick Lamb

General Dental Practitioner

Mr Lamb is a General Dental Practitioner in Woodbridge and Halesworth. He is a Dental professional Adviser to NHS England and also works for HEEoE. He is Secretary of the National Association of Dental Advisers and has also been a NICE panel member.

FDs will need to bring:

Examples of any complaints they have had through the year or have been involved with. This will need to include the complaint paperwork and the clinical records associated with the complaint. Should the FD not have had a complaint then please bring 2 sets of dental records. ALL NOTES MUST BE ANONOMISED

Please also bring your GDC


Objectives

The Speaker will

- demonstrate the up to date standards that apply to all dental professionals
- demonstrate how to implement the new GDC ethical guidance (Standards) in everyday working lives
- Demonstrate how complaints arise and how to effectively manage them should they arise

Learning outcomes

- Describe the ethical standards for dental registrants as set by the GDC
- Implement the GDC standards and relate these to complaints management
- Formulate strategies of effectively manage complaints



Friday 25th May

Dental Room, Simulation Suite, Basildon

All Day Session

CPD = 5 Hrs

9.30am **Posts, Cores and Bridges**

Mr. Hardik & Satin Patel
General Dental Practitioner



Hardik and Satin have been in general practice for 12 years and are partners of 2 large NHS/Private practices since 2012. they have been involved in DF1 training since 2011 and are currently training their 12th and 13th trainees. They have attended several Restorative courses to keep up-to-date and improve their knowledge and skills in general practice.

Hands on session prepping direct fibre post with composite core build up. Explaining different types of posts and cores, with examples. Explaining different types of bridges, with examples.

FDs will need to bring:
Extracted single root tooth that has been root filled. Extracted multiple rooted tooth that has been root filled

Objectives

- Assess a tooth for restorability for a post core and understand the principles of post selection and tooth preparation
- Recognize the benefits of nayyar core
- Differentiate between the different types of bridges and evaluate their respective advantages and disadvantages

Learning outcomes

- Demonstrate how to prepare a single rooted tooth for a direct/indirect post and core
- Construct a nayyar core amalgam restoration
- Identify when and what type of bridge is a suitable option for an edentulous space

Friday 1st June

Room 4, Simulation suite, Basildon



All Day Session

CPD = 5 Hrs

9.30am **Occlusion made simple**

Mr. Saifudin Najefi & Mr. Paul Jackson

General Dental Practitioner



FDs will need to bring: A set of study models of your own personal dental arches cast in White Velmix or Fujirock or any hard die stone—**DENTAL STONE OR PLASTER OF PARIS IS TOO SOFT.**

You will need to borrow from your Practice:

Millers forceps or locking tweezers
Le Cron carver or large spoon excavator
Lab Coat, wax knife, plaster knife
Dappens Glass

PLEASE DO NOT BRING PATIENT STUDY MODELS—THEY MUST BE OF YOUR OWN TEETH!

IF YOU ARRIVE WITHOUT THE ITEMS SPECIFIED YOU MAY NOT BE ABLE TO PARTICIPATE IN THE COURSE

Mr Najefi has been a ES for the past 18 years. He has lectured on certain topics including Occlusion for more than seven years. He is an examiner for MJDF, ORE and LDSRCS. He is a Clinical Educator at the University of Essex. He is also Director for N.W. Thames division of RCS Eng.

Mr Jackson is a Foundation Trainer. He is also a GDC expert witness and has presented on this related topic for over eleven years.


To evaluate and analyse the concepts of occlusion. To increase your understanding of the jaw relationships and function. To allow one to identify problems caused by poorly executed treatment. To acquire skills which allow you to recognize and treat TMDS.

Objectives

- *To explore the role of occlusion in general practice*
- *To increase your understanding of the jaw relationship - in function*
- *Recognize when alteration in the existing occlusal scheme might be beneficial to case treatment*

Learning outcomes

- *Better understanding of how occlusion affects treatment planning*
- *Use of Face bow and Denar semi-adjustable articulator*
- *How to deal with wear cases*
- *To allow one to identify problems by poorly executed treatment*



All Day Session

CPD = 5 Hrs

9.30am Practice visits

You will need to arrange with the scheme's Educational Supervisors to visit two practices on this day. Ideally, they should be different from each other either in size, patient demographic or organisational structure.

You will view the practice as if you are applying for an associate job, so you need to make sure you have all the information necessary to make a decision on its suitability. You will have time to talk to the Educational Supervisor and ask any questions regarding the phantom position.

Following the visits, you will need to prepare a power-point presentation about the two practices and your own FD practice, so you may wish to take some photographs. You will need to compare them from the view as a potential associate working environment and explain which practice you would choose and why.

Following the practice visits, you will reflect on your experience in a study day log.

On the 22nd of June, you will each have 10 minutes to present your findings to the group and we will discuss the pros and cons of these different working environments and how to select the right practice for you.

Objectives

- *To experience the differences between different General Dental Practices*
- *To increase awareness of the organisational elements of practice and how it applied to associates*

Learning outcomes

- *Be able to recognize what is important to you as an individual at work*
- *Be aware of the potentially significant differences in Associate positions and the impact that will have on you working lives*
- *Be able to make informed choices regarding selecting a place of work*



All Day Session

CPD = 5 Hrs

9.30am **Community Outreach Day**

Whilst many elderly people require residential care, there is an army of 'carers' in the community who often go unrecognised and receive minimal support. Dementia is increasing in the ageing population and many sufferers are looked after at home primarily by relatives. The relatives are responsible for the everyday oral care and diet of the dementia sufferer. They are in a pivotal position to improve the oral health of their relative if given appropriate advice and support.

Preparation

Contact a local dementia unit/ Alzheimer Society representative. With your allocated ES discuss with the dementia unit organiser, practicalities, the client aspirations and expectations for the session. If possible ask for a list of questions supplied by clients around which to develop the session

11th May Day release course will provide preparation and discussion time for planning visit on 15th June

Delivery

The session should start with some short presentations. This is followed by group work. Pairs of FDs sit with individual client/carer pairs to demonstrate OHI and answer specific questions they may have.

- (1) dental decay –how and why it happens
- (2) gum disease – what it is and how you can prevent it
- (3) denture care and hygiene


Debrief and reflection on teaching and learning experiences with ES.

Objectives

- *To provide educational support and practical resources for dementia sufferers and their carers*
- *To help carers provide better oral health and dietary support*
- *To empower FDs to provide dementia friendly dental services, understanding the challenges and capacity issues*

Learning outcomes

- *To understand the challenges faced by dementia sufferers and their carers in relation to oral health and access to services*
- *For FDs to learn about dementia and how to offer support and treatment within the general practice environment*
- *For FDs to explore their own attitudes and beliefs surrounding disability*
- *To provide an overview of common dental disease processes, how to improve oral health and dietary advice to an audience with specific needs*



Friday 22nd June

B3, Education Centre, Basildon

Morning Session

CPD = 2.5 Hrs

9.30 am

Practice Visit presentations

Afternoon Session

CPD = 2.5 Hrs

2.00pm

Mental Health

Dr Hannah Woolnough

General Dental Practitioner

Hannah will look at the prevalence of mental health problems in the profession and how to avoid finding yourself at risk.. We will talk about resilience and treatment, and how to get help if you need it.


Objectives

- To highlight the risks to Mental health that a high stress job can cause
- To cover the signs and symptoms of mental health problems and when to address them
- To give information on where to access help

Learning outcomes

- To understand the risks of stress in working environment and how it can affect you
- To manage risk to prevent problems
- To know when and where to get help





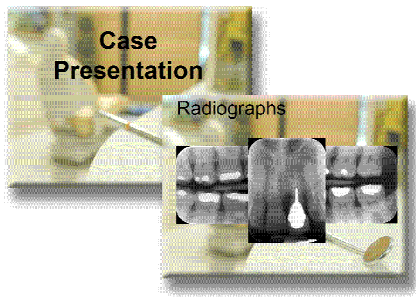
Friday 6th July

All Day Session

CPD = 5 Hrs

9.30am **Case presentations**

Educational Supervisors General Dental Practitioners



Today's session involves presenting a 10 minute Powerpoint presentation of one of your own clinical cases. Please include clinical photographs, radiographs and bring study models where necessary.

Please also bring anonymised copies of your patients notes.

Please ensure your presentation is on a USB stick and all printing is completed before you arrive at the center as printing facilities are limited on site.

Educational Supervisors
meeting at 9.00am in room
A4,
ESs are expected to
attend all day

Objectives

- *To gain further experience in presenting a clinical case to your peers for critical appraisal.*

Learning outcomes

- *To gain further learning and understanding through questioning of your own case and the presentation and questioning of your peers.*

Friday 6th July

B3, Education Centre, Basildon



Case Selection:

The case that is chosen should demonstrate aspects of care, which involve different clinical disciplines. It is not necessary to concentrate on excessively complex or unusual cases, but entrants should choose a case that is appropriate to their skills at the point in their career development. A background routine treatment, where a specific problem has been highlighted and managed, is what the panel are looking for in the case that is chosen.

Features of the Presentation:

The essential features that must be demonstrated are an ability to:

- * Take a good history
- * Record an accurate diagnosis
- * Prepare a sound treatment plan based on a concern for patient care and the patient's expectations.
- * Give an account of the treatment undertaken and if there are any changes from the original plan, outline the reasons for them
- * Use models, radiographs and photographs as evidence to support the choice of treatment and to demonstrate a satisfactory completion of treatment
- Discuss the likely prognosis and future management of the patient

Case Presentations:

Maximum 200 word summary or overview to start.

Case 'A'

Introduction

Presenting Complaint and History of PC

Patients requests / Expectations

History (Social, medical and previous dental)

Examination

(a) Extra Oral

(b) Intra Oral



Friday 6th July

B3, Education Centre, Basildon

...../Cont'd

Diagnosis (es) (Provisional and Definitive)

Treatment Plan (Provisional and Definitive)

Discussion of Treatment Plan including headings for:

Options, Patient Input, Discussion - reasons,
philosophy

Treatment Description (short)

Prognosis

Discussion (and reflection)

Addenda:

Medical History form, diet sheet, periodontal charts, Lab forms, copies of anonymised clinical notes and radiographs, and most important, the patient consent form.

Some questions for critical appraisal of a Case Study

Structure

- * Is the account concise and neatly presented?
- * Were aspects of history (SH, MH, DH) properly obtained and reported?
- * Was proper account taken of any significant findings from history (SH, MH, DH) in subsequent management?
- * Are all the records present?
- * What is the quality of record keeping?
- * Are codes and indices (e.g. BDP) used accurately and correctly?
- * What is the quality of artefacts (Rads, models, Rx to lab. etc)?




Process

- * Were all relevant aspects of the examination and appropriate special tests carried out?
- Was the diagnosis (es) stated clearly and correctly?
- * What disease control measures were employed?
- * Were all suitable options considered?
- * Did the patient have adequate input to the decision making process?
- * Was the patient given enough information for consent to be valid?
- * Was the treatment plan appropriate and in the patient's best interests?
- * Were appropriate issues regarding diagnosis, treatment plan, outcome, prognosis and possible future treatment needs considered in the 'Discussion'?

Outcome

- *Was the treatment plan formed with appropriate long-term goals in mind?*
- * *What was the prognosis?*
- * *Was adequate provision made for possible failure?*
- * *Is there evidence of health gain? (Possible use of audit)*
- *Were patient's expectations / requests dealt with appropriately?*
- *Does the account in the Case Study tie up with clinical records?*
- * *What did you learn from this case?*
- * *What would you do differently if you could start this case again?*
- * *If it were your mother / father/ wife / daughter (etc) would you be happy for this treatment to be carried out?*



Notes

PML Evidence

Sessional Content for e-Portfolio



	Oral Medicine	Endodontics	Wear and Tear	Hints and Tips	Paediatric Dentistry	Dental Trauma	Dementia and Oral Health	Restorative Problems
Professionalism								
Appraisal		✓						✓
Clinical audit and peer review		✓	✓					✓
Confidentiality								
Ethical behaviour		✓		✓	✓	✓	✓	
Critical evaluation		✓	✓	✓		✓	✓	✓
Decision making	✓	✓	✓	✓	✓	✓		✓
GDC Scope of Practice								
Whistleblowing								
Management of difficult patients	✓	✓	✓	✓		✓	✓	
Patient safety		✓		✓	✓	✓		
Self-awareness		✓		✓	✓	✓	✓	✓
Professionalism and Management								
Basic Life Support training								
Consent		✓						
Equality & Diversity								
GDC Standards								
NHS complaints procedure								
Referring patients		✓	✓	✓	✓	✓	✓	
Management								
COSHH regulations								
Dental equipment selection, care and maintenance		✓						
Data Protection								
Employment contracts/associate agreements for dentists								
Employment Law basics								
Finance								
Health & Safety requirements in dentistry								
Infection control procedures								
NHS prescribing								
NHS Rules & Regulations in Dentistry								✓
Prescribing, directing, taking, processing and interpreting radiographs		✓						
Range and scope of NHS dental care		✓					✓	
Record keeping	✓			✓	✓	✓	✓	
Use of emergency drugs								
Information Governance								
Safeguarding Children and Adults					✓			
Leadership								
Facilitating learning in others								
Quality management and improvement								
Role model								
Teamwork					✓			

Speakers

Summer Term 2017 - 2018



Mr. Mark Singh

Consultant OMFS
Broomfield Hospital
☎ 01245 362000



Mr Mahendran Rajeevan

Addison Dental Practice
Chadwick House
Hamstel Road
Harlow
Essex CM20 1DP
☎ 01923 231803



Mr. Promodh Datta

Grays Dental Centre
65/67 High Street
Grays
Essex RM17 6NX
☎ 01375 382166



Mr. Saifudin Najefi


Homesteads Dental Care Centre
273 Southend Road
Stanford-le-Hope
Essex SS17 8HD
☎ 01375 675710



Mr. Sunny Sareen

Smile Dental Centre
438 Whitmore Way
Basildon
Essex SS14 2EZ
☎ 01268 520555





Speakers

Summer Term 2017- 201



Mr. Sanjay Sareen

Smile Dental Centre
438 Whitmore Way
Basildon
Essex SS14 2EZ
☎ 01268 520555



Mr Sean Chiang

Broadway Dental Practice
80 the Broadway
Loughton
Essex IG10 3ST
☎ 020 8508 4433



Dr Rachel Griffiths

Community Dental Services CIC
Healthy Living Centre
Croxtan Road
Thetford
Norfolk IP24 1JD
☎ 01842 766709



Mr Mohammed Chohan

Cobbins Brook Dental Practice
28 Honey Lane
Waltham Abbey
Essex EN9 3BY
☎ 01992 711199



Mr Jinesh Vighela

Cobbins Brook Dental Practice
28 Honey Lane
Waltham Abbey
Essex EN9 3BY
☎ 01992 711199

Speakers

Summer Term 2017 - 2018



Mr Hardik Patel

Valley Dental Practice
83 Loughton Way
Buckhurst Hill
Essex IG9 6AS
☎ 020 8504 5787



Mr Satin Patel

Valley Dental Practice
83 Loughton Way
Buckhurst Hill
Essex IG9 6AS
☎ 020 8504 5787




Mr Nick Lamb

Island House Dental Surgery
2 Station Road
Woodbridge
Surrey IP12 4AU
☎ 01394 388008



Mr. Paul Jackson

72 Amwell Street
Hoddesdon
Herts EN11 8UA
☎ 01992 443649



Mr Simon Bunting

Corton Road Dental Surgery
1 Corton Road
Lowestoft
Suffolk NR32 4PH
☎ 01502 567519





Calendar 2017 -2018

2018

Friday 20th April **First Day of Summer Term**

Endodontics II and Oral medicine at
Education centre, Basildon Hospital

Friday 8th June

Practice visits

Friday 15th June

Community Outreach Day

Friday 6th July **Last Day of Summer Term**

Case Presentation Day. ES's present all
day from 9.00am

ES meeting 9am-10am