


Essex Coast Dental Foundation Training Scheme


Summer Term Programme 2016 - 2017



Developing people
for health and
healthcare

www.hee.nhs.uk

Education Centre, Basildon Hospital



Essex Coast Dental Foundation Training Scheme

Education Centre

Basildon Hospital, Nethermayne,
Basildon. SS16 5NL

☎ 01268 524900 Ext 3915

Director of Postgraduate Dentistry	Mr. Alex Baxter BDS MMedSci FDSRCPS (Glasg), FDS (Rst Dent), RCPS
Postgraduate Dental Tutor	Mr. Mansoor Qureshi BDS (U Lond) DGDP(UK)
Postgraduate Centre Manager	Mrs. Janet Ferriter
Regional Advisor Dental Foundation Training	Dr. Peter Cranfield PhD, BDS, DIC, DGDP(UK) PgCert
Regional Dental Education Facilitator	Ms. Liz Hope
Regional Dental Administrator	TBC
Training Programme Director Essex Coast Scheme	Miss Hannah Woolnough BDS (Hons) Wales PgCDE Parkview Dental Centre, 49 Fonnereau Road, Ipswich, Suffolk. IP1 3JN ☎ Mobile: 07876 224137 📧 hannah.woolnough@nhs.net

Programme published by
Health Education England—East of England
2-4 Victoria House, Capital Park,
Fulbourn, Cambridge. CB31 5XB
☎ 01223 597768

Summer Term

Venues and Subjects



Friday 28th April	Paediatric Dentistry Dental Materials	<i>B3, Education Centre, Basildon</i>
Friday 5th May	Endodontics Oral Medicine	<i>B3, Education Centre, Basildon</i>
Friday 12th May	Hints and Tips Wear and Tear	<i>B3, Education Centre, Basildon</i>
Thursday 25th, Friday 26th, and Saturday 27th May	BDA Conference	<i>Central Convention Complex, Manchester</i>
Friday 2nd June	Occlusion	<i>Rooms 1 and 4, Simulation Suite, Basildon</i>
Thursday 15th June	Bridges and Veneers	<i>Room4 Simulation Suite, B4 Education Centre, Basildon</i>
Friday 30th June	End of year review Addiction and Mental Health	<i>B3, Education Centre, Basildon</i>
Friday 7th July	Case Presentations	<i>B3, Education Centre, Basildon</i>



Summer Term

Venues and Subjects

Important Dates and Deadlines

Second 12 Foundation Skills Topics—submission by email	Friday 5th May
Case Presentation	Friday 7th July
FRCP Stage 1	Friday 14th July
FRCP Stage 2	Friday 28th July

Important Dates for Educational Supervisors

Foundation Skills marking completion date	Friday 26th May
Case Presentations	Friday 7th July
Educational Supervisors to be present all day	
FRCP Stage 1 - Completion of reports by 23rd June	Friday 14th July

Term Dates

Spring term	Friday 10th February - Friday 7th April
Summer Term	Friday 28th April - Friday 7th July
BDA Conference	Thursday 25th May - Saturday 27th May

Friday 28th April

B3, Education Centre, Basildon



Morning Session

CPD = 2.5 Hrs

09.30am **Paediatric Dentistry**

Mr. Sunny Sareen & Mr Sanjay Sareen

General Dental Practitioner



Both Sunny and Sanjay work together as GDPs and are joint trainers at Smile Dental centre. Both have a keen interest in Paediatrics, restorative, endodontics and surgical dentistry. At the practice they see a large number of paediatric patients and would like to share their experiences on this subject.

The aim of this session is to discuss common scenarios seen in primary care setting and to discuss how to treat and manage cases.

Objectives

- *The aim of this course is to make FD's understand how to manage common paediatric conditions seen in general practice.*
- *To be able to diagnose and manage common Paediatric conditions*
- *Preventative measures in general dental practice.*

Learning outcomes

- *Identify common paediatric conditions and understand the protocols*
- *Indications for referral*



Friday 28th April

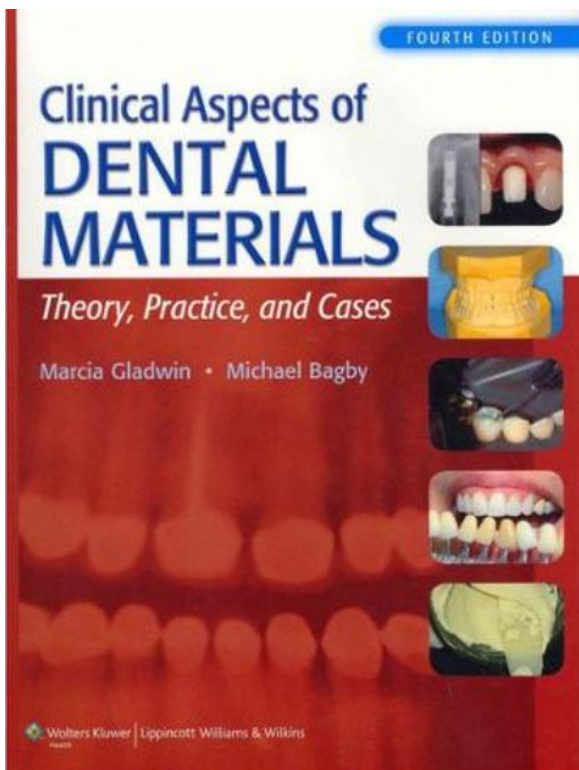
B3, Education Centre, Basildon

Afternoon Session

CPD = 2.5 Hrs

2.00pm

Dental Materials



Mrs Anneke Whelan

General Dental Practitioner

Having taught part of the dental materials course for pre-graduate students at The University of Pretoria, Anneke has always had a keen interest in new material developments and their cost effectiveness in practice.

An overview of different material choices available, compile a comprehensive list of materials and consumable required to perform a dental procedure. Calculating the material costs of a dental procedure and the profitability of the procedure by evaluating the hourly break-even cost of a practice.

Objectives

- *Participants demonstrate the ability to correctly use a dental supplier catalogue to critically evaluate the choice of dental materials available and compile a detailed list of materials and consumables required to perform a procedure*
- *Participants being able to navigate and use a dental supplier website to obtain accurate cost information in regards to a chosen dental product*
- *Participants demonstrate the ability to calculate the cost effectiveness of a procedure in relation to a surgery's hourly breakeven rate*

Learning outcomes

- *Create a comprehensive list of dental materials and consumables required to perform a dental procedure*
- *Using a dental supplier catalogue compare and evaluate different materials to perform a dental procedure*
- *Using a dental supplier website calculate the cost of the materials and consumable needed to perform a dental procedure and assess the probability of the procedure considering a surgery's hourly breakeven rate.*



Morning Session

CPD = 2.5 Hrs

9.30am Endodontics II

Mr. Martin Lazenby

General Dental Practitioner

Martin currently works in private referral for endodontics in both Essex and London's Harley Street. He was formerly a Specialist Dentist in Endodontics at the Royal London Hospital.

An overview of endodontic diagnosis and treatment planning. Covering how to diagnose endodontic disease and associated pathologies (cracked cusps, pulpitis, apical periodontitis, atypical pains, etc.). Discuss how to choose and plan treatment, how to identify potential problems before they arise, when to attempt treatment and when to refer. There will be an opportunity for attendees to bring difficult cases they wish to discuss.




Objectives

- Describe and discuss the aetiology and pathology of endodontic disease and identify terms to describe the pathology
- Discuss methods to assess a tooth with endodontic pathology and practice diagnostic skills on test cases
- Discuss how to assess the complexity of root canal treatments and practice applying these principles

Learning outcomes

- Understand and describe the endodontic disease process and use terms to identify the endodontic condition of a tooth
- Be able to appropriately investigate and diagnose a tooth with endodontic pathology
- Be able to identify factors which complicate endodontic treatment and recognize treatments that require referral



Friday 5th May

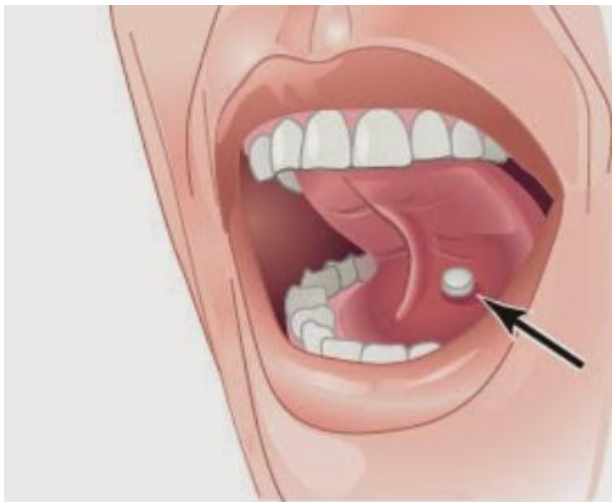
B3, Education Centre, Basildon

Afternoon Session

CPD = 2.5 Hrs

2.00pm

Oral Medicine



Mr. Mark Singh

General Dental Practitioner

Mark is a Consultant Oral and Maxillofacial Surgeon—subspecializing in Oncology. He qualified in 1998 at The Royal London Hospital with his BDS and worked in Grays, Essex for his VT. He then worked between Basildon and Southend Hospitals as a SHO and completed his MFDS before going to study Medicine. He came back to Essex to complete his surgical training before his registrar training along the South Coast of England. He is currently a Consultant at Broomfield Hospital.

The talk will consist of the biology of oral cancer and its treatment. Common oral lesions referred to OMFS and how to assess lesions better. Anatomy quiz will involve a pre-test followed by answers with understanding of the application of the knowledge.

Objectives

- *How to appropriately refer oral lesions*
- *Improve knowledge of anatomy*
- *Understand cancer treatments*

Learning outcomes

- *Improved awareness of oral lesions*
- *Ability to apply anatomy knowledge*
- *Understand oral cancer*

Friday 12th May

B3, Education Centre, Basildon



Morning Session

CPD = 2.5 Hrs

9.30am **Hints and Tips**

Mr. Promodah Datta
General Dental Practitioner




During his thirty six years of practice, Mr. Datta has compiled a list of “tricks of the trade” - simple ideas and shortcuts that make certain tasks much easier. This session has always rated highly with past FD groups.

Objectives

- *To gain from the everyday dental experience of a committed Trainer and MJDF Tutor.*

Learning outcomes

- *How to make life easier for yourself when performing certain dental treatments by utilizing the demonstrated procedures.*



Friday 12th May

B3, Education Centre, Basildon

Afternoon Session

CPD = 2.5 Hrs

2.00pm **Wear and Tear—Tooth surface loss**



Mr. Saifudin Najefi

General Dental Practitioner

Mr. Najefi has been a ES for the past 17 years. He has lectured on certain topics including Wear & Tear for more than seven years. He is an examiner for MJDF, ORE and LDSRCS. He is a Clinical Educator at the University of Essex. He is also Director for N.W. Thames division of RCS Eng.

During this session we will review the aetiology of tooth surface loss. Determine when TSL is pathological. Help the patient to decide whether treatment is indicated. Devise appropriate treatment plans. Rationale for treatment of difficult cases.

Objectives

- *Understand the aetiology of TSL and its prevention*
- *Successfully recognize the appearance of TSL*
- *Have confidence in treating simple cases of TSL*

Learning outcomes

- *Have confidence in knowing when to, and how to, monitor, treat, or refer the patient*
- *Successfully recognize the appearance of TSL*
- *Devise appropriate treatment plans—simple and difficult cases*

Thursday 25th, Friday 16th,
and Saturday 27th May

Central Convention Complex, Manchester



For information and to download the
conference programme visit the BDA
Conference website:


www.bda.org/conference



For more information about the venue
and how to get there:

www.manchestercentral.co.uk





Thursday 25th, Friday 16th,
and Saturday 27th May

Central Convention Complex, Manchester

Three Day Session

Minimum CPD =
10 Hrs

BDA Conference

A full conference and exhibition pass will be provided for you. Prior to attending, you will be required to submit a conference plan outlining how you plan to meet your identified learning needs through the sessions detailed in the Conference Programme. This will be approved by your trainer. You must provide a certificate showing a minimum of 10 hours of CPD for the event covering all three days to receive your FP84 and claim back your travel and hotel expenses.

BRITISH DENTAL CONFERENCE & EXHIBITION 2017

25 - 27 May | Manchester

Friday 2nd June

Rooms 1 and 4, Simulation Suite, Basildon



All Day Session

CPD = 5 Hrs

9.30am **Occlusion**

Mr. Saifudin Najefi & Mr. Paul Jackson

General Dental Practitioners



Mr Najefi has been a ES for the past 17 years. He has lectured on certain topics including Occlusion for more than seven years. He is an examiner for MJDF, ORE and LDSRCS. He is a Clinical Educator at the University of Essex. He is also Director for N.W. Thames division of RCS Eng.

Mr Jackson is a Foundation Trainer. He is also a GDC expert witness and has presented on this related topic for over ten years.

To evaluate and analyse the concepts of occlusion. To increase your understanding of the jaw relationships and function. To allow one to identify problems caused by poorly executed treatment. To acquire skills which allow you to recognize and treat TMDS.

Objectives

- *To explore the role of occlusion in general practice*
- *To increase your understanding of the jaw relationship—in function*
- *Recognize when alteration in the existing occlusal scheme might be beneficial to case treatment*

Learning outcomes

- *Better understanding of how occlusion affects treatment planning*
- *Use of Face bow and Denar semi-adjustable articulator*
- *How to deal with wear cases*
- *To allow one to identify problems by poorly executed treatment*



Thursday 15th June

Room 4 Simulation Suite, B4 Education Centre,
Basildon

All Day Session

CPD = 5 Hrs

9.30am **Bridges and Veneers**

Mr. Mike Kelly

General Dental Practitioner



Mike is a GDP Training Programme Director (KSS West) Facilitator and 35 years' experience Masters degree in the area course delivered at least 50 times.

A facilitated discussion seminar utilizing study model cases and a hands on element to consider the assessment of patient for bridges and veneers assess the other options available and the design options for simple bridgework together with critical review of the evidence available.

Objectives

- *Understanding the difference between the UK and American approach to veneers*
- *Assess a patient for the appropriate provision of bridges or veneers*
- *Decide between conventional and RB bridgework*

Learning outcomes

- *An ability to use a tiger bur*
- *Ability to decide when other options for tooth replacement are more appropriate*
- *Compare and contrast conventional versus RB bridgework*

Friday 30th June

B3, Education Centre, Basildon



Morning Session

CPD = 2.5 Hrs

9.30am **End of year review**

A review of the Foundation Training Year so far and how it has impacted you as an individual. What next?! We will cover your CPD requirements for the future and how to plan your PDP to make sure you don't get caught short and find your registration at risk.

Afternoon Sessions

CPD = 2.5 Hrs

2.00pm **Addicton**

Mr Simon Bunting

General Dental Practitioner

Simon is a GDP in Lowestoft and VT Trainer for nearly 20 years. He has an interest in implants.

Description of a journey into addiction and recovery

Objectives

- Increase understanding of addition
- Increase awareness of help and support networks
- Describe the physical, mental and spiritual aspects of this disease

Learning outcomes

- To recognize addictive behavioural patterns
- Where to seek help
- To understand you can only help someone who wants help



Friday 7th July

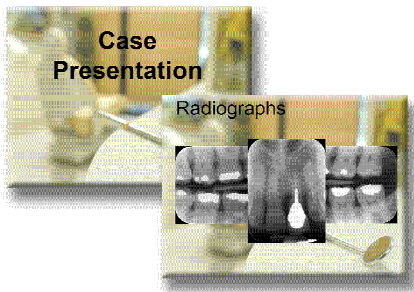
B3, Education Centre, Basildon



All Day Session

CPD = 5 Hrs

9.30am **Case presentations**



Educational Supervisors
meeting at 9.00am,
ESs are expected to
attend all day

Trainers

General Dental Practitioners

Today's session involves presenting a 10 minute Powerpoint presentation of one of your own clinical cases. Please include clinical photographs, radiographs and bring study models where necessary. The powerpoint presentation will then need to be uploaded to your epdp.

Please also bring anonymised copies of your patients notes.


Please ensure your presentation is on a USB stick and all printing is completed before you arrive at the center as printing facilities are limited on site.

Objectives

- *To gain further experience in presenting a clinical case to your peers for critical appraisal.*

Learning outcomes

- *To gain further learning and understanding through questioning of your own case and the presentation and questioning of your peers.*



Friday 7th July

B3 Education Centre, Basildon

Case Selection:

The case that is chosen should demonstrate aspects of care, which involve different clinical disciplines. It is not necessary to concentrate on excessively complex or unusual cases, but entrants should choose a case that is appropriate to their skills at the point in their career development. A background routine treatment, where a specific problem has been highlighted and managed, is what the panel are looking for in the case that is chosen.

Features of the Presentation:

The essential features that must be demonstrated are an ability to:

- * Take a good history
- * Record an accurate diagnosis
- * Prepare a sound treatment plan based on a concern for patient care and the patient's expectations.
- * Give an account of the treatment undertaken and if there are any changes from the original plan, outline the reasons for them
- * Use models, radiographs and photographs as evidence to support the choice of treatment and to demonstrate a satisfactory completion of treatment
- Discuss the likely prognosis and future management of the patient

Case Presentations:

Case 'A'

Introduction

Presenting Complaint and History of PC

Patients requests / Expectations

History (Social, medical and previous dental)

Examination

(a) Extra Oral

(b) Intra Oral

* Soft tissues



...../Cont'd

Diagnosis (es) (Provisional and Definitive)

Treatment Plan (Provisional and Definitive)

Discussion of Treatment Plan including headings for:

Options, Patient Input, Discussion - reasons, philosophy


Treatment Description (short)

Prognosis

Discussion (and reflection)

Addenda:

Medical History form, diet sheet, periodontal charts, Lab forms, copies of anonymised clinical notes and radiographs, and most important, the patient consent form.



Some questions for critical appraisal of a Case Study

Structure

- * Is the account concise and neatly presented?
- * Were aspects of history (SH, MH, DH) properly obtained and reported?
- * Was proper account taken of any significant findings from history (SH, MH, DH) in subsequent management?
- * Are all the records present?
- * What is the quality of record keeping?
- * Are codes and indices (e.g. BDP) used accurately and correctly?
- * What is the quality of artefacts (Rads, models, Rx to lab. etc)?





Friday 7th July

B3 Education Centre, Basildon

Process



- * Were all relevant aspects of the examination and appropriate special tests carried out?
- Was the diagnosis (es) stated clearly and correctly?
- * What disease control measures were employed?
- * Were all suitable options considered?
- * Did the patient have adequate input to the decision making process?
- * Was the patient given enough information for consent to be valid?
- * Was the treatment plan appropriate and in the patient's best interests?
- * Were appropriate issues regarding diagnosis, treatment plan, outcome, prognosis and possible future treatment needs considered in the 'Discussion'?

Outcome

- *Was the treatment plan formed with appropriate long-term goals in mind?*
- * *What was the prognosis?*
- * *Was adequate provision made for possible failure?*
- * *Is there evidence of health gain? (Possible use of audit)*
- *Were patient's expectations / requests dealt with appropriately?*
- *Does the account in the Case Study tie up with clinical records?*
- * *What did you learn from this case?*
- * *What would you do differently if you could start this case again?*
- * *If it were your mother / father / wife / daughter (etc) would you be happy for this treatment to be carried out?*

PML Evidence

Sessional Content for e-Portfolio



	Dental Materials	Paediatric Dentistry	Oral Medicine	Endodontics	Wear and Tear	Hints and Tips	Occlusion	BDA Conference
Professionalism								
Appraisal	✓			✓				
Clinical audit and peer review	✓			✓	✓			
Confidentiality								
Ethical behaviour		✓		✓		✓	✓	
Critical evaluation	✓			✓	✓	✓	✓	
Decision making	✓	✓	✓	✓	✓	✓		
GDC Scope of Practice	✓							
Whistleblowing								
Management of difficult patients	✓		✓	✓	✓	✓	✓	
Patient safety		✓		✓		✓		
Self-awareness		✓		✓		✓	✓	
Professionalism and Management								
Basic Life Support training								
Consent				✓				
Equality & Diversity								
GDC Standards	✓							
NHS complaints procedure								
Referring patients	✓	✓		✓	✓	✓	✓	
Management								
COSHH regulations								
Dental equipment selection, care and maintenance	✓			✓				
Data Protection								
Employment contracts/associate agreements for dentists								
Employment Law basics								
Finance	✓							
Health & Safety requirements in dentistry	✓							
Infection control procedures								
NHS prescribing	✓							
NHS Rules & Regulations in Dentistry	✓							
Prescribing, directing, taking, processing and interpreting radiographs				✓				
Range and scope of NHS dental care	✓			✓				✓
Record keeping		✓	✓			✓	✓	
Use of emergency drugs								
Information Governance								
Safeguarding Children and Adults		✓						
Leadership								
Facilitating learning in others								
Quality management and improvement								
Role model								
Teamwork		✓						

Speakers

Summer Term 2016 - 2017




Mr. Sunny Sareen

Smile Dental Centre
438 Whitmore Way
Basildon
Essex SS14 2EZ
☎ 01268 520555



Mr. Sanjay Sareen

Smile Dental Centre
438 Whitmore Way
Basildon
Essex SS14 2EZ
☎ 01268 520555



Mrs. Anneke Whelan

Stanstead Abbots Dental Practice
17 High Street
Stanstead Abbots
SG12 8AA
☎ 01920 877745



Mr. Martin Lazenby


17 Clarence Road
Southend-on-Sea
Essex SS1 1AN



Mr. Mark Singh

Consultant OMFS
Broomfield Hospital
☎ 01245 362000





Speakers

Summer Term 2016 - 2017



Mr. Promodh Datta

Grays Dental Centre
65/67 High Street
Grays
Essex RM17 6NX
☎ 01375 382166



Mr Saifudin Najefi

Homsteads Dental Care Centre
273 Southend Road
Stanford-le-Hope
Essex SS17 8HD
☎ 10375 675710



Mr. Paul Jackson

72 Amwell Street
Hoddesdon
Herts EN11 8UA
☎ 01992 443649



Mr. Mike Kelly

Southview Dental Centre
Southview
Edenbridge
Kent TN8 5NR
☎ 01732 865021



Mr. Alex Baxter

Director of Dental Education
2-4 Victoria House
Capital Park
Fulbourne
Cambridge CB21 5XB
☎ 01223 597



Mr. Simon Bunting

Corton Road Dental Surgery
1 Corton Road
Lowestoft
Suffolk NR32 4PH
☎ 01502 567519

Calendar 2016 -2017



2017

Friday 28th April **First Day of Summer Term**

Paediatric Dentistry/Dental Materials at Education centre, Basildon Hospital

Thursday 25th to Saturday 27th May

British Dental Association Conference Manchester

Friday 7th July **Last Day of Summer Term**

Case Presentation Day. ESs present all day from 9.30am