

Basildon

*Foundation Training Scheme
for
General Dental Practice*

Spring Term

12th February — 11th March 2016

Education Centre, Basildon Hospital



Basildon Foundation Training Scheme

Education Centre

Basildon Hospital, Nethermayne
Basildon SS16 5NL

☎ 01268 524900 Ext 3915

Director of Dental Education

Postgraduate Dental Tutor

Postgraduate Dental Administrator

Regional Advisor in General Dental Practice

Regional Dental Foundation Training Administrator

Regional Foundation Training Administrator

Foundation Training Advisor
Basildon Scheme

Mr. Alex Baxter BDS MMedSci FDSRCPS (Glasg),
FDS (Rst Dent), RCPS

Mr. Mansoor Qureshi BDS (U Lond) DGDP(UK)

Mrs. Janet Ferriter

Dr. Peter Cranfield PhD, BDS, DIC, DGDP(UK)

Miss. Elizabeth Hope


Mr. Matthew Ansell

Dr Andrea Ogden BSc.BDS.MJDF.RCS
(Eng).PCert.

Homesteads Dental Care Centre
273 Southend Road
Stanford-le-Hope
Essex SS17 8HD

☎ Practice: 01375 675710
Mobile: 07843 021807

💻 andrea.ogden@nhs.net



Programme published by
Foundation Dental Education
Basildon & Thurrock University Hospital
Nethermayne, Basildon, Essex SS16 5NL
☎ 01268 524900 ☎ 01268 394671

GENERAL FORMAT

The day release course will be eight hours per day with breaks for lunch (1 hour), tea and coffee as appropriate. Typically, a day will be 09.30-13.00 for the morning session and 14.00-17.30 for the afternoon session with coffee at 11.00 and tea at 15.30. A day will count as 5 hours CPD. Some days are residential at Conference Centres or hotels. These are professional Postgraduate study days and attendance of partners, relations and friends is not allowed.

MAIN TOPICS

These will be presented by speakers with an interest and expertise in this area as it relates to General Dental Practice. The majority will be presented by general practitioners some of whom will be your Trainers. There will be time at the start of each day of the course at Basildon for group problem solving.

GROUP WORK

This will involve, amongst other activities, journal discussions, problem solving, case presentations and short topics. It is your involvement that will make these sessions work.

NOTE FOR TRAINERS

Trainers are welcome to attend certain of the day-release sessions. The programme is approved under Section 63; travel and subsistence expenses are reclaimable at the current rates.

Attendance at the Trainers' meetings is mandatory.

Please note: Training days are usually but not always on a Friday

Location of Training facilities at Basildon



The Education Centre is located at the far end of the hospital grounds. Please park in the multi-storey car park on your right. When you exit at the front/side of car park, turn right, pass the Outpatients Department on your left, pass the Dermatology Unit on your right and we are directly ahead.

The Simulation Centre is located on the hospital campus directly behind 'F' Block that is to the right of the Education centre.



The Cardiothoracic Centre is located at the rear of the hospital site.

The Education Centre is on level D. When you exit the lift please turn to your right and follow the corridor until you reach the Education suite at the far end.

Spring Term

Venues and Subjects

SPRING TERM

Friday 12th February

Minor Oral Surgery

Simulation suite, Basildon

Friday 19th February

Rules & Regulations/Dental Photography

B3, Education centre, Basildon

Friday 4th March

Oral Medicine/Endodontics II

B2, Education centre, Basildon

SPRING TERM

LOCAL APPOINTMENT EVENT AT
BASILDON HOSPITAL ON THURSDAY 17TH MARCH 2016

Friday 18th March Prosthetics *Simulation suite, Basildon*

9.30am Minor Oral Surgery in General Practice

Mr David Madan
Consultant Oral Surgeon



The removal of certain wisdom teeth, buried roots, hemisection and certain aspects of soft tissue surgery are all part of general practice needing no referral. Recognising what you are capable of carrying out, and being confident, are a matter of experience and training.

We will be working with pigs jaws to practice the techniques of bone removal and correct use of instruments to remove teeth.



2.00pm MOS continued

This afternoon will continue with suturing both in and around the mouth.

The various types on suture material, needle sizes and types of suture will be discussed and practiced on pig's jaws.



Aim of session:

To explain what are suitable cases for treatment in general practice and more importantly what you should be referring at this stage of your career. A look at the equipment and techniques required for minor oral surgery.

Learning outcome:

To understand what equipment should be available in practice and how to use it for the safe removal of teeth and wound closure. Being able to assess cases and not to attempt the impossible at this stage of your career.



9.30am

NHS Rules & Regulations

Mr Mohammed Chohan & Mr Jinesh Vaghela



“Can I do 3 root canals and 3 crowns on the NHS?”. “If I refer the patient to the hygienist, am I misleading the patient with regards to periodontal treatment on the NHS”, “I want to crown a tooth I root treated 8 weeks ago. Is this classed as a new course of treatment?”.



A lot of DFTs have many questions with regards to the NHS Contract. There is a lot of ambiguity and confusion of what can be offered on the NHS. This session will unravel the mysteries and provide a simple overview of what is expected from NHS Dentists in England. It will introduce the trainees to nGDS system and help understand the UDA banding of treatment. It will cover the mandatory services under the nGDS and what is available under the NHS.

Aim of session:

- *Overview of what is expected from NHS Dentists in England.*
- *Mandatory services under the nGDS.*
- *What is available under the NHS.*



Learning outcome:

- *Introduce and understand the nGDS system.*
- *To understand the UDA banding of treatment.*
- *To learn about what is and what is not offered within the NHS.*

PTO....afternoon session

Friday 20th February

B3, Education centre, Basildon

2.00pm

Dental Photography



This interactive session will cover all aspects of the use of digital photography in dental practice. This includes intra-oral, extra-oral and portraits. The trainees will be taken through photography, from the basics of choosing correct equipment and setting it up, to optimum settings, techniques for consistent imaging and the safe storage of images. No previous knowledge is necessary, and if you have access to a digital SLR Camera or own one, then please bring it along with you. The practical component of this fun workshop will involve working in groups to take some extra oral and intra oral photographs. The session will also cover which photographs would be desired for the end of year DFT Case Presentations.

Aims of session:

- *The uses of digital photography within dentistry.*
- *What equipment we require for dental photography.*
- *What views to take and how to take them.*

Learning outcome:

- *To understand and appreciate the uses of clinical photography within dentistry.*
- *To become familiar with the functions of a digital SLR Camera for dental photography.*
- *Learn about the equipment we require for dental photography and how to use it.*

Please bring with you:

Any digital SLR Camera that you may have

9.30am Oral Medicine and Oral Cancer Updates

Mr Mark Singh



Mark qualified in 1998 at The Royal London Hospital with his BDS and worked in Grays, Essex as a VT. He then worked between Basildon and Southend Hospitals as a SHO and completed his MFDS before going on to study Medicine. He returned to Essex to complete his surgical training before his registrar training along the South Coast of England. He is currently a Consultant OMFS Gloucester & Cheltenham.

Updates on the current managements of common oral medicine conditions in practice. Also looking at the recent advances in oral cancer treatment and skin cancers.



Aims of session:

- Differentiate between benign and malignant conditions in the head and neck
- Recognise suspicious lesions
- List other conditions commonly mistake for cancer

Learning outcome:

- Refer lesions with confidence and appropriateness
- Recognise a suspicious lesion on the head and neck
- Define malignancy and understand its pathogenesis



Friday 4th March

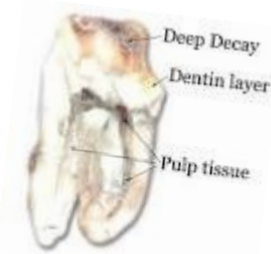
B2, Education centre, Basildon

2.00pm Endodontics II

Mr Martin Lazenby



Martin qualified from Bart's and the London Dental School. After completing vocational training in Essex he worked in hospital dentistry, first as and SHO in Oral & Maxillofacial Surgery and then as a Core Trainee in Restorative Dentistry. After this he returned to practice, where he completed and MSc in Endodontics. He now works primarily as an endodontist and splits his time between the Royal London and private practice in Southend and London's Harley Street.



An overview of endodontic diagnosis and treatment planning. Covering how to diagnose endodontic disease and associated pathologies (cracked cusps, pulpitis, apical periodontitis, atypical pains, etc). Discuss how to choose and plan treatment, how to identify potential problems before they arise, when to attempt treatment and when to refer. There will be an opportunity for attendees to bring difficult cases they wish to discuss.



Aims of session:

- *Develop an understanding of endodontic disease and how to diagnose and categorise it*
- *Learn to assess a tooth for endodontic treatment and how to plan such treatment*
- *Be able to identify factors which complicate endodontic treatment and recognise treatments that require referral*

Learning outcome:

After this session attendees should be able to understand and diagnose disease of endodontic origin and plan basic treatments. Additionally they should be able to identify features which complicate treatment and identify where treatment lies beyond their current ability



9.30am **Prosthetics**

Mr Saifudin Najefi



Saif Najefi is a trainer on the Essex Coast Scheme. He is also an MJDF Examiner, ORE Examiner, and has been appointed for the forthcoming LDSRCS(Eng) Examinations. He was a part-time Clinical Tutor at Southend Outreach, under the auspices of Barts and The London Dental School until recently. He is the present Director of N.W. Thames division of FGDP (UK) and the Past-President of the Anglo-Asian Odontological Group. He is a Clinical Educator and a part-time lecturer for the University of Essex (Hygienists). He is a dentist with special interests in Orthodontics and Implants.



Aims of session:

- *Partial dental design/cobalt/chrome*
- *Impression taking exercise—problems with taking impressions and how to avoid them*
- *Hints and tips and problem solving/risk assessment*



Learning outcome:

- *To become more confident in diagnosing and treating denture related problems.*
- *To learn how to diagnose and treat common problems with complete dentures.*
- *Implant supported dentures*



Speakers

Spring Term 2015 - 2016

Mr David Madan


81 Rayleigh Road
Hutton
Brentwood
Essex CM13 1AP



David Madan

Mr Mohammed Chohan

Cobbins Brook Dental Practice
28 Honey Lane
Waltham Abbey
Essex EN9 3BY
☎ 01992 711199



Mohammed Chohan

Mr Jinesh Vighela

Cobbins Brook Dental Practice
28 Honey Lane
Waltham Abbey
Essex EN9 3BY
☎ 01992 711199



Jinesh Vaghela

Speakers

Spring Term 2015 – 2016

Mark Singh



Mr Mark Singh
Oral & Maxillofacial Consultant
Department of Oral & Maxillofacial Surgery
Gloucester Royal Hospital
Great Western Road
Gloucester GL1 3NN

Martin Lazenby



Mr Martin Lazenby
17 Clarence Road
Southend-on-Sea
Essex SS1 1AN

Saifudin Najefi



Mr Saifudin Najefi
273 Southend Road
Stanford-le-Hope
Essex
SS17 8HD
☎ 01375 675710