



Regional Hospital Study Programme

The British Racing School, Newmarket

TUESDAY 02 JULY 2013
9:30 am – 4:30 pm

Junior Papers Day

Survey overview

Number of respondents: 26
Expected number of respondents: 80
Response rate: 32.5%
Launch date: 02 Jul 2013
Close date: 26 Jul 2013

Section 1: Personal Details

1. Please leave your *Full Name*

There are too many responses to display on this page






2. Please leave your *GDC Number*

There are too many responses to display on this page

3. Please leave your *Email Address*

There are too many responses to display on this page























4. Please select your *Trust*












Southend Hospital NHS Trust:		7.7%	2
Luton & Dunstable Hospital NHS Trust (Beds, Herts, Bucks OMFS Network):		26.9%	7
Queen Elizabeth Hospital King's Lynn NHS Trust:		11.5%	3
Basildon & Thurrock University Hosp NHS Foundation Trust:		0.0%	0
Peterborough & Stamford Hospitals:		3.8%	1
The Ipswich Hospital NHS Trust:		11.5%	3

Addenbrooke's Hospital - Camb Univ Hosp NHS Foundation Trust:		7.7%	2
Norfolk & Norwich University Hospital:		15.4%	4
Mid Essex Hospitals NHS Trust:		11.5%	3
Princess Alexandra Hospital NHS Trust:		3.8%	1

5. Are you in post as a DF2/SHO?			
Yes:		42.3%	11
No:		57.7%	15
5.a. If YES, how long have you been in your current post?			
< 1 Year:		81.8%	9
1-2 Years:		18.2%	2
2-3 Years:		0.0%	0
3-4 Years:		0.0%	0
> 4 Years:		0.0%	0
5.b. How long in total have you been in post as an SHO?			
< 1 Year:		63.6%	7
1-2 Years:		27.3%	3
2-3 Years:		0.0%	0
3-4 Years:		0.0%	0
> 4 Years:		9.1%	1
5.c. If NO, what is your current post?			
Consultant:		46.7%	7
Associate Specialist:		6.7%	1
Staff grade:		0.0%	0
Trust Doctor:		0.0%	0
Specialty Doctor:		13.3%	2
Other (<i>please specify</i>):		33.3%	5
Clinical observer			
locum consultant			
Specialty Registrar			
Specialty Registrar (ST5)			
StR			

Section 2: Regional Hospital Study Programme Feedback

6. Part 1			
6.a. Format for the Study Day -- Please rate using the following scale; 1 = Poor / 6 = Good			
1:		7.7%	2
2:		7.7%	2
3:		0.0%	0
4:		0.0%	0
5:		46.2%	12
6:		38.5%	10
6.b. Interest and Usefulness of the topics -- Please rate using the following scale; 1 = Poor / 6 = Good			
1:		3.8%	1
2:		7.7%	2
3:		3.8%	1
4:		11.5%	3
5:		46.2%	12
6:		26.9%	7
6.c. Did you learn new facts -- Please rate using the following scale; 1 = Poor / 6 = Good			
1:		3.8%	1
2:		7.7%	2
3:		3.8%	1
4:		3.8%	1
5:		50.0%	13
6:		30.8%	8
6.d. The day helped me understand the presented subjects better -- Please rate using the following scale; 1 = Poor / 6 = Good			
1:		3.8%	1
2:		3.8%	1
3:		3.8%	1
4:		15.4%	4
5:		53.8%	14
6:		19.2%	5

7. Part 2			
7.a. Venue / Facilities -- Please rate using the following scale; 1 = Poor / 6 = Good			
1:		7.7%	2
2:		7.7%	2
3:		7.7%	2
4:		15.4%	4
5:		30.8%	8
6:		30.8%	8
7.b. Administration / Organisation -- Please rate using the following scale; 1 = Poor / 6 = Good			
1:		3.8%	1
2:		7.7%	2
3:		3.8%	1
4:		0.0%	0
5:		38.5%	10
6:		46.2%	12

8. Are there any further comments you would like to make?
 There are too many responses to display on this page

9. Do you have any ideas / suggestions for future study days?
 There are too many responses to display on this page

END OF QUESTIONS