


Cambridgeshire and Peterborough Dental Foundation Training Scheme



Autumn Term Programme 2022-2023





Cambridgeshire and Peterborough Dental Foundation Training Scheme

The Postgraduate Medical Centre (PGMC)

Deakin Centre, Level 1, 111 Hills Road, Cambridge, CB2 0QQ

Tel: 01223 256562

Prince William Education Centre (PWEC)

Kettering General Hospital, Rothwell Road, Kettering, Northamptonshire, NN16 8UZ

Tel: 01563 491184

East of England Region

Regional Postgraduate Dental Dean

Malcolm Brady

Regional Dental Account Manager

Patti Bradshaw

Regional Dental Faculty Support Officer

TBC

Regional Faculty Support Administrator

TBC

Postgraduate Centre Manager

Jonathan Wardrop (Cambridge)

Laura Wane-Bruce (Kettering)

Scheme Administrator

Vacant Post

Training Programme Director

Mr Uday Patel

BDS LDS RCS (Eng) MJDF Pg Cert Dental Ed.
MA Dental Law

10 Market Square, Sandy,
Bedfordshire, SG19 1HU.

01767 681100

Uday.Patel@hee.nhs.uk



Cambridgeshire and Peterborough Dental Foundation Training Scheme

Index to Autumn Term Programme

East of England Region	2
Index	3
Cambridgeshire and Peterborough Scheme Postgraduate Centre	4
List of Study Days for Autumn Term	6
Details of Study Days	10
ESs and FDs of Cambridgeshire and Peterborough Scheme	31
Online Learning 2022-2023	34
e-LIFT Project 2022-2023	38
Milestones and APLAN 2022-2023	39
Problem Solving and Support Cambridgeshire and Peterborough Scheme	40
Claiming Travel and Subsistence 2022-2023	41
Audit Project 2022-2023	42
Practice Equipment List 2022-2023	43



Cambridgeshire and Peterborough Dental Foundation Training Scheme

The Postgraduate Medical Centre (PGMC)



The Deakin Learning Centre is a friendly and inclusive learning environment designed to provide a range of high quality community services combined with excellent education and training provision.

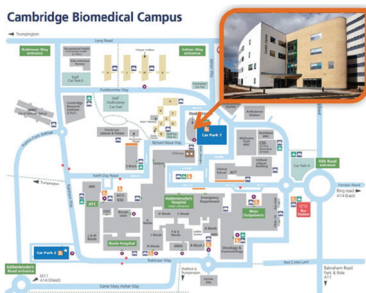
We are situated to the south of the historic city of Cambridge, at the heart of Addenbrookes Hospital Biomedical Campus.



We offer a range of programmes and services in our innovative, world-class facility.

The Postgraduate Medical Centre is situated on the first floor of the Deakin Centre and provides the infrastructure and support to facilitate education, training and continuing development of health professionals.

Location and Map



The biomedical Campus is well served by the following public transport methods: Bus/ Train and Guided Busway from the Trumpington Park and Ride Facility

It also houses 2 multi-story car parks, one adjacent to the Deakin Centre.



Cambridgeshire and Peterborough Dental Foundation Training Scheme


Prince William Education Centre (PWEC)



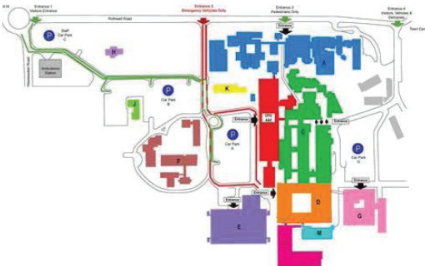
Prince William Education Centre (PWEC) is situated on the Kettering General Hospital site. Our dental clinical skills developing lab include a training systems and equipment that are designed to use for a wide variety of teaching and assessment purposes.

The training lab also offers dental students a technologically advanced, personalized learning experience by providing an ideal interactive environment for both instructors and students. Each student workstation contains phantom heads giving students the best virtual patient care experience possible in a non-clinical setting.

We have on site catering facilities, which serves hot and cold food (Baquetteaway), as well as a Costa Coffee and a WE CARE café which provides hot drinks.



Location and Map



Car parking is available at the hospital - Car Park B would be the nearest option for the centre - this is charged at £15 for the day.

The nearest entrance to the centre will be via Centenary Wing, go down the slope turn right and the centre is first on the left. Alternatively Kettering Train Station is a 10/15 minute walk away.

Refer to map (left)- C

Edit



Autumn Term

Venues and Subjects

Wednesday 7th September	Scheme Induction (1) Clinical Skills Refresher	<i>Prince William Education Centre, Kettering</i>
Thursday 8th September	NHS Rules and Regulations Scheme Induction (2)	<i>PGMC, Cambridge</i>
Friday 16th September	Pain and Anxiety Management (Part1)	<i>Virtual Remote Learning Platform - Links to be confirmed.</i>
Friday 16th September	Regional Induction - Welcome and Introduction Using the Dental ePortfolio Introduction to the GDC The NHS Business Services Authority. -- The Role of the Lead Employer in DFT. Mandatory e-Learning (pm)	<i>Virtual Remote Learning Platform - Links to be confirmed.</i>
Friday 23rd September	No Study Day	<i>Refer to practice clinical hours</i>
Friday 30th September	Clinical Photography	<i>Room4, Deakin Centre, Addenbrookes Hospital</i>
Wednesday 5th October	Communication Skills	<i>PGMC, Cambridge</i>
Friday 14th October	Mandatory e-Learning Self-Study Day	<i>Online self-study day</i>
Friday 21st October	Teamworking with your Nurse Teamwork - A joint meeting for FDs and ESs	<i>PGMC, Cambridge</i>

Friday 28th October	Milestone 1	<i>PGMC, Cambridge</i>
Friday 4th November	Prosthetics	<i>Prince William Education Centre, Kettering</i>
Friday 18th November	Endodontics	<i>Prince William Education Centre, Kettering</i>
Friday 25th November	Paediatric Dentistry Orthodontics	<i>PGMC, Cambridge</i>
Friday 2nd December	Treatment Planning	<i>Virtual Remote Learning Platform - Links to be confirmed.</i>
Friday 9th December	Dento-Legal Aspects to GDP	<i>PGMC, Cambridge</i>
Friday 16th December	Periodontology	<i>Virtual Remote Learning Platform - Links to be confirmed.</i>

Important Dates and Deadlines

Early Stage Review	Friday, 21 October 2022
Practice Multi Source Feedback (MSF1)	Friday, 21 October 2022
Milestone 1 emergency case presentation on study day	Friday, 28 October 2022
Practice Multi Source Feedback (MSF2)	Friday, 9 December 2022
Patient Satisfaction Questionnaire (PSQ)	Friday, 16 December 2022
Milestone 2 molar RCT case to upload on APLAN	Friday, 13 January 2023
Clinical Audit Powerpoint Presentation on study day	Friday, 27 January 2023
e-LiFT Project to upload on APLAN	Friday, 7 April 2023



Wednesday 7th September

Prince William Education Centre, Kettering

Day Session

09.15

Scheme Induction (1)

CPD Hrs = 3

Mr Uday Patel

Scheme Training Programme Director

Learn about the Dental Foundation Training year, the induction process, the support services available and the commitment needed to complete the year.

Objectives

- *To introduce and orientate delegates to the Dental Foundation Training programme.*
- *To give delegates tools to develop their role as a Foundation Dentist throughout the year.*
- *Inform delegates of the requirements of Foundation Training and to develop teamwork skills.*



Learning Content

- *"Be able to demonstrate an understanding of learning styles and reflection."*
- *Define the timeline of the Dental Foundation Training year.*
- *Have a knowledge of their peer group and Midlands & East HEE personnel together with an enhanced ability to work with others as a team.*

GDC Outcomes: A B C D

12.30

End

Rahendra Naidoo

GDP and ES

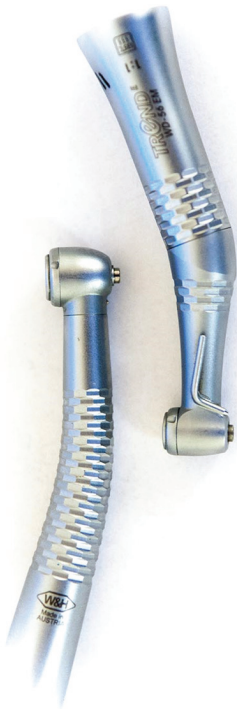
This session is an opportunity to carry out clinical work in a skills room and to revisit many straightforward clinical techniques and processes and to refresh the skills learned whilst at dental school. It is an opportunity for peer review and guidance from some of the Scheme's Educational Supervisors.

Objectives

- *Be able to evidence the systematic and accurate removal of simulated dental caries.*
- *Have an opportunity to refresh dental preparation skills on a simulator prior to starting work in general dental practice.*
- *To have practised cutting a full crown preparation.*

Learning Content

- *Appreciation of the importance of accurate caries removal and the preservation of sound dentine and supported enamel*
- *Knowledge of any requirements for targeted support by the ES.*

GDC Outcomes: C D

16.15

End



Thursday 8th September

PGMC, Cambridge

Morning Session

09.30

NHS Rules and Regulations

CPD Hrs = 3

Mr Uday Patel

Training Programme Director

Provide Foundation Dentists with a working knowledge of the rules and regulations applying to the provision of NHS dental care for their patients and to ensure they are able to inform patients appropriately of the availability of NHS services.


Objectives

- Explain how and when to claim for NHS treatment that has been provided to patients.
- Define the rules regarding provision of NHS dental care.
- Have the ability to talk confidently about what can be provided through NHS dental services.

Learning Content

- List the structures and content of NHS treatment bands and associated NHS banding charges.
- Apply the rules regarding provision of NHS dental care.
- Be able to perform within the structure of NHS GDS contracts.

GDC Outcomes: A B D



12.30

End



Thursday 8th September

PGMC, Cambridge

Afternoon Session

13.30

Scheme Induction (2)

CPD Hrs = 3

Uday Patel

Training Programme Director

To reinforce coursework details and expectations from earlier Regional and local induction processes.


Objectives

- *Explain in more detail the work required to complete the e-Lift projects.*
- *Define the process of conducting a clinical audit and the preparation required to complete this element of the coursework schedule.*
- *Ability to complete the three Milestone cases Foundation Dentists are required to undertake to the standard set.*

Learning Content

- *Design and produce a clinical audit to a satisfactory standard of work to meet expectations.*
- *Foundation Dentists will be able to recognise the workload involved regarding coursework elements.*
- *Identify the requirements to produce a satisfactory standard of work to meet expectations, including those for e-LIFT and Milestones.*

GDC Outcomes: A B C D





Friday 16th September

Virtual Remote Learning Platform - Links to be confirmed.

Day Session

09.30

Pain and Anxiety Management (Part1)

CPD Hrs = 3

Thomas O'Connor

Senior Dentist, Cambridge Community Services, Lecturer Eastman/UCL

To address the successful management of dental pain and anxiety in a clinical setting, through a variety of pharmacological and non-pharmacological methods

Objectives

- Assess your current management of dental pain and anxiety, and identify your own areas for development
- Justify approaches to patient-centered management of pain and anxiety associated with a variety of dental conditions and procedures, using pharmacological and non-pharmacological methods within your level of competence and training
- Review the current use of conscious sedation in the management of dental anxiety - with specific reference to midazolam intravenous sedation, and inhalation sedation.

Learning Content

- Successfully manage the common causes of dental pain and anxiety in a practice setting, by identifying the issues involved for each particular patient, and developing an patient-specific approach
- Lead your team in the organised and systematic preparation for management of pain and anxiety in a structured, systematic and evidence based manner, so that you are prepared in advance.
- Know how to, and when to refer onwards for dental treatment under conscious sedation or general anaesthetic.

GDC Outcomes: A B C





Friday 16th September

Virtual Remote Learning Platform - Links to be confirmed.

Morning Session

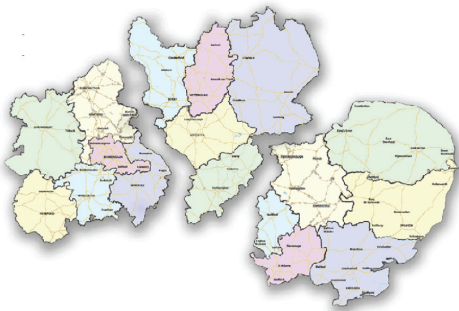
09.00

Regional Induction - Welcome and Introduction

CPD Hrs = 0.5

Mike Foster

Regional Postgraduate Dental Dean, Midlands



This session is a welcome to all the new Foundation Dentists in the East of England and Midlands Regions and to introduce and orientate them to their Dental Foundation Training year. It will help everyone develop their role as a Foundation Dentist throughout the year by providing information about the content and timelines that have to be maintained. Completion of Dental Foundation Training has specific requirements and these will be outlined and discussed.

Objectives

- Explain what the Dental Foundation Training year involves, the induction process, the support services available and the commitment needed to complete the year.
- Provide experience, access to and navigation of the Dental Foundation Training e-portfolio, Intrepid Course Manager and APlan.
- Define the RCP process involved in the satisfactory completion of Dental Foundation Training.

Learning Content

- Be able to demonstrate an understanding of learning styles and reflection.
- Have a recognition of your peer group and Regional HEE personnel together with an enhanced ability to work with others as a team.
- Recognise the need for professional and ethical behaviour and have knowledge of the NHS rules and regulations. CPD process involved in the satisfactory completion of Dental Foundation Training.



GDC Outcomes: A B C D



Friday 16th September

Virtual Remote Learning Platform - Links to be confirmed.

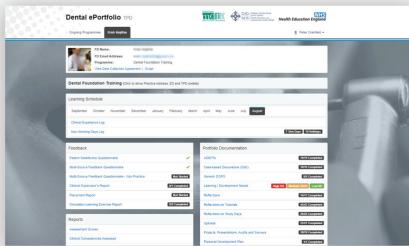
09.30

Using the Dental ePortfolio

CPD Hrs = 1.5

Peter Cranfield

TPD & Regional Advisor for Projects & Innovation



The Dental ePortfolio is an online record of your progress and development throughout the Foundation Training year. Not only does it contain your reflective comments on your experiences and learning, but it also records all your achievements and their assessments. It provides tools for gaining feedback from the dental team around you, and also from your patients. It also logs your clinical work and growth. Timely completion of the ePortfolio is essential and this session is an opportunity to learn about the content and hidden depths of the ePortfolio.

10.50

Break

11.00

Introduction to the GDC

CPD Hrs = 6

Elena Scherbatykh

Policy Manager · General Dental Council



The General Dental Council re an independent organisation which regulates dentists and dental care professionals in the UK. They set dental standards, hold a register of qualified dental professionals, quality assure education and investigate concerns about treatment or conduct.

Objectives

- To learn about the role and structure of the GDC.
- To learn about how the GDC regulates the profession
- To learn about professional and ethical responsibilities of registrants

Learning Content

- FD's responsibilities as Dental Professionals
- How the GDC functions.
- What sanctions can be applied to registrants in breach of their professional standards

GDC Outcomes: A B C D

12.00

Lunch



Friday 16th September

Virtual Remote Learning Platform - Links to be confirmed.

Afternoon Session

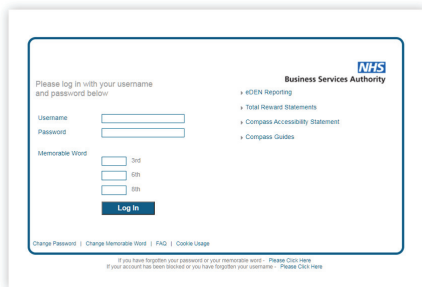
12.30

The NHS Business Services Authority. --
The Role of the Lead Employer in DFT.
Mandatory e-Learning (pm)

CPD Hrs = 1.25

Nathand Brown -- Lyndsey McLoughlin

Clinical Advisor NHS Dental Services -- HR Project Support Manager DFT



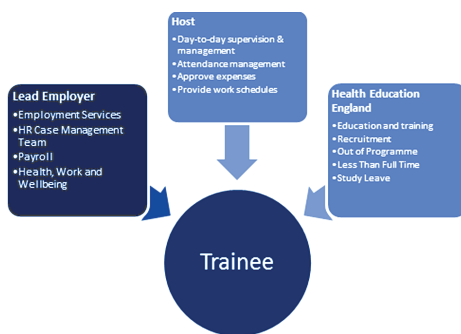
The NHS BSA support dental providers and performers. They are responsible for processing the claims we make in practice for the treatment that we provide for our patients:- over 43.6 million dental claims per year.

Our access to the BSA is via the Compass portal, where we can see and update information about ourselves as dental performers and our dental claims.

This webinar will give insight into the work of the BSA and the NHS Dental Regulations.

The Lead Employer in Dental Foundation Training covers many roles and functions. This presentation will provide information and guidance for everyone

The session will be completed by a short session from Malcolm Brady, Regional Postgraduate Dental Dean, East of England.



13.45

End



Friday 23rd September

Refer to practice clinical hours

09.30

No Study Day

CPD Hrs = 0



Friday 30th September

Room4, Deakin Centre, Addenbrookes Hospital

Day Session

09.30

Clinical Photography

CPD Hrs = 6

Dr Peter Cranfield

TPD & Regional Advisor for Projects & Innovation

To review the terminology and basic functions of cameras and accessory equipment used in dental clinical photography, allowing the Foundation Dentist to take good quality clinical images.

TODAY YOU WILL NEED TO BRING YOUR PRACTICE CAMERA AND ACCESORIES

Objectives

- *Identify the importance of obtaining valid consent from patients and keeping full and contemporaneous records alongside consent policies and procedures required when taking, storing and publishing clinical photographic images.*
- *Evaluate use of the most optimal equipment, camera settings and accessory equipment to produce high quality clinical images and to be able to diagnose if how to improve suboptimal images.*
- *Recognise the use of the wider team to aid image production of a high standard and how to use software to prepare images for use in presentations and projects.*

Learning Content

- *Demonstrate consistent, high quality clinical images to be used for patient education, building their own clinical portfolio and for coursework submissions throughout the training year.*
- *Evaluate their own clinical images to troubleshoot how to improve them where issues arise.*
- *Construct a systematic approach to make clinical photography routine in the Foundation Dentist's daily workflow.*

GDC Outcomes: A C



16.00

End



Wednesday 5th October

PGMC, Cambridge

Day Session

09.45

Communication Skills

CPD Hrs = 6

Carol Brooking & Kit Maher

Cascade Training

To demonstrate the importance of communication and introduce Foundation Dentists to a range of skills they can use to communicate effectively with patients, team members and colleagues.

Objectives

- *Raise awareness of the importance of communication skills.*
- *Evaluate and assess clinician and patient interactions.*

Learning Content

- *Participants will be able to describe how stress affects their own communication with others and define the factors that affect the behaviours and communication of others.*
- *Differentiate the importance of non-verbal communication and active listening.*
- *Explain the range of skills required for dealing with a complaint and for providing feedback to colleagues.*

GDC Outcomes: A B C D





Friday 14th October

Online self-study day

Day Session

09.30

Mandatory e-Learning Self-Study Day

CPD Hrs = 6

Allocated day for FDs to work on their e-Learning modules at home or in practice.

As part of your Dental Foundation Training year within East of England you will undertake a number of online e-Learning modules. All of these e-learning modules have specific completion dates.

Most of the e-Learning can be accessed from the e-LFH (eLearning for Health) website (link on Online Learning Page), but the Script modules can be accessed directly from your e-Portfolio using the tab at the top of the dashboard page.





Friday 21st October

PGMC, Cambridge

Morning Session

09.30

Teamworking with your Nurse

CPD Hrs = 3

Preeti Bose & Rachel Welshman (DCP)

General Dental Practitioner & Education Supervisor

To improve efficiency of working and how to involve the team in the patients journey. How to harness good posture for you and your nurse, so as to work with improved vision and less stress. To develop nonverbal/verbal communication between dentists and nurses

Objectives

- *To understand how the concepts of four handed dentistry and ergonomics can make an improvement in both the clinical and business areas of dentistry.*
- *Team roles in the patients journey and training staff*
- *GDC regulations on teamwork*

Learning Content

- *Improve efficiency and patient care.*
- *Understanding your team roles as well as Understanding causes and triggers of both physical and mental stress in dentistry.*

GDC Outcomes: B





Friday 21st October

PGMC, Cambridge

Afternoon Session

13.30

Teamwork - A joint meeting for FDs and ESs

CPD Hrs = 3

Uday Patel

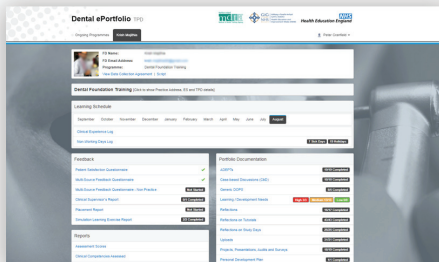
TPD

Objectives

- To review various assessment methods to determine the progress of our FDs
- To discuss potential problems that can arise in the DFT year

Learning Content

- The training partners will be able to organize monitoring of the FDs progress as well as being able to review the assessment processes within the e-Portfolio
- The training partners understand the complex nature of FD and ES relationship to prevent problems and manage when they occur



GDC Outcomes: A B C D

ES Meeting will follow the afternoon session



Friday 28th October

PGMC, Cambridge

Morning Session

09.30

Milestone 1

CPD Hrs = 6

Foundation Dentists

Cambridgeshire and Peterborough Scheme

This session will be used for Foundation Dentists to present their Milestone 1 case.

Objectives

- *Learn to use the case of a patient with dental trauma or a dental emergency to reflect on clinical skills of analysis and care provision together with improved presentation skills.*

Learning Content

- *Knowledge and experience of the power of self and peer reflection in personal development.*
- *Improvement in the provision of patient care through use of reflection, analysis and planning.*

GDC Outcomes: A B C D



16.30

End



Friday 4th November

Prince William Education Centre, Kettering

Day Session

9.30

Prosthetics

CPD Hrs = 6

Raj Wadhvani

Specialist Practitioner and ES

To provide a solid set of principles in complete and partial denture fabrication focusing on correct diagnosis, impressions, bite registration trial insertion and definitive insertion with aftercare.

Objectives

- *Define the principles of provision of complete dentures in a general dental practice setting.*
- *Describe the planning, design prescription and delivery of effective complete prostheses, including communication with the dental laboratory team, to provide effective patient care.*
- *Identify the methods of obtaining and interpreting diagnostic casts and gathering relevant information in formulating a diagnosis, prognosis and treatment plan for patients requiring complete dentures.*



Learning Content

- *Recognise key features in planning for dentures and demonstrate the ability for trouble shooting as required.*
- *Can demonstrate how to take excellent impressions for complete dentures and their importance (based on the initial diagnosis of each edentulous case).*
- *Perform accurately inter-arch relationship records and know when to take a facebow record, including assessment of tooth shape and size.*

GDC Outcomes: A C

16.00

End



Friday 18h November

Prince William Education Centre, Kettering

Day Session

09.30

Endodontics

CPD Hrs = 6

Shashi Mishra

Specialist in Endodontics

To give Foundation Dentists greater confidence, knowledge and technical ability in diagnosis and treatment of apical and pulpal pathology, and understand modern concepts in its prevention. To allow Foundation Dentists to understand the factors involved in restoring the endodontically treated tooth.


Objectives

- Review current concepts in the prevention of apical and pulpal pathology.
- Describe the pathophysiology of the pulp-dentine complex and the symptoms of pulp-dentine pathology.
- Undertake practical training to have a greater knowledge of the principles of endodontic access, canal preparation, canal irrigation, obturation and the restoration of the endodontically treated tooth.

Learning Content

- Demonstrate an enhanced knowledge and ability to manage patients with endodontic problems.
- Demonstrate greater skill in the treatment of endodontically involved teeth.
- Evaluate how to restore the endodontically treated tooth.

GDC Outcomes: A C



16.30

End



Friday 25th November

PGMC, Cambridge

Morning Session

09.30

Paediatric Dentistry

CPD Hrs = 3

Julia Hallam-Seagrave

Specialist in Special Care Dentistry / Clinical Lead

The aim of this day is to review current best practice in the dental management of paediatric patients. This will be discussed using a series of case studies (plus the use of models to conduct hands on exercises.

Objectives

- Review and explore methods and techniques for providing high quality dental care to children from a range of backgrounds.
- Assess and list our responsibilities in relation to paediatric management within in general dental practice.
- Demonstrate the use of stainless steel crowns on models to help develop the skills to use the Hall technique in a reliable manner.

Learning Content

- Perform a clinical assessment, special investigations and immediate management of acute dental trauma. Be able to evaluate our responsibilities to provide safeguarding for children within a general dental environment.
- "List current treatment protocols in managing symptomatic/ asymptomatic primary teeth and be able to apply current restorative techniques to manage various scenarios."
- Recognise when a stainless steel crown is the preferred treatment option in and demonstrate delivery of this treatment modality.

GDC Outcomes: A C



12.30

Lunch



Friday 25th November

PGMC, Cambridge

Afternoon Session

13.30

Orthodontics

CPD Hrs = 3

Raj Wadhvani

Specialist Practitioner and ES

This session will use case-based studies to discuss current concepts around orthodontic assessment and treatments.

Objectives

- *Identify how to conduct a thorough orthodontic assessment in general dental practice.*
- *Explain appropriate times to refer to secondary care or specialist practice.*
- *Explore current guidance documents relating to orthodontics.*

Learning Content

- *"Improved knowledge of how to carry out an orthodontic assessment in general dental practice."*
- *Recognise when to follow appropriate referral pathways.*

GDC Outcomes: A C



16.30

End



Friday 2nd December

Virtual Remote Learning Platform - Links to be confirmed.

Day Session

9.30

Treatment Planning

CPD Hrs = 6

Ali Chohan & Jinesh Vaghela

GDPs and ESs

To be able to provide a comprehensive treatment plan the patient understands and meets the patients' needs.

Objectives

- *Explore the multiple factors involved in the development of a patients' treatment plan for NHS care.*
- *Review the methods of assessing a patient's needs, wishes, requirements and the treatment options available for each patient in relation to the NHS regulations.*
- *Evaluate the skills necessary to be able to manage, involve and communicate to a patient the options and content of a treatment plan including patient's responsibilities and preventive regimes, or any need for referral.*

Learning Content

- *Identify and clarify a patient's treatment needs and requirements in relation to their wishes and expectations.*
- *Formulate suitable and effective treatment plans for patients including options for treatment modalities within the NHS regulations, including the need for any referral.*
- *Recognise the level of communication required to discuss with a patient an effective treatment plan in a manner which manages their expectations, wishes and requirements in an ethical and professional manner.*

GDC Outcomes: A B C D



16.30

End



Friday 9th December

PGMC, Cambridge

Day Session

09.30

Dento-Legal Aspects to GDP

CPD Hrs = 6

Brian Harvey

Dento-Legal Advisor

To provide a comprehensive knowledge base on the medicolegal issues that present themselves in general dental practice and management of complaints that may arise alongside ethical dilemmas.

Objectives

- *List the regulations and requirements regarding record keeping and dealing with complaints*
- *Explore the legal and ethical responsibilities of dentists and the team including the provision of dental care within the structure and principles of providing NHS dental care.*
- *To learn about the regulations surrounding the process of correct management of patient complaints within General Dental Practice*
- *Describe the processes of the GDCs regulation of the profession.*

Learning Content

- *Produce effective patient records within dental practice.*
- *Implement appropriate complaints handling in general dental practice.*
- *Identify the role of an indemnity provider in the support of the practice team and be able to define the professional responsibilities of all members of the dental team*

GDC Outcomes: A B D



16.30

End



Friday 16th December

Virtual Remote Learning Platform - Links to be confirmed.

Morning Session

09.30

Periodontology

CPD Hrs = 6

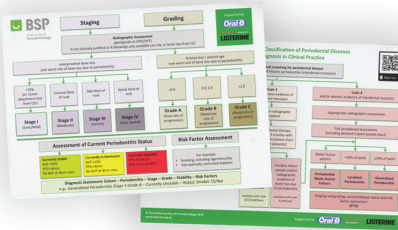
Raj Wadhvani

Specialist Practitioner and Education Supervisor

Review the current Classification of Periodontal Diseases 2017 and its implementation in General Dental Practice.

Objectives

- *Explain how to formulate individualised, written care or treatment plans for patients according to their individual circumstances.*
- *Describe how to monitor therapeutic outcomes and ensure that appropriate follow-up care is arranged.*



Learning Content

- *Evaluate the periodontal tissues and provide a differential diagnosis of the patient's periodontal condition.*
- *Demonstrate understanding of the aetiology, diagnosis and classification of periodontal disease and able to explain this to patients*
- *"Be able to integrate and deliver optimal periodontal care under the existing General Dental Service contract and assess when to refer a patient for more specialised periodontal care or to secondary care services."*

GDC Outcomes: A C



Educational Supervisors and Foundation Dentists



Amiras Chokshi
Mohnisha Jawaheer

Littleport Dental Surgery, 11 Granby Street, littleport, Cambridgeshire, CB6 1NE



Nikoletta Aouartani

King's College London

01353 861980



Robert Horseman
Andrew Davies

My Dentist, 10 Station Road, St Ives, Cambridgeshire, PE27 5BH



Heshika Attanayake

Newcastle University

01480 469100



Chloe Richardson
Thomas Norfolk
Salman Sheikh

St Mary's Dental Practice, 26 St Mary's Street, Ely, Cambridgeshire, CB7 4ES



Eve Cameron

King's College London

01353 662159



Filip Zigic

Bupa DentalCare, 1 Barrett Lane, Bishop's Stortford, Hertfordshire, CM23 2JT



Sarah Chan


Cardiff University School of Dentistry

01279 654097



Julia Hallam-Seagrave
Lydia Forbes
Eva King

Peterborough Dental Access Centre, 5 Midgate, Peterborough, Cambridgeshire, PE1 1TN



Ha Eun Cho

King's College London

03005 556667



Rajesh Wadhvani
Preeti Bose

Antwerp House Dental Practice, 36 Brookfields, Cambridge, CB1 3NW



Abigail Hunter

University of Sheffield

01223 247690



Paul Sanders


24A Orchard Road, Melbourn, Royston, Hertfordshire, SG8 6HH



Henry Love

Leeds

01763 262034



**Rahendra Naidoo
Saroshen Naidoo
Kiran Jutla**


De-ientes, 28 Lurke Street, Bedford, MK40 3HU



Jasveen Nijjer

King's College London

01234 263050



**Rahendra Naidoo
Saroshen Naidoo
Kiran Jutla**

De-ientes, 60 High Street, Clapham, Bedfordshire, MK41 6DN



Olusola Oju

Leeds

01234 330404



**Rajan Mehta
Ji Yi Lee**

Lister House Dental Centre, Abercrombie way, Harlow, Essex, CM18 6YJ



Fatima Qadir

Baqai Medical University

01279 430101



**Salman Sheikh
Thomas Norfolk
Chloe Richardson**

St Mary's Dental Practice, 26 St Mary's Street, Ely, Cambridgeshire, CB7 4ES



Monika Sorensen

Newcastle University

01353 662159



Gurpram Lidder

Queensbury Dental Practice, 66 Langdale Road, Dunstable, Bedfordshire, LU6 3BS



Jay Thanki

King's College London

01582 605184



**Martin Whelan
Michael Taylor**

Greenleaves Dental Practice, 244 High Street, Potters Bar, Hertfordshire, EN6 5DB



Nicholas Han Cheng Ye

Queen's University Belfast

01707 654328



Dipali Chokshi
Marzena Setkowska-Gross

March Dental Surgery, 24 Broad Street, March, Cambridgeshire, PE15 8TG



Noor Zaidi

University of Manchester

01354 650013



Online Learning

2022-2023

List of Mandatory E-Learning

As part of your Foundation training year within the Midlands and the East of England Regions you will undertake a number of online e_Learning modules.

All of these e-learning modules have specific completion dates.

Most of the e-Learning can be accessed from the e-LFH (e-Learning for Health) website, but the Script modules can be accessed directly from your e-Portfolio using the tab at the top of the dashboard page.

e-Learning for Health

Once you have received your login details from e_Learning for Health you can access all the necessary modules by using this link:

<https://portal.e-lfh.org.uk/Component/Details/660298>

This takes you to a portal which leads to the **Midlands and East - Dental Foundation Trainees** learning path.

Here is a list of all the modules. Once each module has been completed the assessment for that module should also be completed and the certificate of completion uploaded to the e-Portfolio.

Modules Course Sections

Statutory and Mandatory Training (SMT) Completion by Early Stage Review

- Conflict Resolution Level 1 40 mins
- Data Security Awareness Level 1 70 mins
- Equality and Diversity and Human Rights Level 1 20 mins
- Fire Safety Level 1 30 mins
- Moving and Handling Level 1 40 mins
- Preventing Radicalisation - Basic Prevent Awareness 35 mins
- Safeguarding Adults Level 1 40 mins
- Safeguarding Adults Level 2 40 mins
- Safeguarding Children Level 1 30 mins
- Safeguarding Children Level 2 35 mins

Mental Capacity Act (MCA) Completion by IRCP

- Mental Capacity Act as Part of Human Rights 20 mins
- Assessing Mental Capacity 20 mins
- Planning Ahead Using the MCA 20 mins
- Best Interests 20 mins
- Restraint 20 mins

Deprivation of Liberty 20 mins
Relationship Between the MCA and the MHA 20 mins
Mental Capacity Act and Young People aged 16 or 17 20 mins
Research Involving People Who Lack Capacity 20 mins
Mental Capacity Act and Adult Safeguarding 20 mins
Settling Disputes and Disagreements 20 mins

Alcohol and Tobacco Brief Interventions Completion by IRCP

Introduction to treating and preventing ill health 15 mins
Very Brief Advice on Smoking 15 mins
Alcohol Brief Advice 15 mins
Bringing It Together - Multiple Risk Factors 15 mins
Assessment 10 mins

Making Every Contact Count (MECC) Completion by IRCP

What is MECC and why is it important 30 mins
How to have a MECC conversation 30 mins
Signposting 15 mins
Five Ways to Wellbeing 30 mins
Assessment 10 mins

HEE Rubber Dam Placement video Completion by IRCP

Using your login details for e_Learning for Health you can access this module by using this link:

<https://portal.e-lfh.org.uk/Component/Details/660298>

Script - An eLearning programme to improve prescribing competency

Please use the link in your e-Portfolio to access the Script site. When you have completed a module, this information will be passed to your e-Portfolio but you may wish to download a completion certificate for your CPD records.

Modules Completion by FRCP

Prescription Documentation and the Drug History 60 mins
Medication Errors and Adverse Drug Reactions 60 mins
Special Patient Groups 60 mins
Utilising the BNF 60 mins
Medical Emergencies 60 mins
Periprocedural Prescribing 60 mins
Dental Infection 60 mins
Pain, Ulceration, and Inflammation 60 mins
Prescription Documentation and the Drug History 60 mins
Medication Errors and Adverse Drug Reactions 60 mins

BDA & Cancer Research UK Oral Cancer Recognition Toolkit

https://www.doctors.net.uk/eclientopen/cruk/oral_cancer_toolkit_2015_open/

Although this topic may be covered in a study day, the toolkit is very valuable, and it is advised this is still completed irrespective of a scheme running an oral cancer study day. The completion certificates should be uploaded to your e-Portfolio

Module Completion by FRCP

BDA-CRUK Oral Cancer Recognition Toolkit 3 hours

List of Supplementary E-Learning Dentistry (e-Den) e-Learning for Health

<https://portal.e-lfh.org.uk>

This is a series of modules about dentistry known as e-Den. You will find these modules helpful when used in conjunction with your Study Days. References to particular modules may be included in the information for each Study Day. Accessing the relevant module before the Study Day will help you to gain more from the interactive learning session.

To locate the e-Den modules in the e-Learning for Health Website, click on '**My e-Learning**' at the top of the webpage and then enter the **Dentistry** name in the search box. When the search results appear, you will see the **Dentistry** module listed with an icon; click on '**Enrol**' and the Module will be added to your account. You will then be able to see each of the e-Den Modules and Course Sections in 'My e-Learning'.

e-Den Module

1 Patient Assessment

Profiling the Patient Assessment Methods and Techniques
Good Practice Health Promotion and Disease Prevention
Patient Assessment Profiling the Patient

2 Human Diseases and Medical and Dental Emergencies

Medical Topics and Dentistry Medical Emergencies In Dentistry

3 Anxiety and Pain Control in Dentistry

Principles of Dental Pain Mediators of Central Pain
Dental Local Anaesthesia Dental Local Anaesthetic Technique
Management of Dental Pain Non-Pharmacological Anxiety Management
Intravenous Sedation Inhalation Sedation
Dental General Anaesthesia

4 Periodontal Disease and Management

Aetiology of Periodontal Disease
Periodontal Diagnosis and Determination of Prognosis Periodontal Treatment Options
Patient Education and self-Performed Plaque Control Non-Surgical Periodontal Therapy
Surgical Periodontal Therapy

5 Hard and Soft Tissue Surgery

Pre- and Post-operative Assessment Exodontia
Surgical Dentistry Advanced Trauma Life Support (ATLS)

Management of Un-Erupted, Impacted, Ectopic Management of Benign Soft Tissue lesions and Supernumerary Teeth

6 Surgical and Non-Surgical Management of Head and Neck Disease

Accurate Drug History and Relevance of Allergies Odontogenic Infections

Management of Oral Mucosal Diseases Craniofacial Pain Disorders

Neoplastic and Non Neoplastic Disease of the Head and Neck

7 Management of the Developing Dentition

Orthodontic Indices Assessment for interceptive Treatment

Space Maintenance Simple Removable Appliances

Oral Habits and Occlusal Trauma in the Mixed Dentition

Emergency Care and Management of Orthodontal Problems

Contemporary Orthodontics Normal Facial Growth and Dental Development

Abnormalities of Facial Growth and Dental Development

8 Restoration of Teeth

Caries Restoration of Permanent Teeth

Crowns Restoration of Deciduous Teeth

Aesthetic Dentistry Dental Biomaterials

Tooth Surface Loss Endodontics

Dental Trauma

9 Replacement of Teeth

Bridgework Occlusion

Complete Dentures Partial Dentures

Implantology Miscellaneous

10 Communication

Patient and the Family Teamworking

Other Professionals

11 Professionalism

Ethics Self

The Clinical Team and Peers

12 Management and Leadership

The Need for Effective leadership and Management Quality in Healthcare

Risk Management Self-Management

Change Management Managing a Business

Healthcare Systems Professional Practice

Management and Leadership

13 Sustainable Dentistry

Introduction to Sustainable Dentistry Measuring carbon in Healthcare



e-LIFT Project

2022-2023

Project `e-LiFT' stands for Evidence-linked Learning in Foundation Training. This is simply project work covering the non-clinical elements of the DFT curriculum which are the domains of communication, professionalism, management and leadership.

FDs are expected to complete what are essentially reflective learning exercises in four modules underpinned by evidence of their own work completed in the training practice. The modules are core topics for the FD to reflect upon:

- Infection control
- Radiology
- Medical emergencies
- Clinical communication

The reflective learning exercise for each module, allows for flexibility for the FD to hone in on specific learning or development points that have influenced them the most in their training year. Each of the modules will entail reflective writing amounting to 1000 - 1250 words, each module supported by 4- 6 pieces of evidence.

Guidance documents and templates are available on the website at:

<https://heeoee.hee.nhs.uk/node/2567>

The modules will be assessed by anonymous ESs using the APLAN platform. All four Modules are to be completed and uploaded to APLAN **7th April 2023**. You will be notified of the date of the start of the submission period; there is no room for late submission of cases or feedback reviews.

If you have any further queries please contact your TPD.



Milestones and APLAN

2022-2023

Milestones and APLAN

The Milestones are three clinical cases that Foundation Dentists (FDs) will present throughout the DFT year. The cases will increase in complexity as the year progresses and will be part of the formative assessment for IRCP and FRCP. The FDs will present each of their cases at their own scheme study day. The cases will be peer reviewed on the day by your own scheme members and educational supervisors. This process facilitates learning, self-assessment, reflection and insight. Milestone One is peer reviewed only. Milestones Two and Three use APLAN for additional anonymous feedback and scoring.

APLAN (Anonymous Peer Learning and Assessment Network) is an online tool which allows your cases to be distributed to other FDs and ESs across the Midlands and the East of England regions. Your cases will be anonymously reviewed by three FDs and three ESs. In addition, you will be asked to provide anonymous feedback for three cases submitted by other FDs.

The deadlines for the case submission and review feedback on APLAN are set at the beginning of the DFT year:

Milestone 2 Upload Deadline 13th January 2023

Milestone 3 Upload Deadline 2nd June 2023

You will be notified of the date of the start of the submission period; there is no room for late submission of cases or feedback reviews. The window for giving feedback on cases will open within 48hours of the case upload deadline closing and will remain open for two weeks. Failure to meet the deadlines may impact your IRCP and FRCP outcome.

Case Guidance

You will find information on the SharePoint for FDs that covers the Milestone cases and guidance on how to present them. General guidance for case presentation includes:

- Ensure you have written consent from your patient for the use of photographs, radiographs and clinical records;
- Start identifying cases as soon as possible, and have a few cases spare as back-up in case of patient non-attendance;
- Look at the marking criteria to help guide your presentation;
- Keep your case presentation concise and avoid using a lot of text on slides;
- Reflect on your case and provide modifications you would make in future; and
- Maximum presentation time is 10 to 15 minutes which is then followed by Q&A for around 10 minutes.

If you have any further queries please contact your TPD.



Problem Solving and Support

Cambridgeshire and Peterborough 2022-2023

During the Foundation Training year there will be many opportunities for problems to arise. These may range from the 'crowns that never fit' to problems communicating with the Dental Nurse. As a Foundation Dentist you have available a wealth of expertise and experience to draw upon to help you to solve your problems.

In your Practice the main source of assistance in problem solving is, of course, your Educational Supervisor. During normal working hours you can approach your ES for assistance, or alternatively during a tutorial you can bring up a matter that is causing concern.

Your Training Programme Director is also always available for help on a whole range of clinical, professional or personal problems. This does not have to wait until a Study Day meeting; so contact your TPD by phone or email early on if you have a problem or concern. Early resolution of that burning issue will help prevent any further worry. Remember that patient safety is paramount and confidentiality is assured, if required.

The DFT group is also a very useful forum to air problems and to seek a solution. Opportunities for group discussion occur in nearly every session of the Day Release Course. Naturally openness and frankness is usually required, but all members of the group will respect our rule of confidentiality outside the sessions.

Additionally there is further support that can be obtained from the Regional Trainee Support.

Contacts for Support

Training Programme Director

Mr Uday Patel

Phone: 01767 681100

Email: Uday.Patel@hee.nhs.uk

Regional Trainee Support

Email: DentalTraineeSupport.EoE@hee.nhs.uk



Claiming Travel and Subsistence

2022-2023

For payment of Dental Foundation Training claims, Foundation Dentists must adhere to the following guidance:

All claims must be submitted on the appropriate form issued by your TPD. This form should be fully completed, easily readable, and signed by your TPD who will check all claims are valid. They will also cross through any incomplete lines to stop any claims being added after signing.

Travel claims must reflect the actual mileage undertaken, or travel costs incurred, in attending your Study Day Programme only. Note that the mileage calculated from the home address to venue will be adjusted by NHS England once your form is submitted to them. Your usual mileage from your home to the dental practice will be deducted from the amount (you do not need to enter this separately on the form, NHS England will calculate this).

(Current mileage rate = £0.24 per mile, dentists carrying one or more named eligible dentists to the same course = an additional £0.05 per mile) Where passengers are being claimed for, their full names, contract number and performer number is required.

FDs should travel only by second class if they travel by rail and should attach tickets or receipts to their claim forms.

Taxis should not be used and cannot be claimed - if their use is required due to particular circumstances then the reasons need to be discussed with the Postgraduate Dental Dean, or Deputy, and you will need to get approval in advance, in writing, and provide it with the claim form.

Within Midlands & East overnight accommodation is not claimable except in very specific authorised circumstances, therefore claims for accommodation or evening meal allowance should be not be made.

A daily lunch allowance is payable: (applicable when more than five hours away from practice, including the times between 12:00 - 2:00pm) = up to a maximum of £5.00, itemised receipts must be provided when making a claim. Please note that bank statements are not acceptable forms of receipt and no reimbursements can be made on alcoholic drinks.

All claim forms must be completed accurately and honestly. You may only claim for actual expenses incurred and must not exaggerate claims, provide alternative or fabricated receipts or deliberately incur unnecessary expense. False claims are fraudulent and may be investigated by the NHS England Area Team, with onward referral to NHS Fraud Investigators and/or the GDC.

Claims must be submitted within 3 months of the event and receipts must be included for all travel, meals and car parking. Trainees are advised keep a copy of the claim form and the submitted receipts, and to send claim forms by signed delivery service (you may not claim this postage cost) or email.

Claim forms should be sent Completed Claim forms should be submitted to the BSA via your BSA Compass login. You can access an information leaflet about this from here:

http://www.copdend.org/dft handbook/FD_Handbook/The_Scheme/T_-_S_Expenses/FD_Travel_and_Subsistence_claims_via_Self_Service_in_Compass.pdf

Your payments will appear on the training practice BSA schedule and your Educational Supervisor will pay them to you as non-taxable expenses.



Audit Project

2022-2023

Introduction

It is a requirement of the Dental Foundation Training Curriculum that a minimum of two clinical audit cycles are to be completed by the end of the ninth month of Dental Foundation Training by each Foundation Dentist.

Submission of a formal Clinical Audit Report is a mandatory requirement for the Satisfactory Completion of Foundation Training in the Midlands and East Region.

Detailed guidance on the completion of your Audit Project will be provided in a separate document.

Process for marking

Your Clinical Audit Report will be marked by a Buddy ES using a Feedback Form approved by the Region. When complete you should email a copy of your Clinical Audit Report to your TPD and Buddy ES.

The Buddy ES will complete the Feedback Form then forward the completed Feedback Form to your TPD for moderation. Your TPD will forward the moderated Feedback Form to you and your ES for discussion at a tutorial.

E-Portfolio upload

You should complete a Tutorial Reflection and upload the completed Feedback Form to the **FD Projects, Presentations and Audits** section of the e-Portfolio. At the same time upload your completed Clinical Audit Report to the **Uploads** section of the e-Portfolio.

The TPD for your Scheme will set the submission and marking deadlines for that Scheme. They will also allocate a Buddy ES to each FD.

Your Audit Report and the completed Feedback Form must be uploaded to the e-Portfolio at least two weeks before FRCP.



Practice Equipment List

2022-2023

Practice Specifications

Electronic records - Full computer based clinical records and appointment management system.

Digital radiography

Internet access

Infection control - Up to date policies, protocols, and operating procedures including effective decontamination facilities with sufficient capacity and storage.

NHSmial account

Specification for FD Room

Size - Minimum floor area 9m².

Ventilation - Natural or mechanical ventilation must be provided. The fresh-air supply rate should not normally fall below 5 to 8 litres per second, per occupant - HSE Workplace (Health, Safety and Welfare) Regulations 1992.

Equipment for FD Room

Dental chair - Low seated design. Operating light. Delivery unit. Cuspidor. Suction. Amalgam separation.

Stool for dentist

Stool for nurse

Handwash sink

X-ray set - Rectangular collimation. Isolation switch outside the controlled area.

Amalgam mixer

Light cure lamp

Telephone

Workstation - Clinical records and appointment management software. Internet access.

Turbines - Minimum of 3.

Contra-angle handpieces - Minimum of 3.

Straight handpiece - Minimum of 1.

Ultrasonic scaler - Magnetostrictive or piezo.

Instrumentation for FD Room

Autoclavable tray system

X-ray film holders - Full range of holders for bitewing and periapical views - including full range of endodontic film holders.

Rubber dam kit - Latex free.

Conservation - Full range of instruments for normal restorative work including a single use matrix system (eg Automatrix) and a sectional matrix system (eg Composit-tight).

Periodontics - Full range of periodontal instruments including a measuring probe (eg Williams Probe) and a full set of scaling instruments (eg Gracey Curettes).

Extractions - Full range of extraction forceps (upper and lower); elevators and a set of Luxators.

Oral Surgery - Full range of surgical instruments including scalpel blades and handle, periosteal elevator, solution for irrigations, syringe for irrigation, surgical handpiece, selection of surgical burs, root tip picks, bone rongeurs, needle driver, toothed tweezers, non-toothed tweezers and suture scissors.

Prosthetics - Full range of prosthetic instruments including shade and mould guides.

Endodontics - Full range of stainless-steel hand files and NiTi rotary files.

Materials and Disposables for FD Room

Respirator - Fit tested FFP3 mask or powered hood for FD use.

Type II R Fluid Resistant Surgical Masks

Gloves - Latex free.

Bibs

Aprons

Gowns

Paper and cotton goods

Safe Sharps System - Incorporating a shield or cover that slides or pivots to cover the needle after use - HSE Health and Safety (Sharp Instruments in Healthcare) Regulations 2013.

Waste containers - For sharps, clinical waste, non-clinical waste, gypsum waste. Containers with mercury suppressant for amalgam waste, amalgam capsules and extracted teeth.

Disposable 3 in 1 syringe tips

Conservation - Full range of restorative materials including paediatric stainless-steel crowns and 016 stainless-steel orthodontic wire for trauma cases.

Prosthetics - Full range of prosthetic materials including impression compound and greenstick.

Endodontics - Full range of endodontic materials including a tooth sleuth, hypochlorite sourced from a dental supplier and Endo-Frost.

Available in the Practice for Use by the FD When Required

Dedicated Digital Camera - SLR or equivalent with lens, ring flash, retractors, and mirrors.

Conservation - Face bow and semi-adjustable articulator.

Prosthetics - Surveyor.

Endodontics - Electric pulp tester, apex locator, handpiece & motor for rotary endodontic system.

Clinical Digital Thermometer

Digital Communication - Computer or tablet with MS Teams including webcam, speakers, and microphone.