



Bedfordshire and Luton Dental Foundation Training Scheme

Autumn Term Programme 2024-2025





Bedfordshire and Luton Dental Foundation Training Scheme

Bedford Learning and Education Centre

Bedford Hospital NHS Trust, Kempston Road, Bedford, MK42 9DJ

Tel: 01234 355122

East of England Region

Regional Postgraduate Dental Dean

Malcolm Brady

Associate Postgraduate Dental Dean, Early Years

Jason Stokes

Regional Dental Account Manager

Patti Bradshaw

Regional Dental Faculty Support Officer

Charlene Wright

Postgraduate Centre Manager

Sharon Fletcher

Scheme Administrator

Chandima Johnson

Training Programme Director (Foundation)

Peter Cranfield

PhD BDS DIC FCGDent PgCert Med Ed

07956 523148

peter.cranfield@nhs.net



Bedfordshire and Luton Dental Foundation Training Scheme

Index to Autumn Term Programme

East of England Region	2
Index	3
Bedfordshire and Luton Scheme Postgraduate Centre	4
List of Study Days for Autumn Term	5
Details of Study Days	10
Calendar for 2024-2025	38
ESs and FDs of Bedfordshire and Luton Scheme	40
Buddy ES pairs for Bedfordshire and Luton Scheme	42
Online Learning 2024-2025	43
Milestones and APLAN 2024-2025	45
Audit 2024-2025	46
Problem Solving and Support Bedfordshire and Luton Scheme	48
Lead Employer 2024-2025	47
Claiming Travel and Subsistence 2024-2025	49
Practice Equipment List 2024-2025	50



Bedfordshire and Luton Dental Foundation Training Scheme

Bedford Learning and Education Centre

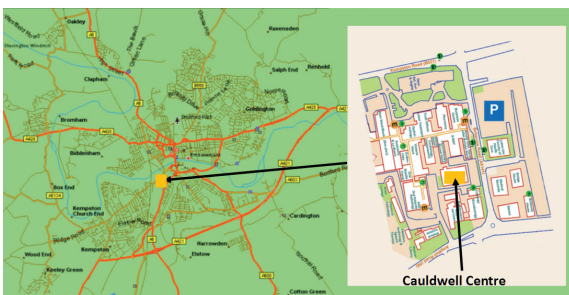


This year of Dental Foundation Training is a very valuable one during which you have the chance to gain wonderful experience in the provision of excellent dental care within a general dental practice setting. You will learn many things, and you will find yourself in many challenging situations. However, it is also meant to be fun. Those who have undertaken Dental Foundation Training before you have found it to be a tremendous experience and they are always sad when they realise that their year is ending. You are at the start of your year and all is ahead of you. Let us work together to make it an excellent year for you.

The Learning and Education Centre has several rooms for our use, the largest being the Lecture Theatre, where many of the sessions for the Study Days will be held, but there are also smaller Classrooms and a Clinical Skills Lab.

The Medical Education Manager, Sharon Fletcher, is responsible for running the Centre, and our Scheme Administrator is Chandima Johnson.

Location and Parking



Bedford Hospital Learning and Education Centre is situated in the lower floor of the Cauldwell Centre within the grounds of Bedford Hospital. Bedford Hospital is within walking distance of Bedford Midland Road railway station, and is served by local buses. If you are coming by car, parking is available in Britannia Road on the eastern side of the hospital. The map shows how to find the hospital and the centre, and car parking.

<https://goo.gl/maps/pHjx7M3QtZm1fqBX6>



Autumn Term

Venues and Subjects

Thursday 5th September

Regional Induction - Welcome and Introduction

The Role of the Lead Employer in DFT

The Role of the GDC

Using the Dental ePortfolio

Virtual Remote Learning Platform - Links to be confirmed.

Friday 6th September

Introduction and Welcome to the Bedfordshire and Luton Scheme

Nuts and Bolts of DFT

Relationships in the Training Practice

Kings House, Bedford

Wednesday 11th September

Clinical Skills Refresher

Dental Care Centre, Bedford

Friday 13th September

NHS Rules and Regulations in Dental Practice

Clinical Skills Refresher - Radiography

Learning and Education Centre, Bedford Hospital

Friday 20th September

Clinical Photography

Oral Medicine and Cancer

Learning and Education Centre, Bedford Hospital

Wednesday 25th September

Enhance - Introduction and Welcome

Introduction to Enhance Domains - Part 1

Introduction to Enhance Domains - Part 2

Enhance Domain-based Multi-professional Discussions

Hybrid - Red Lion, Whittlesford - and - Online

Thursday 26th September

Periodontology in Practice

Emergencies and Pain Management

Learning and Education Centre, Bedford Hospital

Friday 4th October	Practical Endodontics - Part 1	<i>EndoMishra, Baldock</i>
Friday 11th October	Online Study Day	<i>Venue</i>
Friday 18th October	Consent, Records and Complaints	<i>Learning and Education Centre, Bedford Hospital</i>
Thursday 24th October	Early Stage Review Meetings	<i>Online</i>
Friday 25th October	Coursework for FDs	<i>Learning and Education Centre, Bedford Hospital</i>
Friday 1st November	Communications	<i>Learning and Education Centre, Bedford Hospital</i>
Friday 8th November	Oral Surgery Treatment Planning	<i>Learning and Education Centre, Bedford Hospital</i>
Friday 15th November	AI and digital innovation in dentistry and oral health	<i>Royal College of Surgeons, London</i>
Friday 22nd November	Practical Paediatric Dental Care Practical Paediatric Dental Care - part 2	<i>Learning and Education Centre, Bedford Hospital</i>
Friday 29th November	Oral Cancer	<i>Hilton Cambridge City Centre</i>
Thursday 5th December	Health and Safety in Practice Human Factors in Dental Practice	<i>Postgraduate Education Centre, Stevenage</i>
Wednesday 11th December	Milestone One	<i>Learning and Education Centre, Bedford Hospital</i>
Friday 13th December	Indirect Restorations in Practice	<i>Postgraduate Education Centre, Stevenage</i>

Important Dates and Deadlines

Start of Autumn Term	Monday, 2 September 2024
Regional Induction	Thursday, 5 September 2024
Scheme Induction	Friday, 6 September 2024
Clinical Skills Refresher	Wednesday, 11 September 2024
Enhance Hub Day	Wednesday, 25 September 2025
Early Stage Review	Thursday, 24 October 2024
Milestone 1 Presentation	Wednesday, 11 December 2024
End of Term	Friday, 13 December 2024
Milestone 2 – APLAN submission closes	Friday, 10 January 2025
Milestone 2 Presentation	Friday, 7 February 2025
IRCP	Friday, 21 February 2025



Thursday 5th September

Virtual Remote Learning Platform - Links to be confirmed.

Afternoon Session

13.30

Regional Induction - Welcome and Introduction

CPD Hrs = 3

Malcolm Brady --- Jason Stokes

Postgraduate Dental Dean - Associate Postgraduate Dean

This session aims to introduce and orientate delegates to the Dental Foundation Training year.

Objectives

- Describe the dental foundation training year, the induction process, the support services available and the commitment needed to complete the year.
- Explain how to access and navigate the DFT e-portfolio, Intrepid Course Manager and the NHSE WT&E website.
- Discuss the RCP processes involved in the satisfactory completion of DFT.

Learning Content

- Describe the dental foundation training year, the induction process, the support services available and the commitment needed to complete the year.
- Recognise how to access and navigate the DFT e-portfolio, Intrepid Course Manager and the NHSE WT&E website.
- Explain the RCP processes involved in the satisfactory completion of DFT.

GDC Outcomes: A B C D





Thursday 5th September

Virtual Remote Learning Platform - Links to be confirmed.

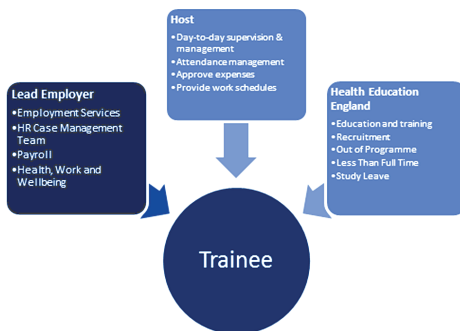
14.00

The Role of the Lead Employer in DFT

Anne Potter and Rebecca Jones

Lead Employer, St Helens and Knowsley Trust

The Lead Employer in Dental Foundation Training covers many roles and functions. This presentation will provide information and guidance for everyone



14.20

The Role of the GDC

Anika Daclan

Engagement Officer · General Dental Council

The General Dental Council re an independent organisation which regulates dentists and dental care professionals in the UK. They set dental standards, hold a register of qualified dental professionals, quality assure education and investigate concerns about treatment or conduct.



Objectives

- To learn about the role and structure of the GDC.
- To learn about how the GDC regulates the profession
- To learn about professional and ethical responsibilities of registrants

Learning Content

- FD's responsibilities as Dental Professionals
- How the GDC functions.
- What sanctions can be applied to registrants in breach of their professional standards

GDC Outcomes: A B C D

15.20

Break



Thursday 5th September

Virtual Remote Learning Platform - Links to be confirmed.

Afternoon Session

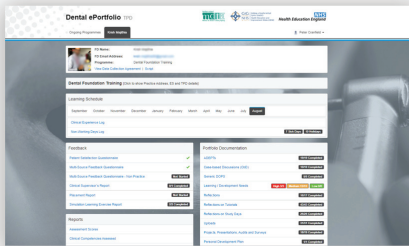
15.35

Using the Dental ePortfolio

CPD Hrs = 6

Peter Cranfield

Associate Dean, Trainign Programme Director



The Dental ePortfolio is an online record of your progress and development throughout the Foundation Training year. Not only does it contain your reflective comments on your experiences and learning, but it also records all your achievements and their assessments. It provides tools for gaining feedback from the dental team around you, and also from your patients. It also logs your clinical work and growth. Timely completion of the ePortfolio is essential and this session is an opportunity to learn about the content and hidden depths of the ePortfolio.

16.35

End



Friday 6th September

Kings House, Bedford

Afternoon Session

09.30

Introduction and Welcome to the Bedfordshire and Luton Scheme

CPD Hrs = 6

Peter Cranfield

TPD & Associate Dean

A welcome to the members of the Scheme and an introduction to the programme for the year. This is our first meeting together and is the time to get to know each other.

11.00

Break

11.15

Nuts and Bolts of DFT

CPD Hrs = 6

Peter Cranfield

TPD & Associate Dean

In this session we shall look at how Dental Foundation Training runs on a day to day basis. This is an opportunity to set out the ground rules for the year and to understand how we can make our group work well. The programme for the term and for the year can be discussed. We shall also look at the mechanisms for making claims for expenses





Friday 6th September

Kings House, Bedford

Afternoon Session

13.30

Relationships in the Training Practice

CPD Hrs = 3

FDs and ESS



Educational Supervisors are very important to FDs and viceversa. What are our responsibilities to each other? What are our expectations and what can we achieve together? How can we make our relationship one that is beneficial to both parties? What do we do when things do not run smoothly? Who can provide help and advice within the practice? Today we shall have a chance to develop and practise team communication skills in practical ways. We shall spend some time considering monitoring within general practice. This is always a difficult area and sharing experiences can be very helpful.

Objectives

- To introduce and orientate delegates to the Dental Foundation Training programme.
- To give delegates tools to develop their role as a Foundation Dentist throughout the year.
- Inform delegates of the requirements of Foundation Training and to develop teamwork skills.

Learning Content

- "Be able to demonstrate an understanding of learning styles and reflection."
- Define the timeline of the Dental Foundation Training year.
- Have a knowledge of their peer group and Midlands & East HEE personnel together with an enhanced ability to work with others as a team.

GDC Outcomes: A B C D



16.30

End



Wednesday 11th September

Dental Care Centre, Bedford

Day Session

09.30

Clinical Skills Refresher

CPD Hrs = 6

Foundation Dentists

This session is an opportunity to carry out clinical work in a skills room and to revisit many straightforward clinical techniques and processes and to refresh the skills learned whilst at dental school. It is an opportunity for peer review and guidance from some of the Scheme's Educational Supervisors.

Objectives

- Evidence the systematic and accurate removal of simulated dental caries.
- Refresh dental preparation skills on a simulator prior to starting work in general dental practice.
- Gain experience in placement, carving and finishing of amalgam restorations.
- Identify through experience and peer review areas of experiential or learning need across a wide range of techniques.

Learning Content

- Demonstrate accurate caries removal and the preservation of sound dentine and supported enamel.
- Demonstrate the placement, carving and finishing of amalgam restorations.
- Identify through experience and peer review areas of experiential or learning need across a wide range of techniques

GDC Outcomes: C D



16.30

End



Friday 13th September

Learning and Education Centre, Bedford Hospital

Afternoon Session

09.30

NHS Rules and Regulations in Dental Practice

CPD Hrs = 3

Peter Russell

TPD

This session will provide Foundation Dentists with a working knowledge of the rules and regulations applying to the provision of NHS dental care. It will ensure they are able to inform patients appropriately of the availability of NHS services.


Objectives

- Explain how and when to claim for NHS treatment that has been provided to patients.
- Define the rules regarding provision of NHS dental care.
- Describe how to talk confidently about what can be provided through NHS dental services.

Learning Content

- List the structures and content of NHS treatment bands and associated NHS banding charges.
- Apply the rules regarding provision of NHS dental care.
- Perform GDS services within the structure of NHS GDS contracts.

GDC Outcomes: A B D



12.30

Lunch



Friday 13th September

Learning and Education Centre, Bedford Hospital

Morning Session

09.30

Clinical Skills Refresher - Radiography

CPD Hrs = 3

Jeremy Norris

Educational Supervisor

This session aims to provide a refresher on how to justify, report and grade dental radiographs. The session will refresh theory in relation to everyday practice for dental radiography. It will also try to explain the appropriate use of the range of holders and views available.

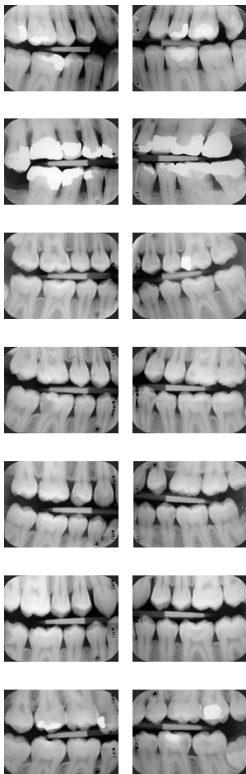
Objectives

- Describe how to justify, report and grade your radiographs.
- Explain hints and tips for overcoming common issues with dental radiography.
- Discuss how to choose appropriate radiographic views for a range of clinical scenarios.

Learning Content

- Justify, assess and report on dental radiographs.
- Employ processes to overcome common issues in dental radiography.
- Choose the appropriate views for dental radiographs.

GDC Outcomes: A B D





Friday 20th September

Learning and Education Centre, Bedford Hospital

Afternoon Session

09.30

Clinical Photography

CPD Hrs = 3

Peter Cranfield

TPD and Associate Dean



To review the terminology and basic functions of cameras and accessory equipment used in dental clinical photography, allowing the Foundation Dentist to take good quality clinical images.

Objectives

- *Identify the importance of obtaining valid consent from patients and keeping full and contemporaneous records alongside consent policies and procedures required when taking, storing and publishing clinical photographic images.*
- *Evaluate use of the most optimal equipment, camera settings and accessory equipment to produce high quality clinical images and to be able to diagnose if how to improve suboptimal images.*
- *Recognise the use of the wider team to aid image production of a high standard and how to use software to prepare images for use in presentations and projects.*

Learning Content

- *Demonstrate consistent, high quality clinical images to be used for patient education, building their own clinical portfolio and for coursework submissions throughout the training year.*
- *Evaluate their own clinical images to troubleshoot how to improve them where issues arise.*
- *Construct a systematic approach to make clinical photography routine in the Foundation Dentist's daily workflow.*



GDC Outcomes: A C

12.30

Lunch



Friday 20th September

Learning and Education Centre, Bedford Hospital

Afternoon Session

13.30

Oral Medicine and Cancer

CPD Hrs = 3

Stephanie Agar

Educational Supervisor

This session aims to identify the common presentations of oral pre-malignant and malignant disease and to understand the referral pathways and timings to best manage the patient. There will be discussions about the management and impact of diagnosis on the patients both during the initial referral point and the necessary aftercare and support required.



Objectives

- Describe how to educate patients in general dental practice on possible risk factors for oral cancer, including having confidence in delivering 'very brief advice'.
- Demonstrate how to identify oral premalignant and malignant conditions.
- Describe how to identify when specialist advice is necessary and the appropriate referral pathways.

Learning Content

- Demonstrate how to identify oral premalignant and malignant conditions.
- Recognise local and national support services and resources in the care of mouth cancer
- Demonstrate the ability to communicate effectively and sensitively with patients about the prevention, diagnosis and treatment of oral lesions.

GDC Outcomes: A B C D

16.30

End



Wednesday 25th September

Hybrid - Red Lion, Whittlesford - and - Online

Morning Session

10.15

Enhance - Introduction and Welcome

CPD Hrs = 2.45

enhance

Developing our integrated healthcare teams
Delivering modern healthcare

The Enhance introductory module hub event is part of the NHS England Enhancing Generalist Skills programme. This is a professional development offer for all healthcare professionals with a syllabus covering six health and care domains and four key cross-cutting themes.

The aim of Enhance is to equip all healthcare professionals with the additional generalist skills required to deliver excellent person-centred care across the evolving complexities of the health and care system.

The importance of this was emphasised in the 2023 NHS Long Term Workforce Plan (LTWP), mandating that the Enhance programme be expanded to embed the benefits of a more generalist approach across healthcare education and training.

11.10

Break

11.30

Introduction to Enhance Domains - Part 1



- 11:30 – Domain 1: Person centred practice
Speaker: TBC
- 11:55 – Domain 2: Complex multimorbidity
Speaker: TBC
- 12:20 – Domain 3: System working
Speaker: TBC

13.00

Lunch



Wednesday 25th September

Hybrid - Red Lion, Whittlesford - and - Online

Afternoon Session

13.45

Introduction to Enhance Domains - Part 2

CPD Hrs = 3

enhance

Developing our integrated healthcare teams
Delivering modern healthcare

- 13:45 – Domain 4: Population health
Speaker: TBC
- 14:10 – Domain 5: Social justice and health equity
Speaker: TBC
- 14:35 – Domain 6: Environmental sustainability
Speaker: TBC

15.00

Break

15.20

Enhance Domain-based Multi-professional Discussions



This part of the day is to allow full discussion and problem solving across multi-professional groups with the aim of understanding better the scope of practice of many different healthcare teams

Objectives

- Support future healthcare professional to feel confident in meeting the complex demands of the healthcare landscape, while promoting self-care at individual, team, and organisational levels across all healthcare professions.
- Understand better and have knowledge of methods of addressing population health and care needs in the communities they serve by harnessing data, technology, and contemporary research methodologies.

Learning Content

- Feel confident in co-delivering 'whole person' care for patients with multiple conditions.
- Become authentic, collaborative leaders and colleagues with a thorough grounding in human factors and team science.

GDC Outcomes: A B C D

16.45

End



Thursday 26th September

Learning and Education Centre, Bedford Hospital

Morning Session

09.30

Periodontology in Practice

CPD Hrs = 3

Sabina Wadhvani

Educational Supervisor

Review the current Classification of Periodontal Diseases 2017 and its implementation in General Dental Practice.

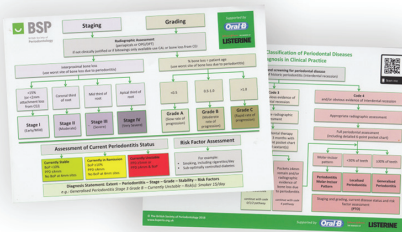
Objectives

- *Explain how to formulate individualised, written care or treatment plans for patients according to their individual circumstances.*
- *Describe how to monitor therapeutic outcomes and ensure that appropriate follow-up care is arranged.*

Learning Content

- *Evaluate the periodontal tissues and provide a differential diagnosis of the patient's periodontal condition.*
- *Demonstrate understanding of the aetiology, diagnosis and classification of periodontal disease and able to explain this to patients*
- *"Be able to integrate and deliver optimal periodontal care under the existing General Dental Service contract and assess when to refer a patient for more specialised periodontal care or to secondary care services."*

GDC Outcomes: A C



16.30

End



Thursday 26th September

Learning and Education Centre, Bedford Hospital

Morning Session

13.30

Emergencies and Pain Management

CPD Hrs = 3

Victor Gehani

General Dental Practitioner

To give knowledge, understanding and practical ability to be able to successfully manage an anxious patient with particular focus to IV sedation with midazolam.



Objectives

- Define the current standards in conscious sedation in relation to primary dental care.
- Compare and discuss the mechanisms of action, roles and limitations of premedication, inhalation sedation, oral sedation, intravenous sedation and general anaesthesia.
- Describe when to refer.

Learning Content

- List the current standards/guidance in conscious sedation in primary dental care.
- Differentiate between different treatment options for anxious patients, define 'conscious sedation' and its indications/contraindications, alongside recognising physiological norms as part of the patient assessment and monitoring.
- Compare the presentation and pharmacology of Midazolam and Flumazenil for use in Intravenous Sedation and recognise medical emergencies that may arise during use of these drugs and how to act.

GDC Outcomes: A B C



16.30

End



Friday 4th October

EndoMishra, Baldock

Day Session

09.30

Practical Endodontics - Part 1

CPD Hrs = 6

Shashi Mishra

Specialist Endodontist



To give Foundation Dentists greater confidence, knowledge and technical ability in diagnosis and treatment of apical and pulpal pathology, and understand modern concepts in its prevention. To allow Foundation Dentists to understand the factors involved in restoring the endodontically treated tooth.


Objectives

- Review current concepts in the prevention of apical and pulpal pathology.
- Describe the pathophysiology of the pulp-dentine complex and the symptoms of pulp-dentine pathology.
- Undertake practical training to have a greater knowledge of the principles of endodontic access, canal preparation, canal irrigation, obturation and the restoration of the endodontically treated tooth.

Learning Content

- Demonstrate an enhanced knowledge and ability to manage patients with endodontic problems.
- Demonstrate greater skill in the treatment of endodontically involved teeth.
- Evaluate how to restore the endodontically treated tooth.

GDC Outcomes: A C



16.30

End



Friday 11th October

Day Session

Online Study Day

CPD Hrs = 6



*Allocated day for you to work on your e-Learning modules at home or in practice.
As part of your Dental Foundation Training year within East of England you will undertake a number of online e-Learning modules. Most of the e-Learning can be accessed from the e-LFH (eLearning for Health) website (link on Online Learning Page), but the Script modules can be accessed directly from your e-Portfolio using the tab at the top of the dashboard page.*



Friday 18th October

Learning and Education Centre, Bedford Hospital

Day Session

09.30

Consent, Records and Complaints

CPD Hrs = 6

Shaam Shamsi

TPD Midlands Region

To provide a comprehensive knowledge base on the medicolegal issues that present themselves in general dental practice and management of complaints that may arise alongside ethical dilemmas.

Objectives

- *List the regulations and requirements regarding record keeping and dealing with complaints*
- *Explore the legal and ethical responsibilities of dentists and the team including the provision of dental care within the structure and principles of providing NHS dental care.*
- *To learn about the regulations surrounding the process of correct management of patient complaints within General Dental Practice*
- *Describe the processes of the GDCs regulation of the profession.*

Learning Content

- *Produce effective patient records within dental practice.*
- *Implement appropriate complaints handling in general dental practice.*
- *Identify the role of an indemnity provider in the support of the practice team and be able to define the professional responsibilities of all members of the dental team*

GDC Outcomes: A B D



16.30

End



Thursday 24th October

Online

Early Stage Review Meetings

CPD Hrs = 0.5

Peter Cranfield

TPD & Associate Dean

An individual confidential one to one meeting to assess each FD's progress into the program and the practice. It is an early session to identify any issues that may need to be addressed to ensure a successful completion to the training year. A timetable will be issued closer to the event





Friday 25th October

Learning and Education Centre, Bedford Hospital

Day Session

09.30

Coursework for FDs

CPD Hrs = 6

Peter Cranfield and Peter Russell

TPDs

To reinforce coursework details and expectations from earlier Regional and local induction processes.

Objectives

- *Explain in more detail the work required to complete the e-Lift projects.*
- *Define the process of conducting a clinical audit and the preparation required to complete this element of the coursework schedule.*
- *Ability to complete the three Milestone cases Foundation Dentists are required to undertake to the standard set.*

Learning Content

- *Design and produce a clinical audit to a satisfactory standard of work to meet expectations.*
- *Foundation Dentists will be able to recognise the workload involved regarding coursework elements.*
- *Identify the requirements to produce a satisfactory standard of work to meet expectations, including those for e-LIFT and Milestones.*

GDC Outcomes: A B C D



16.30

Lunch



Friday 1st November

Learning and Education Centre, Bedford Hospital

Day Session

10.00

Communications

CPD Hrs = 6

Cascade

Educational Theatre Company

To demonstrate the importance of communication and introduce Foundation Dentists to a range of skills they can use to communicate effectively with patients, team members and colleagues.


Objectives

- *Raise awareness of the importance of communication skills.*
- *Evaluate and assess clinician and patient interactions.*
- *"Identify successful strategies to improve communication."*

Learning Content

- *Participants will be able to describe how stress affects their own communication with others and define the factors that affect the behaviours and communication of others.*
- *"Differentiate the importance of non-verbal communication and active listening."*
- *Explain the range of skills required for dealing with a complaint and for providing feedback to colleagues.*

GDC Outcomes: A B D



16.45

End



Friday 8th November

Learning and Education Centre, Bedford Hospital

Afternoon Session

09.30

Oral Surgery

CPD Hrs = 3

Nilesh and Preeya Sakerchand

Educational Supervisors

Allow participants to become more competent in oral surgery procedures undertaken in primary care, including the use of flaps and bone removal where appropriate.

Objectives

- Explain the importance of patient medical history for oral surgery procedures as part of the overall pre-operative assessment processes and the relevance of National guidelines in this context, and when to refer to secondary care.
- Define local anaesthetic pharmacology, appropriate use of local anaesthetics and potential complications and their management.
- Provide practical training in the principles of assessment, flap design, bone removal and sectioning of teeth that require this approach for removal, including discussion of instrument selection (the surgical armamentarium) to undertake minor oral surgery procedures in general dental practice.
- Identify appropriate post-operative care and pain management for oral surgery patients

Learning Content

- Evaluate and demonstrate application in the diagnosis, treatment and aftercare of patients requiring exodontia in general dental practice.
- Demonstrate greater skill and knowledge of methods of providing simple oral surgery and the instruments used to aid this.
- List the relevant guidance relating to oral surgery care in general dental practice.

GDC Outcomes: A C



12.30

Lunch



Friday 8th November

Learning and Education Centre, Bedford Hospital

Afternoon Session

13.30

Treatment Planning

CPD Hrs = 3

Kalpana Patel

Educational Supervisor

To be able to provide a comprehensive treatment plan the patient understands and meets the patients' needs.

Objectives

- *Explore the multiple factors involved in the development of a patients' treatment plan for NHS care.*
- *Review the methods of assessing a patient's needs, wishes, requirements and the treatment options available for each patient in relation to the NHS regulations.*
- *Evaluate the skills necessary to be able to manage, involve and communicate to a patient the options and content of a treatment plan including patient's responsibilities and preventive regimes, or any need for referral.*

Learning Content

- *Identify and clarify a patient's treatment needs and requirements in relation to their wishes and expectations.*
- *Formulate suitable and effective treatment plans for patients including options for treatment modalities within the NHS regulations, including the need for any referral.*
- *Recognise the level of communication required to discuss with a patient an effective treatment plan in a manner which manages their expectations, wishes and requirements in an ethical and professional manner.*

GDC Outcomes: A B C D



16.30

End



Friday 15th November

Royal College of Surgeons, London

Day Session

09.15

AI and digital innovation in dentistry and oral health

CPD Hrs = 6

Various

Speaker role

Healthcare systems in the UK are overwhelmed. AI and digital technologies have enormous potential to enhance the provision of oral healthcare and improve patient outcomes. This is a day of thought-provoking discussion on innovation in digital technologies which will have global reach and impact also resulting in the potential to solve problems at scale by improving access to care.

Objectives

- *inform and keep colleagues updated on the latest developments in this rapidly evolving field.*

Learning Content

- *The role of AI in healthcare.*
- *The risks of AI in global terms*
- *The applications of digital technologies in dentistry and oral healthcare.*
- *The benefits of technological innovation on oral health.*

GDC Outcomes: A B C D



15.30

End



Friday 22nd November

Learning and Education Centre, Bedford Hospital

Morning Session

09.30

Practical Paediatric Dental Care

CPD Hrs = 3

Michael Cranfield

Specialist Paediatric Dentist

The aim of this session is to review current best practice in the dental management of paediatric patients.

Objectives

- *Assess and list our responsibilities in relation to paediatric management within in general dental practice.*
- *Describe current treatment protocols in managing symptomatic/asymptomatic primary teeth and be able to apply current restorative techniques to manage various scenarios.*
- *Demonstrate the use of stainless-steel crowns to help develop the skills to use the Hall technique in a reliable manner.*

Learning Content

- *Describe our responsibilities in providing safeguarding for children within a general dental environment.*
- *List current treatment protocols in managing symptomatic/asymptomatic primary teeth and be able to apply current restorative techniques to manage various scenarios.*
- *Recognise when a stainless-steel crown is the preferred treatment option in and demonstrate delivery of this treatment modality.*

GDC Outcomes: A C



12.30

Lunch



Friday 22nd November

Learning and Education Centre, Bedford Hospital

Afternoon Session

13.30

Practical Paediatric Dental Care - part 2

CPD Hrs = 3

Michael Cranfield

Specialist Paediatric Dentist

This session aims to provide the foundation dentist with an understanding of the role a general dental practitioner plays diagnosing, referring, and monitoring the orthodontic care of their patients.

Objectives

- Describe methods of assessing and diagnosing skeletal, dental and occlusal relationships in the primary, mixed and permanent dentition accurately, and identifying conditions which may require treatment or referral.
- Explain the methods of communication with orthodontic patients that provides ethical and caring support.
- Evaluate the role of the general dental practitioner in the provision of orthodontic care for patients and their families.



Learning Content

- Assess and diagnose malocclusion or disturbances of the developing dentition with the aim of providing the optimal treatment pathways for patients.
- Communicate with orthodontic patients in a way that provides ethical and caring support.
- Assist in the management of orthodontic diagnosis, treatment, and referral of patients

GDC Outcomes: A C

16.30

End



Friday 29th November

Hilton Cambridge City Centre

Day Session

09.30

Oral Cancer

CPD Hrs = 6

Various



The aim of this day is to bring together the whole dental team from primary, secondary and tertiary care to update our knowledge on the current management of oral cancer, post cancer rehabilitation as well as hearing personal stories from those living with oral and other cancers.

Objectives

- *Provide an overview of Oral Cancer, how to recognise it, refer it and how it is treated in secondary care.*
- *Demonstrate the importance of support of the patient in primary care.*
- *Share insights of the life of a cancer patient, how to deliver bad news and how dental teams can support the patient.*
- *Discuss the management of a cancer patient on polypharmacy, chemotherapy and bisphosphonates.*

Learning Content

- *Explain the mechanism of oral cancer, it's management and the role dental teams can play in identifying and referring appropriately.*
- *Describe the surgical and medical management of oral cancer patients.*
- *Define the challenges of all patients living with cancer in order to address their dental needs.*

GDC Outcomes: A B C D



16.30

End



Thursday 5th December

Postgraduate Education Centre, Stevenage

Morning Session

09.30

Health and Safety in Practice

CPD Hrs = 5

Sukhvinder Singh Atthi

Clinical Lecturer

This session aims to increase the understanding and knowledge relating of Foundation Dentists to health and safety in their workplace.

Objectives

- *Explain the principles of occupational health and safety and how to apply this knowledge in the workplace including use of risk assessments and the practical actions to improve health and safety.*
- *Identify the scope of legal and moral responsibilities whilst at work and determine reasonable methods to control risks associated with all aspects of the working environment.*
- *Describe principles of accident prevention and the need to report accidents and dangerous occurrences whilst being aware of the hazards and risks associated with the workplace, work equipment, work activities, display screen equipment and hazardous substances.*



14.30

Break



Thursday 5th December

Postgraduate Education Centre, Stevenage

Afternoon Session

pm

Human Factors in Dental Practice

CPD Hrs = 2

Peter Cranfield and Peter Russell

TPDs

This session aims to introduce techniques that Foundation Dentists can use and integrate into their daily life to support good and safe practice

Objectives

- Describe techniques that attendees can use to support safe practice and ensure best outcome.
- Facilitate interactive activities; allowing attendees to personally experience techniques that can be used to support safe practice and ensure best outcome.
- Support attendees to explore ways they could integrate the learned situational awareness to their daily practice lives.

Learning Content

- Describe techniques that support wellbeing and personal resilience.
- Apply techniques to support their own wellbeing and personal resilience and safety of their patients.
- Integrate chosen techniques and learning into their daily life to enhance adaptability and safety in their daily practice scenarios.

GDC Outcomes: A B D



16.30

End



Wednesday 11th December

Learning and Education Centre, Bedford Hospital

Day Session

09.30

Milestone One

CPD Hrs = 6

Foundation Dentists

This session enables Foundation Dentists to present their Milestone 1 Case. The Foundation Dentists will receive constructive feedback from fellow professionals.

Objectives

- *Effectively present the case of a patient with dental trauma or a dental emergency to fellow dental professionals.*
- *Demonstrate how to use the case of a patient with dental trauma or a dental emergency to reflect on clinical skills of analysis and care provision.*
- *Demonstrate how to constructively offer feedback related to a case of a patient with dental trauma or a dental emergency.*

Learning Content

- *Direct reflection and feedback into professional development.*
- *Demonstrate the provision of patient care through use of reflection, analysis and planning.*
- *Demonstrate how to deliver constructive feedback to fellow professionals.*

GDC Outcomes: A C D



16.30

End



Friday 13th December

Postgraduate Education Centre, Stevenage

Day Session

09.30

Indirect Restorations in Practice

CPD Hrs = 6

Victor Gehani

General Dental Practitioner



To provide Foundation Dentists with an update on contemporary materials, equipment, posture, clinical techniques for the fabrication of final restorations for the following, including temporisation: of Anterior veneers, Onlays, Adhesive bridgework, Full coverage crowns – adhesive/bonded and conventional

Objectives

- *Describe the principles involved in the ideal preparations and how to modify techniques when the ideal cannot be achieved.*
- *Identify appropriate use of material choice for each type of preparation.*
- *Undertake a series of practical exercises to reinforce protocols associated with indirect anterior and posterior preparations and provision of temporaries.*

Learning Content

- *Evaluate and critique their own preparations when they return to their training practices.*
- *To have enhanced practical skills in indirect preparations of anterior/posterior teeth, using a variety of techniques and equipment.*
- *Assess material selection for different types of indirect preparations*



GDC Outcomes: A C



Calendar 2024-2025

September 2024

Monday 2nd September	Start of Autumn Term
Thursday 5th September	Regional Induction Day – virtual learning 13.30pm.
Friday 6th September	Study day at Kings House, Bedford. am. - FDs only present. - pm. - FDs and ESs present
Wednesday 11th September	Clinical Skills Refresher at Bedford Dental Centre
Friday 13th September	Study Day - Bedford
Friday 20th September	Study Day - Bedford
Wednesday 25th September	Enhance Hub Day – Hybrid
Thursday 26th September	Study Day - Bedford

October

Friday 4th October	Clinical Study Day - Baldock
Friday 11th October	Study Day – Virtual Learning
Friday 18th October	Study Day - Bedford
Thursday 24th October	Early Stage Review – Interviews remotely with Peter Cranfield - TPD
Friday 25th October	Study Day - Bedford

November

Friday 1st November	Study Day - Bedford
Friday 8th November	Study Day - Bedford
Friday 15th November	Study Day – Royal College of Surgeons, London
Friday 22nd November	Study Day - Bedford
Friday 29th November	Regional Study Day - Cambridge

December

Dec 2024 – Jan 2025	Buddy ES Visits – ADEPT and CbD
Thursday 5th December	Study Day - Stevenage
Friday 6th December	Milestone 2 – APLAN submission opens
Wednesday 11th December	Study Day - Milestone 1 - Bedford
Friday 13th December	Study Day – Bedford - Last Day of Autumn Term

January 2025

Jan - Feb 2025	Practice Visits – virtual or in person by TPD – Dates to be confirmed
Friday 10th January	Milestone 2 – APLAN submission closes

Friday 24th January	Milestone 2 - APLAN review submission closes
February	
Friday 7th February	Study Day – Milestone 2 – Bedford
12th – 23rd February	Practice Exchanges
Friday 14th February	Study Day - Bedford
Friday 21st February	IRCP
March	
Friday 7th March	Study Day - Bedford – ESs present in afternoon
Friday 14th March	Study day - Baldock
Friday 21st March	Study Day - Bedford
Tuesday 19th March	Study Day - Luton
April	
Friday 25th April	Milestone 3 – APLAN submission opens
May	
Friday 2nd May	Audit submission date
Friday 9th May	Study Day - Bedford
Friday 16th May	No Study Day – British Dental Conference
Thursday 23rd May	Study Day - Bedford
Friday 30th May	Study Day - Bedford Milestone 3 – APLAN submission closes
June	
Friday 6th June	Study Day - Bedford
Friday 13th June	Milestone 3 - APLAN review submission closes
Friday 20th June	ES Prep Day
Friday 27th June	Study Day – Milestone 3 – Bedford – ESs present all day
July	
Friday 11th July	Regional Showcase
Friday 25th July	FRCP
August	
31st August	End of DFT Year



Educational Supervisors and Foundation Dentists



Stephanie Agar

Dental Care Centre, Bedford Health Village, 3 Kimbolton Road, Bedford, MK40 2NT



Ahmed Hausien

Barts and The London School of Medicine and Dentistry



Jashan Jethwa

Village Dental Practice, 17 Market Place, Stevenage. SG1 1DH



Manvi Shah

Guy's, Kings and St. Thomas Dental Institute



Gurpram Lidder

Queensbury Dental Practice, 66 Langdale Road, Dunstable, Bedfordshire. LU6 3BS



Ryan Bemani-Naeini

Guy's, Kings and St. Thomas Dental Institute

Practice Phone Number



**Shaswati Mandal
Lydia Chao**

Dental Department, Liverpool Road Health Centre, 9 Mersey Place, Luton, Bedfordshire LU1 1HH



Ingrid Ke

Barts and The London School of Medicine and Dentistry



Hardeep Matharu

Maple Dental Clinic, 29 Upper George Street, Luton, Bedfordshire LU1 2RD



Nirthika Balakumar

Guy's, Kings and St. Thomas Dental Institute




**Rahendra Naidoo
Kiran Jutla
Saroshen Naidoo**

De-ientes, 28 Lurke Street, Bedford, MK40 3HU



Mohammed (Sorwar) Ali

University of Bristol Dental School



**Saroshen Naidoo
Kiran Jutla
Rahendra Naidoo**

De-ientes, 60 High Street, Clapham, Beds MK41 6DN



Jacob Willis

University of Sheffield Dental School



**Jeremy Norris
Elaine Parsons**

St Kildas Dental Practice, 93 High Street, Tring, Herts. HP23 4AB



Bahar Gharooni-Dowrani

Guy's, Kings and St. Thomas Dental Institute



**Minesh Patel
Jayna Patel**

Chrysalis Dental Practice, 344 Goldington Rd, Bedford, MK41 9NS & 61-163 Leavesden Rd, Watford, WD24



Kiran Mistry

University of Central Lancashire Dental School



Sonal Patel

Broadwater Dental Practice, 302 Broadwater Crescent, Stevenage. SG2 8EU



Elia Loewenstern

University of Aberdeen Dental School



**Nilesch Sakerchand
Preeya Sakerchand
Steven Tran**

West Street Dental Practice, Europa House, West Street, Leighton Buzzard, Beds. LU7 1DD



Rohan Jadav

Barts and The London School of Medicine and Dentistry



**Samir Shah
Fahima Hussain**

Poynters Road Dental Practice, 263 Poynters Road, Dunstable, Beds. LU5 4SJ



Myriam Abad

Barts and The London School of Medicine and Dentistry



Karina Thakrar

Houghton Regis Dental Centre, 105-111 High Street, Houghton Regis. LU5 5BJ



Nida Adnan

Guy's, Kings and St. Thomas Dental Institute



Bedfordshire and Luton Scheme Buddy ES Pairings 2024-2025

Foundation Dentist	Educational Supervisor(s)	Buddy ES(s)
Ahmed Hausien	Stephanie Agar	Nilesh Sakerchand, Preeya Sakerchand and Steven Tran
Manvi Shah	Jashan Jethwa	Sonal Patel
Ryan Bemani-Naeini	Gurpram Lidder	Jeremy Norris and Elaine Parsons
Ingrid Ke	Shaswati Mandal and Lydia Chao	Hardeep Matharu
Nirthika Balakumar	Hardeep Matharu	Rahendra Naidoo and Kiran Jutla
Mohammed (Sorwar) Ali	Rahendra Naidoo and Kiran Jutla	Shaswati Mandal and Lydia Chao
Jacob Willis	Saroshan Naidoo	Minesh Patel and Jayna Patel
Bahar Gharooni-Dowrani	Jeremy Norris and Elaine Parsons	Gurpram Lidder
Kiran Mistry	Minesh Patel and Jayna Patel	Saroshan Naidoo
Elia Loewenstern	Sonal Patel	Jashan Jethwa
Rohan Jadav	Nilesh Sakerchand, Preeya Sakerchand and Steven Tran	Stephanie Aga
Myriam Abad	Samir Shah and Fahima Hussain	Karina Thakrar
Nida Adnan	Karina Thakrar	Samir Shah and Fahima Hussain



Online Learning

2024-2025

List of Mandatory E-Learning

As part of your Foundation Training year within the East of England Region you will undertake a number of online e_Learning modules.

All of these e-learning modules have specific completion dates.

Most of the e-Learning can be accessed from the e-LFH (e-Learning for Health) website, but the Script modules can be accessed directly from your e-Portfolio using the tab at the top of the dashboard page.

e-Learning for Health

Once you have received your login details from e_Learning for Health you can access all the necessary modules by using this link:

[East of England elfh Hub\(e-lfh.org.uk\)](http://e-lfh.org.uk)

This takes you to a portal which leads to the **East of England - Dental Foundation Trainees** learning path.

Here is a list of all the modules. Once each module has been completed the assessment for that module should also be completed and the certificate of completion uploaded to the e-Portfolio.

Modules Course Sections

Statutory and Mandatory Training (SMT) Completion by Early Stage Review

- Conflict Resolution Level 1 40 mins
- Data Security Awareness Level 1 70 mins
- Equality and Diversity and Human Rights Level 1 20 mins
- Fire Safety Level 1 30 mins
- Moving and Handling Level 1 40 mins
- Preventing Radicalisation - Basic Prevent Awareness 35 mins
- Safeguarding Adults Level 1 40 mins
- Safeguarding Adults Level 2 40 mins
- Safeguarding Children Level 1 30 mins
- Safeguarding Children Level 2 35 mins

Mental Capacity Act (MCA) Completion by IRCP

- Mental Capacity Act as Part of Human Rights 20 mins
- Assessing Mental Capacity 20 mins
- Planning Ahead Using the MCA 20 mins
- Best Interests 20 mins
- Restraint 20 mins

Deprivation of Liberty 20 mins
Relationship Between the MCA and the MHA 20 mins
Mental Capacity Act and Young People aged 16 or 17 20 mins
Research Involving People Who Lack Capacity 20 mins
Mental Capacity Act and Adult Safeguarding 20 mins
Settling Disputes and Disagreements 20 mins

Alcohol and Tobacco Brief Interventions Completion by IRCP

Introduction to treating and preventing ill health 15 mins
Very Brief Advice on Smoking 15 mins
Alcohol Brief Advice 15 mins
Bringing It Together - Multiple Risk Factors 15 mins
Assessment 10 mins

Making Every Contact Count (MECC) Completion by IRCP

What is MECC and why is it important 30 mins
How to have a MECC conversation 30 mins
Signposting 15 mins
Five Ways to Wellbeing 30 mins
Assessment 10 mins

HEE Rubber Dam Placement video Completion by IRCP

Using your login details for e_Learning for Health you can access this module by using this link:

[East of England elfh Hub\(e-Ifh.org.uk\)](http://EastofEnglandelfhHub(e-Ifh.org.uk))

Script - An eLearning programme to improve prescribing competency

Please use the link in your e-Portfolio to access the Script site. When you have completed a module , this information will be passed to your e_Portfolio but you may wish to download completion certificates for your CPD records.

Modules Completion by FRCP

Prescription Documentation and the Drug History 60 mins
Medication Errors and Adverse Drug Reactions 60 mins
Special Patient Groups 60 mins
Utilising the BNF 60 mins
Medical Emergencies 60 mins
Periprocedural Prescribing 60 mins
Dental Infection 60 mins
Pain, Ulceration, and Inflammation 60 mins
Prescription Documentation and the Drug History 60 mins
Medication Errors and Adverse Drug Reactions 60 mins



Milestones and APLAN

2024-2025

Introduction

The Milestones are three clinical cases that Foundation Dentists (FDs) will present throughout the DFT year. The cases will increase in complexity as the year progresses and will be part of the formative assessment for IRCP and FRCP. You will present your case at your scheme study day. The cases will be peer reviewed on the day by your own scheme members and educational supervisors. This process facilitates learning, self-assessment, reflection and insight. Milestone One is peer reviewed only. Milestones Two and Three use APLAN for additional anonymous feedback and scoring.

APLAN (Anonymous Peer Learning and Assessment Network) is an online tool which allows your cases to be distributed to other FDs and ESs across the Midlands and the East of England regions. Your cases will be anonymously reviewed by three FDs and three ESs. In addition, you will be asked to provide anonymous feedback for three cases submitted by other FDs.

The deadlines for the case submission and review feedback on APLAN are set at the beginning of the DFT year:

Milestone 2

Submissions open: 6th December 2024 - Submissions close: 10th January 2025

Milestone 3

Submissions open: 25th April 2025 - Submissions close: 30th May 2025

Please note the dates of the opening and closing of the submission periods; there is no room for late submission of cases or feedback reviews. The window for giving feedback on cases will open within 48 hours of the case upload deadline closing and will remain open for two weeks. Failure to meet the deadlines may impact your IRCP and FRCP outcome.

Case Guidance

You will find information on the SharePoint for FDs that covers the Milestone cases and guidance on how to present them. General guidance for case presentation includes:

- Ensure you have written consent from your patient for the use of photographs, radiographs and clinical records;
- Start identifying cases as soon as possible, and have a few cases spare as back-up in case of patient non-attendance;
- Look at the marking criteria to help guide your presentation;
- Keep your case presentation concise and avoid using a lot of text on slides;
- Reflect on your case and provide modifications you would make in future; and
- Maximum presentation time is 10 to 15 minutes which is then followed by Q&A for around 10 minutes.

If you have any further queries please contact your TPD.



Audit

2024-2025

Introduction

It is a requirement of the Dental Foundation Training Curriculum that a minimum of two clinical audit cycles are to be completed by the end of the ninth month of Dental Foundation Training by each Foundation Dentist.

Submission of a formal Clinical Audit Report is a mandatory requirement for the Satisfactory Completion of Foundation Training in the East of England Region.

Detailed guidance on the completion of your Audit Project will be provided in a separate document.

Process for marking

Your Clinical Audit Report will be marked by a Buddy ES using a Feedback Form approved by the Region. When complete you should email a copy of your Clinical Audit Report to your TPD and Buddy ES.

The Buddy ES will complete the Feedback Form then forward the completed Feedback Form to your TPD for moderation. Your TPD will forward the moderated Feedback Form to you and your ES for discussion at a tutorial.

E-Portfolio upload

You should complete a Tutorial Reflection and upload the completed Feedback Form to the **FD Projects, Presentations and Audits** section of the e-Portfolio. At the same time upload your completed Clinical Audit Report to the **Uploads** section of the e-Portfolio.

The TPD for your Scheme will set the submission and marking deadlines for that Scheme. They will also allocate a Buddy ES to each FD.

Your Audit Report and the completed Feedback Form must be uploaded to the e-Portfolio at least two weeks before FRCP.



Lead Employer

2024-2025

Mersey and West Lancashire Teaching Hospitals NHS Trust

Phone 0151 478 7777
Generic email Lead.Employer@sthk.nhs.uk
Lead Employer website <https://leademployer.merseywestlancs.nhs.uk/>
Dental Foundation Hub <https://leademployer.merseywestlancs.nhs.uk/dental-foundation-colleagues>

ESR Enquiries: - 0151 676 5323 (login details, forgotten password etc)
ESR.LeadEmployer@sthk.nhs.uk

Electronic Submission of Expenses: - 0151 676 5323 (Expenses for Business miles and Home to work mileage submitted via e-expenses only)
e-expenses@sthk.nhs.uk

Health Work and Wellbeing: - 0151 430 1985 (copies of certificates/immunisations etc)
hwwb.recruitment@sthk.nhs.uk

Pay Enquiries: - 0151 290 4658 (tax only, other pay queries will be addressed by the helpdesk)
leademployerpayroll@sthk.nhs.uk

Pensions enquiries: 0151 430 1115
Leademployer.Pension@sthk.nhs.uk



Problem Solving and Support

Bedfordshire and Luton 2024-2025

During the Foundation Training year there will be many opportunities for problems to arise. These may range from the 'crowns that never fit' to problems communicating with the Dental Nurse. However, you have available a wealth of expertise and experience to draw upon to help you to solve your problems.

In your Practice the main source of assistance is, of course, your Educational Supervisor. During normal working hours you can approach your ES for assistance, or alternatively during a tutorial you can bring up a matter that is causing concern.

Your Training Programme Director is also always available for help on a whole range of clinical, professional or personal problems. This does not have to wait until a Study Day; contact your TPD by email or phone early on if you have a problem or concern. Early resolution of an issue will help prevent any further worry. Remember that patient safety is paramount and confidentiality is assured, if required.

The training group is also a very useful forum to air problems and to seek a solution. Opportunities for group discussion occur in nearly every session of study days. Naturally openness and frankness is usually required, but all members of the group will respect our rule of confidentiality outside the sessions.

If there are problems relating to your work in the practice, you should also contact the Lead Employer for support. They will help not only with employment issues but also with wellbeing and health support pathways.

Additionally there is further support that can be obtained from the Regional Professional Support and Wellbeing unit. You can self-refer, but please ensure (if you feel able) that you share relevant information about your referral with your Educational Supervisor

Contacts for Support

Training Programme Director

Peter Cranfield
07956523148
peter.cranfield@nhs.net

Lead Employer Health Work and Wellbeing

0151 430 1985
hwwb.recruitment@sthk.nhs.uk

Professional Support and Wellbeing Unit

<https://heeoee.hee.nhs.uk/psw/psw-eeo>



Claiming Travel and Subsistence

2024-2025

For payment of Dental Foundation Training claims, Foundation Dentists must adhere to the following guidance:

All claims must be made online via the EASY Expenses system via the Lead Employer.

You can access the EASY Expenses system here:

<https://leademployer.merseywestlancs.nhs.uk/expenses-1>

Before you make any claims you will need to set up an approving manager on the system. This will be your Educational Supervisor. They will need to complete a New Approver Form and return to:

e-expenses@sthk.nhs.uk .

The form can be accessed from:

<https://leademployer.merseywestlancs.nhs.uk/media/Documents/Expenses/New-Approver-Authorisation-Form-1.docx>

If you travel by car, you will need to upload copies of your Insurance and Driving Licence to the Easy Expenses system. You will need to ensure that your insurance covers business use (Class 1).

Travel claims must reflect the actual mileage undertaken, or travel costs incurred, in attending your Study Day Programme only. Your usual mileage from your home to the dental practice will be deducted from the amount.

(Current mileage rate = £0.28 per mile, dentists carrying one or more named eligible dentists to the same course = an additional £0.05 per mile) Where passengers are being claimed for, their full names, contract number and performer number is required.

Car parking costs will be reimbursed and you will need a receipt for the car parking an image of which will be need to be uploaded.

FDs should travel only by second class if they travel by rail and should attach images of tickets or receipts to their claims.

Taxis should not be used and cannot be claimed.

A daily lunch allowance is payable: (applicable when more than five hours away from practice, including the times between 12:00 - 2:00pm) = up to a maximum of £5.00, itemised receipts must be provided when making a claim. Please note that bank statements are not acceptable forms of receipt and no reimbursements can be made on alcoholic drinks.

Within East of England overnight accommodation is not claimable except in very specific authorised circumstances, therefore claims for accommodation or evening meal allowance should be not be made.

All claims must be completed accurately and honestly. You may only claim for actual expenses incurred and must not exaggerate claims, provide alternative or fabricated receipts or deliberately incur unnecessary expense.



Practice Equipment List

2024-2025

Practice Specifications

Electronic records - Full computer based clinical records and appointment management system.

Digital radiography

Internet access

Infection control - Up to date policies, protocols, and operating procedures including effective decontamination facilities with sufficient capacity and storage.

NHSmial account

Specification for FD Room

Size - Minimum floor area 9m².

Ventilation - Natural or mechanical ventilation must be provided. The fresh-air supply rate should not normally fall below 5 to 8 litres per second, per occupant - HSE Workplace (Health, Safety and Welfare) Regulations 1992.

Equipment for FD Room

Dental chair - Low seated design. Operating light. Delivery unit. Cuspidor. Suction. Amalgam separation.

Stool for dentist

Stool for nurse

Handwash sink

X-ray set - Rectangular collimation. Isolation switch outside the controlled area.

Amalgam mixer

Light cure lamp

Telephone

Workstation - Clinical records and appointment management software. Internet access.

Turbines - Minimum of 3.

Contra-angle handpieces - Minimum of 3.

Straight handpiece - Minimum of 1.

Ultrasonic scaler - Magnetostrictive or piezo.

Instrumentation for FD Room

Autoclavable tray system

X-ray film holders - Full range of holders for bitewing and periapical views - including full range of endodontic film holders.

Rubber dam kit - Latex free.

Conservation - Full range of instruments for normal restorative work including a single use matrix system (eg Automatrix) and a sectional matrix system (eg Composi-tight).

Periodontics - Full range of periodontal instruments including a measuring probe (eg Williams Probe) and a full set of scaling instruments (eg Gracey Curettes).

Extractions - Full range of extraction forceps (upper and lower); elevators and a set of Luxators.

Oral Surgery - Full range of surgical instruments including scalpel blades and handle, periosteal elevator, solution for irrigations, syringe for irrigation, surgical handpiece, selection of surgical burs, root tip picks, bone rongeurs, needle driver, toothed tweezers, non-toothed tweezers and suture scissors.

Prosthetics - Full range of prosthetic instruments including shade and mould guides.

Endodontics - Full range of stainless-steel hand files and NiTi rotary files.

Materials and Disposables for FD Room

Respirator - Fit tested FFP3 mask or powered hood for FD use.

Type II R Fluid Resistant Surgical Masks

Gloves - Latex free.

Bibs

Aprons

Gowns

Paper and cotton goods

Safe Sharps System - Incorporating a shield or cover that slides or pivots to cover the needle after use - HSE Health and Safety (Sharp Instruments in Healthcare) Regulations 2013.

Waste containers - For sharps, clinical waste, non-clinical waste, gypsum waste. Containers with mercury suppressant for amalgam waste, amalgam capsules and extracted teeth.

Disposable 3 in 1 syringe tips

Conservation - Full range of restorative materials including paediatric stainless-steel crowns and 016 stainless-steel orthodontic wire for trauma cases.

Prosthetics - Full range of prosthetic materials including impression compound and greenstick.

Endodontics - Full range of endodontic materials including a tooth sleuth, hypochlorite sourced from a dental supplier and Endo-Frost.

Available in the Practice for Use by the FD When Required

Dedicated Digital Camera - SLR or equivalent with lens, ring flash, retractors, and mirrors.

Conservation - Face bow and semi-adjustable articulator.

Prosthetics - Surveyor.

Endodontics - Electric pulp tester, apex locator, handpiece & motor for rotary endodontic system.

Clinical Digital Thermometer

Digital Communication - Computer or tablet with MS Teams including webcam, speakers, and microphone.