

Bedfordshire and Luton Dental Foundation Training Scheme

Autumn Term Programme 2021-2022





Bedfordshire and Luton Dental Foundation Training Scheme

Bedford Learning and Education Centre

Bedford Hospital NHS Trust, Kempston Road, Bedford, MK42 9DJ

Tel: 01234 355122

Regional Postgraduate Dental Dean	Andrew Dickenson
Regional Deputy Postgraduate Dental Dean, Early Years	Deborah Manger
Associate Dental Dean for Regional Trainee Support	Fleur Kellett
Regional Dental Account Manager	Rivie Mayele-Tamina
Regional Dental Faculty Support Officer	Patti Bradshaw, Jemma Brighton
Regional Faculty Support Administrator	Peta Wright, Kapil Nandha
Postgraduate Centre Manager	Rosa Lombardi
Scheme Administrator	Chandima Johnson
Training Programme Director	Peter Cranfield PhD BDS DIC DGD(UK) PgCert Med Ed The Mews, 22 Bancroft, Hitchin, Herts. SG5 1JW 07956 523148 peter.cranfield@hee.nhs.uk



Bedfordshire and Luton Dental Foundation Training Scheme

Index to Autumn Term Programme

Midlands and East Region	2
Index	3
Bedfordshire and Luton Scheme Postgraduate Centre	4
List of Study Days for Autumn Term	5
Details of Study Days	7
Calendar for 2021-2022	32
ESs and FDs of Bedfordshire and Luton Scheme	34
Buddy ES pairs for Bedfordshire and Luton Scheme	37
Online Learning 2021-2022	38
e-LIFT Project 2021-2022	42
Milestones and APLAN 2021-2022	43
Problem Solving and Support Bedfordshire and Luton Scheme	44
Claiming Travel and Subsistence 2021-2022	45
Audit Project 2021-2022	46
Practice Equipment List 2021-2022	47
Useful Links 2021-2022	49
Speakers for Autumn Term	50



Bedfordshire and Luton Dental Foundation Training Scheme

Bedford Learning and Education Centre



This year of Dental Foundation Training is a very valuable one during which you have the chance to gain wonderful experience in the provision of excellent dental care within a general dental practice setting. You will learn many things, and you will find yourself in many challenging situations. However, it is also meant to be fun.

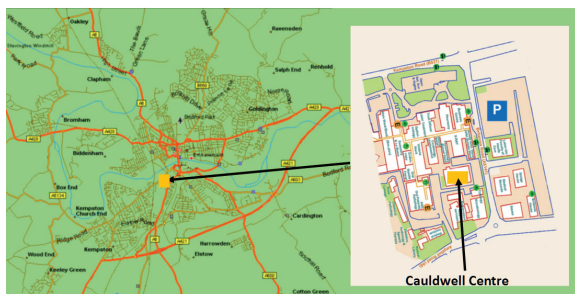
Those who have undertaken Dental Foundation Training before you have found it to be a tremendous experience and they are always sad when they realise that their year is ending. You are at the start of your year and all is ahead of you. Let us work together to make it an excellent year for you.

The Learning and Education Centre has several rooms for our use, the largest being the Lecture Theatre, where many of the sessions for the Study Days will be held, but there are also smaller Classrooms and a Clinical Skills Lab.

Other rooms are also available in the Raleigh Centre, which is on the opposite side of Ampthill Road. We shall be based here on for some Study Days.

The Medical Education Manager, Rosa Lombardi, is responsible for running the Centre, and our Scheme Administrator is Chandima Johnson.

Location and Parking



Bedford Hospital Learning and Education Centre is situated in the lower floor of the Cauldwell Centre within the grounds of Bedford Hospital. Bedford Hospital is within walking distance of Bedford Midland Road railway station, and is served by local buses. If you are coming by car, parking is available in Britannia Road on the eastern side of the hospital. The map shows how to find the hospital and the centre, and car parking.

<https://goo.gl/maps/pHjx7M3QtZm1fqBX6>



Autumn Term

Venues and Subjects

Friday 3rd September	<p>Introduction and Welcome to the Bedfordshire and Luton Scheme</p> <p>Nuts and Bolts of DFT</p> <p>Educational Supervisors and Foundation Dentists, a Relationship in Practice</p>	<i>Learning and Education Centre, Bedford Hospital</i>
Wednesday 8th September	Clinical Skills Refresher	<i>Prince William Education Centre, Kettering Hospital</i>
Friday 10th September	<p>Regional Induction - Welcome and Introduction</p> <p>Using the Dental ePortfolio</p> <p>Introduction to the GDC</p> <p>The NHS Business Services Authority</p>	<i>Virtual Remote Learning Platform - Links to be confirmed.</i>
Friday 17th September	<p>NHS Rules and Regulations</p> <p>Clinical Skills Refresher - Radiography</p>	<i>Raleigh Training Centre</i>
Friday 24th September	<p>Clinical Photography</p> <p>Oral Medicine and Cancer</p>	<i>Raleigh Training Centre</i>
Friday 1st October	<p>Periodontology</p> <p>Emergencies and Pain Management</p>	<i>Virtual Remote Learning Platform - Links to be confirmed.</i>
Thur 7th or Fri 8th October	Endodontics Part 1	<i>EndoMishra, Baldock</i>
Friday 15th October	e-Learning	<i>Virtual Remote Learning Platform - Links to be confirmed.</i>

Friday 22nd October	Complaints and Record Keeping in Practice e-Learning	<i>Virtual Remote Learning Platform - Links to be confirmed.</i>
Thursday 28th October	Communication Skills	<i>Raleigh Training Centre</i>
Friday 5th November	Coursework for FDs	<i>Virtual Remote Learning Platform - Links to be confirmed.</i>
Friday 12th November	Paediatric Dentistry Paediatric Dentistry Part 2	<i>Learning and Education Centre, Bedford Hospital</i>
Friday 19th November	Oral Surgery Treatment Planning	<i>Raleigh Training Centre</i>
Friday 26th November	Indirect Restorations in Practice	<i>Virtual Remote Learning Platform - Links to be confirmed.</i>
Friday 3rd December	Milestone 1 - Emergency Case	<i>Learning and Education Centre, Bedford Hospital</i>
Friday 10th December	e-Learning	<i>Virtual Remote Learning Platform - Links to be confirmed.</i>
Friday 17th December	Health and Safety in General Dental Practice	<i>Learning and Education Centre, Bedford Hospital</i>

Important Dates and Deadlines

Start of Autumn Term	Friday, 3 September 2021
Early Stage Review	Thur 14 or Fri 15 October 2021
Milestone 1 Presentation	Friday, 3 December 2021
End of Term	Friday, 17 December 2021



Friday 3rd September

Learning and Education Centre, Bedford Hospital

Morning Session

09.30

Introduction and Welcome to the Bedfordshire and Luton Scheme

CPD Hrs = 3

Peter Cranfield

TPD & Regional Advisor for Projects & Innovation

A welcome to the members of the Scheme and an introduction to the programme for the year. This is our first meeting together and is the time to get to know each other.

11.00

Break

11.15

Nuts and Bolts of DFT

Peter Cranfield

TPD & Regional Advisor for Projects & Innovation

In this session we shall look at how Dental Foundation Training runs on a day to day basis. This is an opportunity to set out the ground rules for the year and to understand how we can make our group work well. The programme for the term and for the year can be discussed. We shall also look at the mechanisms for making claims for expenses



12.30

Lunch



Friday 3rd September


Learning and Education Centre, Bedford Hospital

Afternoon Session

13.30

Educational Supervisors and Foundation Dentists, a Relationship in Practice FDs and ESs

CPD Hrs = 3



Educational Supervisors are very important to FDs and vice-versa. What are our responsibilities to each other? What are our expectations and what can we achieve together? How can we make our relationship one that is beneficial to both parties? What do we do when things do not run smoothly? Who can provide help and advice within the practice?

Today we shall have a chance to develop and practise team communication skills in practical ways. We shall spend some time considering monitoring within general practice. This is always a difficult area and sharing experiences can be very helpful.

Objectives

- To introduce and orientate delegates to the Dental Foundation Training programme.
- To give delegates tools to develop their role as a Foundation Dentist throughout the year.
- Inform delegates of the requirements of Foundation Training and to develop teamwork skills.

Learning Content

- Be able to demonstrate an understanding of learning styles and reflection.
- Define the timeline of the Dental Foundation Training year.
- Have a knowledge of their peer group and Midlands & East HEE personnel together with an enhanced ability to work with others as a team.

GDC Outcomes: A B C D



16.30

End



Wednesday 8th September

Prince William Education Centre, Kettering Hospital

Day Session

09.30

Clinical Skills Refresher

CPD Hrs = 6

FDs

Starting in practice is exciting and the fruit of many years of study and learning. However, for many of the group it may be several months since the opportunity to carry out practical clinical skills was present. This clinical hiatus can lead to a process of 'de-skilling' and possibly to a loss of confidence. Today we have the chance to work in a Clinical Skills room and to revisit many straightforward clinical techniques and processes and to refresh the skills we have learned whilst at dental school. We shall be able to compare our work with our peers, and to have the guidance from some of the Scheme's Educational Supervisors.



Objectives

- Be able to evidence the systematic and accurate removal of simulated dental caries.
- Have an opportunity to refresh dental preparation skills on a simulator prior to starting work in general dental practice.

Learning Content

- Appreciation of the importance of accurate caries removal and the preservation of sound dentine and supported enamel
- Knowledge of any requirements for targeted supported by the ES.

GDC Outcomes: C D

16.30

End



Friday 10th September

Virtual Remote Learning Platform - Links to be confirmed.

Morning Session

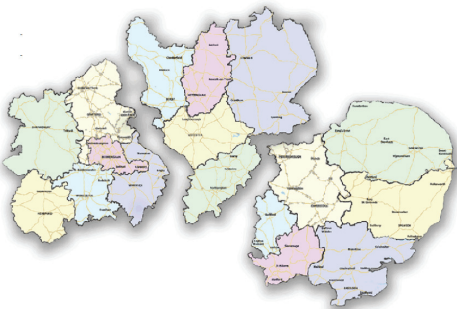
09.00

Regional Induction - Welcome and Introduction

CPD Hrs = 6

Deborah Manger

Regional Deputy Postgraduate Dental Dean, Early Years



This session is a welcome to all the new Foundation Dentists in the Midlands and East Region and to introduce and orientate them to their Dental Foundation Training year. It will help everyone develop their role as a Foundation Dentist throughout the year by providing information about the content and timelines that have to be maintained. Completion of Dental Foundation Training has specific requirements and these will be outlined and discussed.

Objectives

- Explain what the Dental Foundation Training year involves, the induction process, the support services available and the commitment needed to complete the year.
- Provide experience, access to and navigation of the Dental Foundation Training e-portfolio, Intrepid Course Manager, APlan and the HEE-M&E website.
- Define the RCP process involved in the satisfactory completion of Dental Foundation Training.

Learning Content

- Be able to demonstrate an understanding of learning styles and reflection.
- Have a recognition of their peer group and Midlands & East HEE personnel together with an enhanced ability to work with others as a team.
- Recognise the need for professional and ethical behaviour and have knowledge of the NHS rules and regulations.

GDC Outcomes: A B C D





Friday 10th September

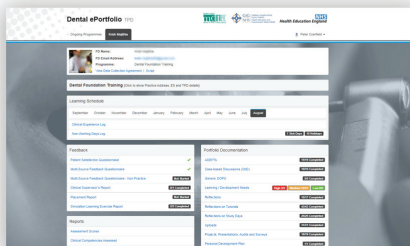
Virtual Remote Learning Platform - Links to be confirmed.

0.00

Using the Dental ePortfolio

Peter Cranfield

TPD & Regional Advisor for Projects & Innovation



The Dental ePortfolio is an online record of your progress and and development throughout the Foundation Training year. Not only does it contain your reflective comments on your experiences and learning, but it also records all your achievements and their assessments. It provides tools for gaining feedback from the dental team around you, and also from your patients. It also logs your clinical work and growth. Timely completion of the ePortfolio is essential and this session is an opportunity to learn about the content and hidden depths of the ePortfolio.

10.50

Break

11.00

Introduction to the GDC

Elena Scherbatykh

Policy Manager · General Dental Council



The General Dental Council re an independent organisation which regulates dentists and dental care professionals in the UK. They set dental standards, hold a register of qualified dental professionals, quality assure education and investigate concerns about treatment or conduct.

Objectives

- To learn about the role and structure of the GDC.
- To learn about how the GDC regulates the profession
- To learn about professional and ethical responsibilities of registrants

Learning Content

- FD's responsibilities as Dental Professionals
- How the GDC functions.
- What sanctions can be applied to registrants in breach of their professional standards

GDC Outcomes: A B C D

12.00

Lunch



Friday 10th September

Virtual Remote Learning Platform - Links to be confirmed.

Afternoon Session

12.30

The NHS Business Services Authority

Speaker role

The NHS BSA support those essential providers of services to the NHS, dental providers and performers. They are responsible for processing all the claims we make in practice for the treatment that we provide for our patients; a total of over 43.6 million dental claims per year.

Our access to the BSA is often through the Compass portal, where we can see and update information about ourselves as dental performers and our dental claims.

Today's webinar will give us insight into the work of the BSA and requirements of the NHS Dental Regulations which direct and control our dental care provision.

The day will be completed by a short session from Deborah Manger.



Friday 17th September

Raleigh Training Centre

Morning Session

09.30

NHS Rules and Regulations

CPD Hrs = 3

Peter Russell

Training Programme Director

Provide Foundation Dentists with a working knowledge of the rules and regulations applying to the provision of NHS dental care for their patients and to ensure they are able to inform patients appropriately of the availability of NHS services.


Objectives

- Explain how and when to claim for NHS treatment that has been provided to patients.
- Define the rules regarding provision of NHS dental care.
- Have the ability to talk confidently about what can be provided through NHS dental services.

Learning Content

- List the structures and content of NHS treatment bands and associated NHS banding charges.
- Apply the rules regarding provision of NHS dental care.
- Be able to perform within the structure of NHS GDS contracts.

GDC Outcomes: A B D



12.30

Lunch



Friday 17th September

Raleigh Training Centre

Afternoon Session

13.30

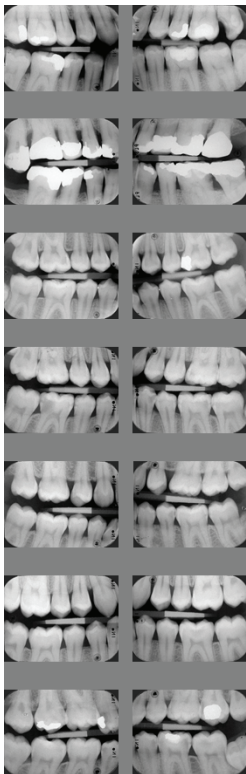
Clinical Skills Refresher - Radiography

CPD Hrs = 3

Jeremy Norris

Educational Supervisor

This session is to provide a refresher on how to justify, report and grade dental radiographs. We shall refresh theory in relation to everyday practice for dental radiography. We shall also try to understand the range of holders and views and shall share solutions for dealing with common issues.



Objectives

- To be able to justify, report and grade your radiographs.
- To gain hints and tips for overcoming common issues
- To be able to choose appropriate radiographic views

Learning Content

- To be able to justify, assess and report on dental radiographs
- To have processes to overcome common issues in Radiography
- To understand and choose the appropriate views for dental radiographs and their uses.

GDC Outcomes: A B D

16.30

End



Friday 24th September

Raleigh Training Centre

Morning Session

09.30

Clinical Photography

CPD Hrs = 3

Peter Cranfield

TPD & Regional Advisor for Projects & Innovation



The aim for the session is to help all participants to take and use effectively high quality clinical photographs, and be assured that all requirements are met for their consent and storage.

Objectives

- *Identify the importance of obtaining valid consent from patients and keeping full and contemporaneous records alongside consent policies and procedures required when taking, storing and publishing clinical photographic images.*
- *Evaluate use of the most optimal equipment, camera settings and accessory equipment to produce high quality clinical images and to be able to diagnose if how to improve suboptimal images.*
- *Recognise the use of the wider team to aid image production of a high standard and how to use software to prepare images for use in presentations and projects.*

Learning Content

- *Demonstrate consistent, high quality clinical images to be used for patient education, building their own clinical portfolio and for coursework submissions throughout the training year.*
- *Evaluate their own clinical images to troubleshoot how to improve them where issues arise.*
- *Construct a systematic approach to make clinical photography routine in the Foundation Dentist's daily workflow.*



GDC Outcomes: A C

12.30

Lunch

You will need to bring your practice camera and accessories to this session.



Friday 24th September

Raleigh Training Centre

Afternoon Session

13.30

Oral Medicine and Cancer

CPD Hrs = 3

Stephanie Agar

Educational Supervisor

A session to help identify the common presentations of oral pre-malignant and malignant disease and to understand the referral pathways and timings to best manage the patient. Discussions about the management and impact of diagnosis on the patients both during the initial referral point and the necessary aftercare and support required.



Objectives

- Describe how to educate patients in general dental practice on possible risk factors for oral cancer, including having confidence in delivering 'very brief advice'.
- Explore and identify oral premalignant conditions and identify the appropriate timings and referral pathways, and when specialist advice is necessary.

Learning Content

- An Improved understanding of the incidence, diagnosis and prevention of oral lesions and mouth cancer.
- Recognise the appropriate referral and timings in the care of mouth cancer.
- Demonstrate the ability to communicate effectively and sensitively with patients about the prevention, diagnosis and treatment of oral lesions, with an improved knowledge of the disciplines involved in the patient journey through diagnosis to treatment of head and neck cancer patients, alongside the role the general dental practitioner may need to play.

GDC Outcomes: A B C D

16.30

End



Friday 1st October

Virtual Remote Learning Platform - Links to be confirmed.

Morning Session

09.30

Periodontology

CPD Hrs = 3

Sabina Wadwhani

Educational Supervisor

This session is a review of the current Classification of Periodontal Diseases 2017 and its implementation in General Dental Practice.

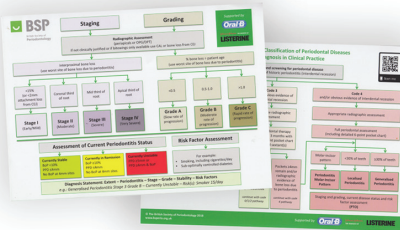
Objectives

- Explain how to formulate individualised, written care or treatment plans for patients according to their individual circumstances.
- Describe how to monitor therapeutic outcomes and ensure that appropriate follow-up care is arranged.

Learning Content

- Demonstrate an understanding of the aetiology, diagnosis and classification of periodontal disease and be able to explain this to patients.
- Evaluate the periodontal tissues and provide a differential diagnosis of the patient's periodontal condition.
- Be able to integrate and deliver optimal periodontal care under the existing General Dental Service contract and assess when to refer a patient for more specialised periodontal care or to secondary care services.

GDC Outcomes: A C



12.30

Lunch



Friday 1st October

Virtual Remote Learning Platform - Links to be confirmed.

Afternoon Session

13.30

Emergencies and Pain Management

CPD Hrs = 3

Victor Gehani

Educational Supervisor



To give knowledge, understanding and practical ability to be able to successfully manage an anxious patient. To help Foundation Dentists to be more competent in the diagnosis and management of dental emergencies and be aware the role the entire team play in this respect.

To explore the presentation of patients in pain and common causes and treatment modalities.

Objectives

- *Identify the importance of thorough history taking, special tests, diagnosis and treatment planning for dental emergencies, including informed consent.*
- *Evaluate appropriate management strategies for patients that present with dental pain of various causes and tooth fracture.*
- *Discuss the need to be confident in liaising with the wider team to help schedule emergency appointments so there is sufficient time to manage them appropriately.*

Learning Content

- *Foundation Dentists will be able to describe how to competently manage commonly occurring dental emergencies, including trauma.*
- *Organise and manage their own diaries to be able to cope with dental emergencies in a consistent, stress-free environment.*
- *Be able to diagnose and respond with appropriate treatment to the different presentations of oral facial pain*

GDC Outcomes: A B C

16.30

End



Thur 7th or Fri 8th October

EndoMishra, Baldock

Day Session

09.30

Endodontics Part 1

CPD Hrs = 6

Shashi Mishra

Endodontic Specialist



To give Foundation Dentists greater confidence, knowledge and technical ability in the diagnosis and treatment of apical and pulpal pathology. To allow Foundation Dentists to understand the factors involved in restoring the endodontically treated tooth.


Objectives

- Review current concepts in the prevention of apical and pulpal pathology.
- Describe the pathophysiology of the pulp-dentine complex and the symptoms of pulp-dentine pathology.
- Undertake practical training to have a greater knowledge of the principles of endodontic access, canal preparation, canal irrigation, obturation and the restoration of the endodontically treated tooth.

Learning Content

- Demonstrate an enhanced knowledge and ability to manage patients with endodontic problems.
- Demonstrate greater skill in the treatment of endodontically involved teeth.
- Evaluate how to restore the endodontically treated tooth.

GDC Outcomes: A C



16.30

End



Friday 15th October

Virtual Remote Learning Platform - Links to be confirmed.

Day Session

e-Learning

CPD Hrs = 0

FDs



Allocated day for FDs to work on their e-Learning modules at home or in practice.

As part of your Foundation training year within Midlands and East you will undertake a number of online e_Learning modules. All of these e-learning modules have specific completion dates.

Most of the e-Learning can be accessed from the e-LFH (eLearning for Health) website (link on Online Learning Page), but the Script modules can be accessed directly from your e-Portfolio using the tab at the top of the dashboard page.



Friday 22nd October

Virtual Remote Learning Platform - Links to be confirmed.

Morning Session

09.30

Complaints and Record Keeping in Practice

CPD Hrs = 3

Dental Defence Union

Dental Indemnity Organisation

To provide a comprehensive knowledge base on the medicolegal issues that present themselves in general dental practice and management of complaints that may arise alongside ethical dilemmas.

Objectives

- *List the regulations and requirements regarding record keeping and dealing with complaints.*
- *To learn about the regulations surrounding the process of correct management of patient complaints within General Dental Practice.*

Learning Content

- *Produce effective patient records within dental practice.*
- *Implement appropriate complaints handling in general dental practice.*
- *Identify the role of an indemnity provider in the support of the practice team and be able to define the professional responsibilities of all members of the dental team.*

GDC Outcomes: A B D



12.30

Lunch

13.30

e-Learning

CPD Hrs = 3

FDs

Allocated session for FDs to work on their e-Learning modules at home or in practice.



16.30

End



Thursday 28th October

Raleigh Training Centre

Day Session

09.30

Communication Skills

CPD Hrs = 6

Cascade

Speaker role

To demonstrate the importance of communication and introduce Foundation Dentists to a range of skills they can use to communicate effectively with patients, team members and colleagues.


Objectives

- *Raise awareness of the importance of communication skills.*
- *Evaluate and assess clinician and patient interactions.*
- *Identify successful strategies to improve communication.*

Learning Content

- *Participants will be able to describe how stress affects their own communication with others and define the factors that affect the behaviours and communication of others.*
- *Differentiate the importance of non-verbal communication and active listening.*
- *Explain the range of skills required for dealing with a complaint and for providing feedback to colleagues.*

GDC Outcomes: A B D



16.30

End



Friday 5th November

Virtual Remote Learning Platform - Links to be confirmed.

Morning Session

09.30

Coursework for FDs

CPD Hrs = 3

Peter Cranfield

TPD & Regional Advisor for Projects & Innovation

To reinforce coursework details and expectations from earlier Regional and local induction processes.

Objectives

- *Explain in more detail the work required to complete the e-Lift projects.*
- *Define the process of conducting a clinical audit and the preparation required to complete this element of the coursework schedule.*
- *Ability to complete the three Milestone cases Foundation Dentists are required to undertake to the standard set.*

Learning Content

- *Design and produce a clinical audit to a satisfactory standard of work to meet expectations.*
- *Foundation Dentists will be able to recognise the workload involved regarding coursework elements.*
- *Identify the requirements to produce a satisfactory standard of work to meet expectations, including those for e-LIFT and Milestones.*

GDC Outcomes: A B C D

12.30

End



Friday 12th November

Learning and Education Centre, Bedford Hospital

Morning Session

09.30

Paediatric Dentistry

CPD Hrs = 3

Michael Cranfield

Specialist Paediatric Dentist

The aim of this day is to review current best practice in the dental management of paediatric patients. This will be discussed using a series of case studies (plus the use of models to conduct hands on exercises).

Objectives

- Assess and list our responsibilities in relation to paediatric management within in general dental practice.
- Demonstrate the use of stainless steel crowns on models to help develop the skills to use the Hall technique in a reliable manner.

Learning Content

- Perform a clinical assessment, special investigations and immediate management of acute dental trauma.
- List current treatment protocols in managing symptomatic/ asymptomatic primary teeth and be able to apply current restorative techniques to manage various scenarios.
- Recognise when a stainless steel crown is the preferred treatment option in and demonstrate delivery of this treatment modality.
- Be able to evaluate our responsibilities to provide safeguarding for children within a general dental environment.

GDC Outcomes: A B C D



12.30

Lunch



Friday 12th November

Learning and Education Centre, Bedford Hospital

Afternoon Session

13.30

Paediatric Dentistry Part 2

CPD Hrs = 3

Michael Cranfield

Specialist Paediatric Dentist

We shall build upon the work of the morning to consider case-based studies to discuss current concepts around orthodontic assessment and treatments.

Objectives

- Identify how to conduct a thorough orthodontic assessment in general dental practice
- Explain appropriate times to refer to secondary care or specialist practice.
- Explore current guidance documents relating to orthodontics.

Learning Content

- Improved knowledge of how to carry out an orthodontic assessment in general dental practice.
- Recognise when to follow appropriate referral pathways.

GDC Outcomes: A C



1630

End



Friday 19th November

Raleigh Training Centre

Morning Session

09.30

Oral Surgery

CPD Hrs = 3

Nilesh and Preeya Sakerchand

Educational Supervisors

Allow participants to become more competent in oral surgery procedures undertaken in primary care, including the use of flaps and bone removal where appropriate.

Objectives

- Allow participants to become more competent in oral surgery procedures undertaken in primary care, including the use of flaps and bone removal where appropriate.
- Define local anaesthetic pharmacology, appropriate use of local anaesthetics and potential complications and their management.
- Provide practical training in the principles of assessment, flap design, bone removal and sectioning of teeth that require this approach for removal, including discussion of instrument selection (the surgical armamentarium) to undertake minor oral surgery procedures in general dental practice.
- Identify appropriate post-operative care and pain management for oral surgery patients.

Learning Content

- Evaluate and demonstrate application in the diagnosis, treatment and aftercare of patients requiring exodontia in general dental practice.
- Demonstrate greater skill and knowledge of methods of providing simple oral surgery and the instruments used to aid this.
- List the relevant guidance relating to oral surgery care in general dental practice.

GDC Outcomes: A C



12.30

Lunch



Friday 19th November

Raleigh Training Centre

Afternoon Session

13.30

Treatment Planning

CPD Hrs = 3

Kalpana Patel

Educational Supervisor

To be able to provide a comprehensive treatment plan that the patient understands and that meets the patient's needs.

Objectives

- *Explore the multiple factors involved in the development of a patients' treatment plan for NHS care.*
- *Review the methods of assessing a patient's needs, wishes, requirements and the treatment options available for each patient in relation to the NHS regulations.*
- *Evaluate the skills necessary to be able to manage, involve and communicate to a patient the options and content of a treatment plan including patient's responsibilities and preventive regimes, or any need for referral.*

Learning Content

- *Identify and clarify a patient's treatment needs and requirements in relation to their wishes and expectations.*
- *Formulate suitable and effective treatment plans for patients including options for treatment modalities within the NHS regulations, including the need for any referral.*
- *Recognise the level of communication required to discuss with a patient an effective treatment plan in a manner which manages their expectations, wishes and requirements in an ethical and professional manner.*

GDC Outcomes: A B C D



16.30

End



Friday 26th November

Virtual Remote Learning Platform - Links to be confirmed.

Morning Session

09.30

Indirect Restorations in Practice

CPD Hrs = 6

Victor Gehani

Educational Supervisor



To provide Foundation Dentists with an update on contemporary materials, equipment, posture, clinical techniques for the fabrication of final restorations for the following, including: temporisation, Anterior veneers, Onlays, Adhesive bridgework, Full coverage crowns – adhesive/bonded and conventional

Objectives

- *Describe the principles involved in the ideal preparations and how to modify techniques when the ideal cannot be achieved.*
- *Identify appropriate use of material choice for each type of preparation.*
- *Undertake a series of practical exercises to reinforce protocols associated with indirect anterior and posterior preparations and provision of temporaries.*

Learning Content

- *FDs will be able to evaluate and critique their own preparations when they return to their training practices.*
- *To have enhanced practical skills in indirect preparations of anterior/posterior teeth, using a variety of techniques and equipment.*
- *Assess material selection for different types of indirect preparations.*



16.30

End

GDC Outcomes: A C



Friday 3rd December

Learning and Education Centre, Bedford Hospital

Day Session

09.30

Milestone 1 - Emergency Case

CPD Hrs = 6

Foundation Dentists

This session will be for you to present your Milestone 1 Emergency Case to the rest of the group.

Objectives

- *Learn to use the case of a patient with dental trauma or a dental emergency to reflect on clinical skills of analysis and care provision together with improved presentation skills.*

Learning Content

- *Knowledge and experience of the power of self and peer reflection in personal development.*
- *Improvement in the provision of patient care through use of reflection, analysis and planning.*

GDC Outcomes: A C



16.30

End



Friday 10th December

Virtual Remote Learning Platform - Links to be confirmed.

Day Session

e-Learning

CPD Hrs = 0

FDs



Allocated day for FDs to work on their e-Learning modules at home or in practice.

As part of your Foundation training year within Midlands and East you will undertake a number of online e_Learning modules. All of these e-learning modules have specific completion dates.

Most of the e-Learning can be accessed from the e-LFH (eLearning for Health) website (link on Online Learning Page), but the Script modules can be accessed directly from your e-Portfolio using the tab at the top of the dashboard page.



Friday 17th December

Learning and Education Centre, Bedford Hospital

Morning Session

09.30

Health and Safety in General Dental Practice

CPD Hrs = 6

Jane Bonehill

DenMed

For participants to increase their understanding and knowledge relating to health and safety in their workplace.

Objectives

- Explain the principles of occupational health and safety and how to apply this knowledge in the workplace including use of risk assessments and the practical actions to improve health and safety, and therefore prevent accidents.
- State and identify the scope of legal and moral responsibilities whilst at work and determine reasonable methods to control risks associated with all aspects of the working environment.
- Describe principles of accident prevention and the need to report accidents and dangerous occurrences whilst being aware of the hazards and risks associated with the workplace, work equipment, work activities, display screen equipment and hazardous substances.

Learning Content

- Define the key principles and legal requirements that relate to health and safety in the workplace.
- Foundation Dentists will be able to explain their own roles with respect to health and safety in their training practice environments.
- Evaluate how well their training practice complies with current health and safety requirements and the changes that could be made.

GDC Outcomes: A B D



DenMed

16.30

End



Calendar 2021-2022

September 2021

Friday 3rd September

Start of Autumn Term

Study day at Bedford Hospital. am. FDs only – pm. FDs and ESs present

Wednesday 8th September

Clinical Skills refresher at Kettering Hospital

Friday 10th September

Regional Induction Day – virtual learning 9.00am

Friday 17th September

Study Day - Bedford

Sunday 19th September

Online Learning - Statutory and Mandatory Training Module Complete

Friday 24th September

Study Day - Bedford

October

Friday 1st October

Study Day – virtual platform

Sunday 3rd October

Online Learning - Mental Capacity Act Module Complete

Thursday 7th October

Half of group at Clinical Study Day - Baldock

Friday 8th October

Half of group at Clinical Study Day - Baldock

Thursday 14th or Friday 15th October

Early Stage Review – Interviews remotely with Peter Cranfield - TPD

Sunday 17th October

Online Learning - Alcohol and Tobacco Brief Interventions Module Complete

Friday 22nd October

Study Day – virtual platform

Thursday 28th October

Study Day - Bedford

Sunday 31st October

Online Learning - Making Every Contact Count Module Complete

November

Friday 5th November

Study Day am only – virtual platform

Friday 12th November

Study day at Bedford

Friday 19th November

Study day at Bedford

Friday 26th November

Study Day – virtual platform

December

Friday 3rd December

Study Day – Milestone 1 - Bedford

Friday 10th December

Study Day – e-Learning

Friday 17th December

Last day of Autumn Term

Sunday 19th December

Online Learning - SCRIPT Modules Complete

January 2022

Jan 6th - Feb 25th 2022

Friday 14th January

Friday 28th January

February

Thursday 17th & Friday 18th February

Friday 29th March

April

Friday 1st April

May

Sunday 1st May

Saturday 14th May

Friday 20th May

June

Friday 3rd June

Friday 10th June

July

Friday 8th July

Friday 15th July

August

31st August

Practice Visits – virtual or in person with ADEPT by TPD

Milestone 2 – APLAN submission closes

Milestone 2 - APLAN review submission closes

IRCP

EASTER - No Study Day

e-LiFT - APLAN FD Submission closes

ES Marking Review Complete APLAN

e-LiFT - APLAN FD Re-submission closes

Milestone 3 – APLAN submission closes

Milestone 3 - APLAN review submission closes

Platinum Jubilee Holiday

e-LiFT - APLAN ES re-mark Closes


Celebration Day regional Meeting

FRCP

End of DFT Year



Educational Supervisors and Foundation Dentists



Heidi Cheung
Helen Kefford

Sandy Dental Care, 10 Market Square, Sandy, Beds. SG19 1HU



Zamin Kesvani

Barts and The London School
of Medicine and Dentistry

01767 681100



Victor Gehani
Sabina Wadhvani

Shephall Dental Surgery, 246 Shephall Way, Stevenage, Herts. SG2 9RE



Vikram Pattni

Sheffield University School of
Clinical Dentistry

01438 351556



Paul Jackson
Ronak Pandhi

Amwell Street Dental Practice, 72 Amwell Street, Hoddesdon, Herts. EN11 8UA



Amandeep Sarkaria

Guy's, Kings and St. Thomas
Dental Institute

01992 443 649



Helen Kefford
Heidi Cheung

Sandy Dental Care, 10 Market Square, Sandy, Beds. SG19 1HU



Zainab Lawi

Barts and The London School
of Medicine and Dentistry

01767 681100



Daniele Montagliani

Kimbolton Dental Practice, 6 Kimbolton Road, Bedford, Beds. MK40 2NR



Mohammed Saleem

Guy's, Kings and St. Thomas
Dental Institute

01234 355966



Jeremy Norris
Elaine Parsons

St Kildas Dental Practice, 93 High Street, Tring, Herts. HP23 4AB



Preeni Shah

Sheffield University School of
Clinical Dentistry

01442 826565



Jayen Patel
Puja Patel

Birchwood Dental, 7 Birchwood Avenue, Hatfield, Herts. AL10 0PL



Cindiya John-Alex

Guy's, Kings and St. Thomas
Dental Institute

01707 263270



Puja Patel
Jayen Patel

Birchwood Dental, 7 Birchwood Avenue, Hatfield, Herts. AL10 0PL



Ishira Shah

Guy's, Kings and St. Thomas
Dental Institute

01707 263270



Kalpana Patel

Chrysalis Dental Practice, 161 – 163 Leavesden Road, North Watford, Herts. WD24 5EP



Anushri Pindoria

Guy's, Kings and St. Thomas
Dental Institute

01923 222877



Manish Patel
Abhay Shah

Dunstable Dental Practice, 85 High Street North, Dunstable, Beds. LU6 1JJ



Adam Mulji

Peninsula College of Medicine
and Dentistry

01582 664315



Abhay Shah
Manish Patel

Watford Dental Practice, 205 St. Albans Road, Watford, Beds. WD24 5BH



Alisha Amin

Guy's, Kings and St. Thomas
Dental Institute

01923 225437



Nilesch Sakerchand
Preeya Sakerchand
Steven Tran

West Street Dental Practice, Europa House, West Street, Leighton Buzzard, Beds. LU7 1DD



John Smith

University of Central Lancaster
School of Dentistry

01525 373205



Preeya Sakerchand
Nilesch Sakerchand
Steven Tran

West Street Dental Practice, Europa House, West Street, Leighton Buzzard, Beds. LU7 1DD



Parth Zaveri

Guy's, Kings and St. Thomas
Dental Institute

01525 373205



Samir Shah
Ashika Shah

Poynters Road Dental Practice, 263 Poynters Road, Dunstable, Beds. LU5 4SJ



Jaini Shah

Peninsula College of Medicine
and Dentistry

01582 663822



Bedfordshire and Luton Scheme Buddy ES Pairings 2021-2022

Foundation Dentist	Educational Supervisor(s)	Buddy ES(s)
Zamin Kesvani	Heidi Cheung and Helen Kefford	Nilesh Sakerchand and Steven Tran
Vikram Pattni	Victor Gehani and Sabina Wadhwani	Jayen Patel
Amandeep Sarkaria	Paul Jackson and Ronak Pandhi	Puja Patel
Zainab Lawi	Helen Kefford	Daniele Montagliani
Mohammed Saleem	Daniele Montagliani	Helen Kefford
Preeni Shah	Jeremy Norris and Elaine Parsons	Preeya Sakerchand and Steven Tran
Cindiya John-Alex	Jayen Patel and Puja Patel	Victor Gehani and Sabina Wadhwani
Ishira Shah	Puja Patel and Jayen Patel	Paul Jackson and Ronak Pandhi
Anushri Pindoria	Kalpana Patel	Abhay Shah
Adam Mulji	Manish Patel and Abhay Shah	Kalpana Patel
Alisha Amin	Abhay Shah and Manish Patel	Samir Shah and Ashika Shah
John Smith	Nilesh Sakerchand, Preeya Sakerchand and Steven Tran	Heidi Cheung
Parth Zaveri	Preeya Sakerchand, Nilesh Sakerchand and Steven Tran	Jeremy Norris and Elaine Parsons
Jaini Shah	Samir Shah and Ashika Shah	Abhay Shah



Online Learning

2021-2022

List of Mandatory E-Learning

As part of your Foundation training year within Midlands and East you will undertake a number of online e_Learning modules. All of these e-learning modules have specific completion dates.

Most of the e-Learning can be accessed from the e-LFH (e-Learning for Health) website, but the Script modules can be accessed directly from your e-Portfolio using the tab at the top of the dashboard page.

e-Learning for Health

once you have received your login details from e_Learning for Health you can access all the necessary modules by using this link:

<https://portal.e-lfh.org.uk/Component/Details/660298>

This takes you to a portal which leads to the **Midlands and East - Dental Foundation Trainees** learning path.

Here is a list of all the modules. Once each module has been completed the assessment for that module should also be completed and the certificate of completion uploaded to the e-Portfolio.

Modules

Course Sections

Statutory and Mandatory Training (SMT) **Completion Date 19-09-2021**

Conflict Resolution Level 1	40 mins
Data Security Awareness Level 1	70 mins
Equality and Diversity and Human Rights Level 1	20 mins
Fire Safety Level 1	30 mins
Moving and Handling Level 1	40 mins
Preventing Radicalisation - Basic Prevent Awareness	35 mins
Safeguarding Adults Level 1	40 mins
Safeguarding Adults Level 2	40 mins
Safeguarding Children Level 1	30 mins
Safeguarding Children Level 2	35 mins

Mental Capacity Act (MCA) **Completion Date 03-10-2021**

Mental Capacity Act as Part of Human Rights	20 mins
Assessing Mental Capacity	20 mins
Planning Ahead Using the MCA	20 mins
Best Interests	20 mins
Restraint	20 mins
Deprivation of Liberty	20 mins
Relationship Between the MCA and the MHA	20 mins
Mental Capacity Act and Young People aged 16 or 17	20 mins
Research Involving People Who Lack Capacity	20 mins
Mental Capacity Act and Adult Safeguarding	20 mins
Settling Disputes and Disagreements	20 mins

Alcohol and Tobacco Brief Interventions Completion Date 17-10-2021

Introduction to treating and preventing ill health	15 mins
Very Brief Advice on Smoking	15 mins
Alcohol Brief Advice	15 mins
Bringing It Together - Multiple Risk Factors	15 mins
Assessment	10 mins

Making Every Contact Count (MECC) Completion Date 31-10-2021

What is MECC and why is it important	30 mins
How to have a MECC conversation	30 mins
Signposting	15 mins
Five Ways to Wellbeing	30 mins
Assessment	10 mins

HEE Rubber Dam Placement video Completion Date 13-11-2021

Using your login details for e_Learning for Health you can access this module by using this link:

<https://portal.e-lfh.org.uk/Component/Details/660298>

e-Learning for Healthcare - Coronavirus programme Completion Date 13-11-2021

This programme has been specifically developed and is regularly updated in response to the Covid-19 situation and can be located link:

<https://portal.e-lfh.org.uk/Component/Details/660298>

Script - An eLearning programme to improve prescribing competency

Please use the link in your e-Portfolio to access the Script site. When you have completed a module, this information will be passed to your e-Portfolio but you may wish to download a completion certificates for your CPD records.

Modules Completion Date 05-12-2021

Prescription Documentation and the Drug History	60 mins
Medication Errors and Adverse Drug Reactions	60 mins
Special Patient Groups	60 mins
Utilising the BNF	60 mins
Medical Emergencies	60 mins
Periprocedural Prescribing	60 mins
Dental Infection	60 mins
Pain, Ulceration, and Inflammation	60 mins
Prescription Documentation and the Drug History	60 mins
Medication Errors and Adverse Drug Reactions	60 mins

BDA & Cancer Research UK Oral Cancer Recognition Toolkit

https://www.doctors.net.uk/eclientopen/cruk/oral_cancer_toolkit_2015_open/

Although this topic may be covered in a study day, the toolkit is very valuable, and it is advised this is still completed irrespective of a scheme running an oral cancer study day. The completion certificates should be uploaded to your e-Portfolio

Module Completion Date 19-12-2021

BDA-CRUK Oral Cancer Recognition Toolkit 3 hours

List of Supplementary E-Learning Dentistry (e-Den) e-Learning for Health

<https://portal.e-lfh.org.uk>

This is a series of modules about dentistry known as e-Den. You will find these modules helpful when used in conjunction with your Study Days. References to particular modules may be included in the information for each Study Day. Accessing the relevant module before the Study Day will help you to gain more from the interactive learning session.

To locate the e-Den modules in the e-Learning for Health Website, click on '**My e-Learning**' at the top of the web-page and then enter the **Dentistry** name in the search box. When the search results appear, you will see the **Dentistry** module listed with an icon; click on '**Enrol**' and the Module will be added to your account. You will then be able to see each of the e-Den Modules and Course Sections in 'My e-Learning'.

e-Den Module

1 Patient Assessment

Profiling the Patient

Good Practice

Patient Assessment

Assessment Methods and Techniques

Health Promotion and Disease Prevention

Profiling the Patient

2 Human Diseases and Medical and Dental Emergencies

Medical Topics and Dentistry

Medical Emergencies In Dentistry

3 Anxiety and Pain Control in Dentistry

Principles of Dental Pain

Dental Local Anaesthesia

Management of Dental Pain

Intravenous Sedation

Dental General Anaesthesia

Mediators of Central Pain

Dental Local Anaesthetic Technique

Non-Pharmacological Anxiety Management

Inhalation Sedation

4 Periodontal Disease and Management

Aetiology of Periodontal Disease

Periodontal Diagnosis and Determination of Prognosis

Patient Education and self-Performed Plaque Control

Surgical Periodontal Therapy

Periodontal Treatment Options

Non-Surgical Periodontal Therapy

5 Hard and Soft Tissue Surgery

Pre- and Post-operative Assessment

Surgical Dentistry

Exodontia

Advanced Trauma Life Support (ATLS)

Management of Un-Erupted, Impacted, Ectopic and Supernumerary Teeth

Management of Benign Soft Tissue lesions

6 Surgical and Non-Surgical Management of Head and Neck Disease

Accurate Drug History and Relevance of Allergies

Odontogenic Infections

Management of Oral Mucosal Diseases

Craniofacial Pain Disorders

Neoplastic and Non Neoplastic Disease of the Head and Neck

7 Management of the Developing Dentition

Orthodontic Indices

Assessment for interceptive Treatment

Space Maintenance

Simple Removable Appliances

Oral Habits and Occlusal Trauma in the Mixed Dentition

Emergency Care and Management of Orthodontal Problems

Contemporary Orthodontics Normal Facial Growth and Dental Development

Abnormalities of Facial Growth and Dental Development

8 Restoration of Teeth

Caries

Restoration of Permanent Teeth

Crowns

Restoration of Deciduous Teeth

Aesthetic Dentistry

Dental Biomaterials

Tooth Surface Loss

Endodontics

Dental Trauma

9 Replacement of Teeth

Bridgework

Occlusion

Complete Dentures

Partial Dentures

Implantology

Miscellaneous

10 Communication

Patient and the Family

Teamworking

Other Professionals

11 Professionalism

Ethics

Self

The Clinical Team and Peers

12 Management and Leadership

The Need for Effective leadership and Management

Quality in Healthcare

Risk Management

Self-Management

Change Management

Managing a Business

Healthcare Systems

Professional Practice

Management and Leadership

13 Sustainable Dentistry

Introduction to Sustainable Dentistry

Measuring carbon in Healthcare



e-LIFT Project

2021-2022

Project 'e-LiFT' stands for Evidence-linked Learning in Foundation Training. This is simply project work covering the non-clinical elements of the DFT curriculum which are the domains of communication, professionalism, management and leadership.

FDs are expected to complete what are essentially reflective learning exercises in four units underpinned by evidence of their own work completed in the training practice. The units are core topics for the FD to reflect upon:

- Infection control
- Radiology
- Medical emergencies
- Clinical communication

The reflective learning exercise for each unit, allows for flexibility for the FD to hone in on specific learning or development points that have influenced them the most in their training year. Each of the units will entail reflective writing amounting to 1000 - 1250 words, each unit supported by 4- 6 pieces of evidence. Units 1 to 4 are to be completed by April 2022.

FDs will be given guidance documents and templates. Work for each unit will be assessed by external Educational Supervisors.

Here is a link to the HEE website for full details and module downloads:

<https://heeoee.hee.nhs.uk/node/2567>



Milestones and APLAN

2021-2022

The Milestones are three clinical cases that Foundation Dentists (FDs) will present throughout the DFT year. The cases will increase in complexity as the year progresses and will be part of the formative assessment for IRCP and FRCP. The FDs will present each of their cases at their own scheme study day. The cases will be peer reviewed on the day by your own scheme members and educational supervisors. This process facilitates learning, self-assessment, reflection and insight. Milestone One is peer reviewed only. Milestones Two and Three use APLAN for additional anonymous feedback and scoring.

APLAN (Anonymous Peer Learning and Assessment Network) is an online tool which allows your cases to be distributed to other FDs and ESs across the Midlands and East region. Your Milestone Two and Milestone Three cases will be anonymously reviewed by three FDs and three ESs. In addition, you will be asked to provide anonymous feedback for three cases submitted by other FDs.

The deadlines for the case submission and review feedback on APLAN are

Milestone 2: Deadline for case uploads **14th Jan 2022.**
 Deadline for remote feedback **28th Jan 2022.**

Milestone 3: Deadline for case uploads **20th May 2022**
 Deadline for remote feedback **3rd June 2022**

There is no room for late submission of cases or feedback reviews. The window for giving feedback on cases will open within 48 hours of the case upload deadline closing and will remain open for two weeks. Failure to meet the deadlines may impact your IRCP and FRCP outcome.

Case Guidance

You will find information on the share-point for FDs that covers the milestone cases and guidance on how to present them. General guidance for case presentation includes:

- Ensure you have written consent from your patient for the use of photographs, radiographs and clinical records;
- Start identifying cases as soon as possible, and have a few cases spare as back-up in case of patient non-attendance;
- Look at the marking criteria to help guide your presentation;
- Keep your case presentation concise and avoid using a lot of text on slides;
- Reflect on your case and provide modifications you would make in future; and
- Maximum presentation time is 10 to 15 minutes which is then followed by Q&A for around 10 minutes.

If you have any further queries please contact your TPD.



Problem Solving and Support

Bedfordshire and Luton 2021-2022

During the Foundation Training year there will be many opportunities for problems to arise. These may range from the 'crowns that never fit' to problems communicating with the Dental Nurse. As a Foundation Dentist you have available a wealth of expertise and experience to draw upon to help you to solve your problems.

In your Practice the main source of assistance in problem solving is, of course, your Educational Supervisor. During normal working hours you can approach your ES for assistance, or alternatively during a tutorial you can bring up a matter that is causing concern.

Your Training Programme Director is also always available for help on a whole range of clinical, professional or personal problems. This does not have to wait until a Study Day meeting; so contact your TPD by phone or email early on if you have a problem or concern. Early resolution of that burning issue will help prevent any further worry. Remember that patient safety is paramount and confidentiality is assured, if required.

The DFT group is also a very useful forum to air problems and to seek a solution. Opportunities for group discussion occur in nearly every session of the Day Release Course. Naturally openness and frankness is usually required, but all members of the group will respect our rule of confidentiality outside the sessions.

Additionally there is further wide ranging support that can be obtained from the Associate Dean for Regional Trainee Support. Here is a web address support:

<https://heeoe.hee.nhs.uk/dental/trainee-support>

Contacts for Support

Training Programme Director

Peter Cranfield

Phone: 07956523148

Email: peter.cranfield@hee.nhs.uk

Regional Deputy Postgraduate Dental Dean, Early Years Deborah Manger

Email: please use - DFT.ME@hee.nhs.uk

Associate Dental Dean for Regional Trainee Support

Fleur Kellett

Email: DentalTraineeSupport.ME@hee.nhs.uk



Claiming Travel and Subsistence

2021-2022

For payment of Dental Foundation Training claims, Foundation Dentists must adhere to the following guidance:

All claims must be submitted on the appropriate form issued by your TPD. This form should be fully completed, easily readable, and signed by your TPD who will check all claims are valid. They will also cross through any incomplete lines to stop any claims being added after signing.

Travel claims must reflect the actual mileage undertaken, or travel costs incurred, in attending your Study Day Programme only. Note that the mileage calculated from the home address to venue will be adjusted by NHS England once your form is submitted to them. Your usual mileage from your home to the dental practice will be deducted from the amount (you do not need to enter this separately on the form, NHS England will calculate this).

(Current mileage rate = £0.24 per mile, dentists carrying one or more named eligible dentists to the same course = an additional £0.05 per mile) Where passengers are being claimed for, their full names, contract number and performer number is required.

FDs should travel only by second class if they travel by rail and should attach tickets or receipts to their claim forms.

Taxis should not be used and cannot be claimed - if their use is required due to particular circumstances then the reasons need to be discussed with the Postgraduate Dental Dean, or Deputy, and you will need to get approval in advance, in writing, and provide it with the claim form.

Within Midlands & East overnight accommodation is not claimable except in very specific authorised circumstances, therefore claims for accommodation or evening meal allowance should be not be made.

A daily lunch allowance is payable: (applicable when more than five hours away from practice, including the times between 12:00 - 2:00pm) = up to a maximum of £5.00, itemised receipts must be provided when making a claim. Please note that bank statements are not acceptable forms of receipt and no reimbursements can be made on alcoholic drinks.

All claim forms must be completed accurately and honestly. You may only claim for actual expenses incurred and must not exaggerate claims, provide alternative or fabricated receipts or deliberately incur unnecessary expense. False claims are fraudulent and may be investigated by the NHS England Area Team, with onward referral to NHS Fraud Investigators and/or the GDC.

Claims must be submitted within 3 months of the event and receipts must be included for all travel, meals and car parking. Trainees are advised keep a copy of the claim form and the submitted receipts, and to send claim forms by signed delivery service (you may not claim this postage cost) or email.

Claim forms should be sent Completed Claim forms should be submitted to the BSA via your BSA Compass login. You can access an information leaflet about this from here:

http://www.copdend.org/dft handbook/FD_Handbook/The_Scheme/T_-_S_Expenses/FD_Travel_and_Subsistence_claims_via_Self_Service_in_Compass.pdf

Your payments will appear on the training practice BSA schedule and your Educational Supervisor will pay them to you as non-taxable expenses.



Audit Project

2021-2022

Introduction

It is a requirement of the Dental Foundation Training Curriculum that a minimum of two clinical audit cycles are to be completed by the end of the ninth month of Dental Foundation Training by each Foundation Dentist.

Submission of a formal Clinical Audit Report is a mandatory requirement for the Satisfactory Completion of Foundation Training in the Midlands and East Region.

Detailed guidance on the completion of your Audit Project will be provided in a separate document.

Audit topic

When choosing your audit topic please be aware that you must not choose a topic that should be covered by the normal clinical governance processes of the practice, including radiograph quality, record keeping and infection control. If you are not sure about the suitability of a topic you should discuss this with your TPD before you start.

Process for marking

Your Clinical Audit Report will be marked by a Buddy ES using a Feedback Form approved by the Region. When complete you should email a copy of your Clinical Audit Report to your TPD and Buddy ES.

The Buddy ES will complete the Feedback Form then forward the completed Feedback Form to your TPD for moderation. Your TPD will forward the moderated Feedback Form to you and your ES for discussion at a tutorial.

E-Portfolio upload

You should complete a Tutorial Reflection and upload the completed Feedback Form to the **FD Projects, Presentations and Audits** section of the e-Portfolio. At the same time upload your completed Clinical Audit Report to the **Uploads** section of the e-Portfolio.

The TPD for your Scheme will set the submission and marking deadlines for that Scheme. They will also allocate a Buddy ES to each FD.

Your Audit Report and the completed Feedback Form must be uploaded to the e-Portfolio at least two weeks before FRCP.



Practice Equipment List

2021-2022

Practice Specifications

Electronic records
Digital radiography
Internet access
Infection control

Full computer based clinical records and appointment management system.

Up to date policies, protocols, and operating procedures including effective decontamination facilities with sufficient capacity and storage.

NHSmial account

Specification for FD Room

Size
Ventilation

Minimum floor area 9m².

Natural or mechanical ventilation must be provided. The fresh-air supply rate should not normally fall below 5 to 8 litres per second, per occupant - HSE Workplace (Health, Safety and Welfare) Regulations 1992.

Equipment for FD Room

Dental chair

Turbines
Contra-angle handpieces
Straight handpiece
Ultrasonic scaler
X-ray set
Amalgam mixer
Light cure lamp
Stool for dentist
Stool for nurse
Handwash sink
Telephone
Workstation
Clinical records and appointment management software.
Internet access.

Low seated design. Operating light. Delivery unit. Cuspidor. Suction. Amalgam separation.

Minimum of 3.

Minimum of 3.

Minimum of 1.

Magnetostrictive or piezo.

Rectangular collimation. Isolation switch outside the controlled area.

Instrumentation for FD Room

Autoclavable tray system

X-ray film holders

Full range of holders for bitewing and periapical views - including full range of endodontic film holders.

Rubber dam kit

Latex free.

Conservation

Full range of instruments for normal restorative work including a single use matrix system (eg Automatrix) and a sectional matrix system (eg Composi-tight).

Periodontics

Full range of periodontal instruments including a measuring probe (eg Williams Probe) and a full set of scaling instruments (eg Gracey Curettes).

Extractions

Full range of extraction forceps (upper and lower); elevators and a set of Luxators.

Oral Surgery

Full range of surgical instruments including scalpel blades and handle, periosteal elevator, solution for irrigations, syringe for irrigation, surgical handpiece, selection of surgical burs, root tip picks, bone rongeurs, needle driver, toothed tweezers, non-toothed tweezers and suture scissors.

Prosthetics	<i>Full range of prosthetic instruments including shade and mould guides.</i>
Endodontics	<i>Full range of stainless-steel hand files and NiTi rotary files.</i>

Materials and Disposables for FD Room

Respirator	<i>Fit tested FFP3 mask or powered hood for FD use.</i>
Type II R Fluid Resistant Surgical Masks	
Gloves	<i>Latex free.</i>
Bibs	
Aprons	
Gowns	
Paper and cotton goods	
Safe Sharps System	<i>Incorporating a shield or cover that slides or pivots to cover the needle after use - HSE Health and Safety (Sharp Instruments in Healthcare) Regulations 2013.</i>
Waste containers	<i>For sharps, clinical waste, non-clinical waste, gypsum waste. Containers with mercury suppressant for amalgam waste, amalgam capsules and extracted teeth.</i>
Disposable 3 in 1 syringe tips	
Conservation	<i>Full range of restorative materials including paediatric stainless-steel crowns and 016 stainless-steel orthodontic wire for trauma cases.</i>
Prosthetics	<i>Full range of prosthetic materials including impression compound and greenstick.</i>
Endodontics	<i>Full range of endodontic materials including a tooth sleuth, hypochlorite sourced from a dental supplier and Endo-Frost.</i>

Available in the Practice for Use by the FD When Required

Dedicated Digital Camera	<i>SLR or equivalent with lens, ring flash, retractors, and mirrors.</i>
Conservation	<i>Face bow and semi-adjustable articulator.</i>
Prosthetics	<i>Surveyor.</i>
Endodontics	<i>Electric pulp tester, apex locator, handpiece & motor for rotary endodontic system.</i>
Clinical Digital Thermometer	
Digital Communication	<i>Computer or tablet with MS Teams including webcam, speakers, and microphone.</i>



Useful Links

2021-2022

National DFT Handbook

National policies and information: <http://www.copdend.org/dfthandbook/index.html>

Postgraduate Virtual Learning Environment

Repository of eLearning resources: <https://pgvle.co.uk/login/index.php>



Speakers

Autumn Term 2021-2022

Stephanie Agar



Jane Bonehill

Denmed



Carol Brooking and Kit Maher

Cascade Theatre Company



Michael Cranfield



Victor Gehani



Shashi Mishra



Jeremy Norris



Peter Russell



Nilesh Sakerchand



Preeya Sakerchand



Sabina Wadhwani

