


Bedford Dental Foundation Training Scheme

Spring Term Programme 2019 - 2020



Developing people
for health and
healthcare

www.hee.nhs.uk

Bedford Hospital Learning and Education Centre



Bedford Dental Foundation Training Scheme

Learning and Education Centre

Bedford Hospital (South Wing), Ampthill Road,

Bedford. MK42 9DJ

☎ 01234 792267

Director of Postgraduate Dentistry

Mr. Andrew Dickenson FDS RCPS Glasg, BChD

Postgraduate Centre Manager

Mrs. Rosa Lombardi

Dental Administrator

Mrs. Alison Matton

Regional Advisor Dental Foundation Training

Dr. Peter Cranfield PhD, BDS, DIC, DGDP(UK) PgCert

Regional Dental Faculty Support Officer

Mrs. Patti Bradshaw

Training Programme Director
Bedford Scheme

Dr. Peter Cranfield PhD BDS DIC DGDP(UK) PgCert
The Mews, 22 Bancroft,
Hitchin, Herts SG5 1JW

☎ Practice: 01462 434323

Home: 01462 435332

Mobile: 07956 523148

✉ peter.cranfield@hee.nhs.uk

Programme published by
Health Education England—East of England
2-4 Victoria House, Capital Park,
Fulbourn, Cambridge. CB21 5XB
☎ 01223 597768

Spring Term

Venues and Subjects



Friday 7th February

Endodontics in General Practice - Using Rotary Instruments.

Learning and Education Centre, Bedford Hospital

Friday 14th February

No study day—IRCP.

Monday 17th February

Practical Minor Oral Surgery— a Hands-on Experience.

Luton and Dunstable Postgraduate Medical Centre

Thursday 20th February

Health and Safety in General Dental Practice.

Kings House, Bedford

Friday 28th February

Practice Exchanges

Bedford DFT Practices

Friday 6th March

Clinical Prosthetics - is there Another Way?

Crowns in practice..

Kings House, Bedford

Friday 13th March

Online Learning

Bedford DFT Practices

Friday 20th March

New Solutions for Old Dilemmas: - Topical Issues In

Restorative Dentistry - a Clinical Update

Learning and Education Centre, Bedford Hospital

Friday 27th March

Introduction to Occlusion

Interesting Cases from our Educational Supervisors: What does everyone think?

Kings House, Bedford



Spring Term

Venues and Subjects

Important Dates and Deadlines

Mid Year Visits	January 2020
First Day of Spring Term	Friday 7th February 2020
IRCP ES Reports Complete	Friday 14th February 2020
IRCP Panel Review	Friday 14th February 2020
Foundation Skills Submission	Friday 27th March 2020
Last Day of Spring Term	Friday 27th March 2020

Dental Foundation Training Intermediate Review of Competency Progression 14th February

The IRCP takes place after six months in practice. Your progress and performance are reviewed by a panel which looks at all the information and evidence contained in your E-Portfolio

The purpose of the Interim RCP Panel is to:

- Confirm that you are on track to complete on time
- Ensure that any items identified at your ESR are being followed through
- Ensure that any other issues are identified
- Make an outcome recommendation

The panel uses as its primary evidence the reports from your ES and TPD.



Morning Session

CPD = 3 Hrs

09.30 Endodontics for DFTs in General Practice - Using Rotary Instruments.

Mr. Shashi Mishra.
Specialist in Endodontics

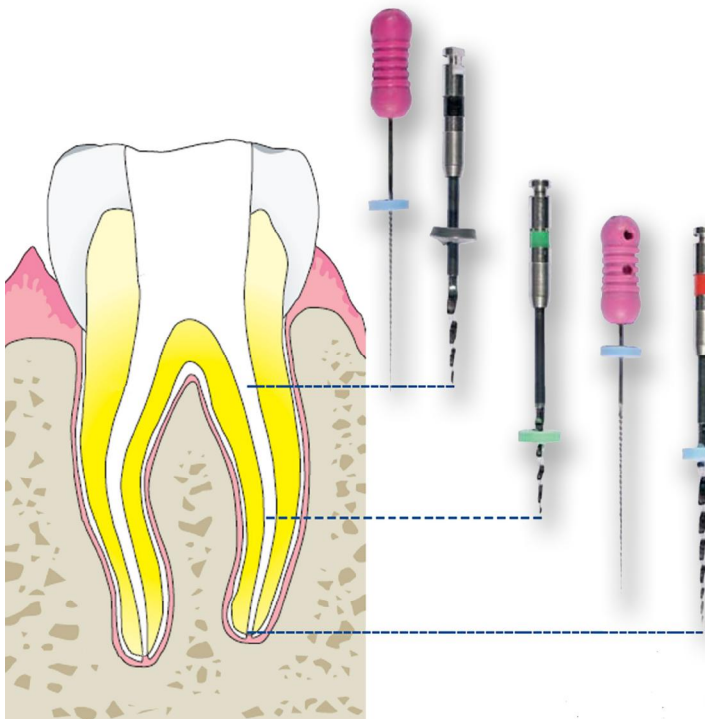
For many years improvements in the techniques of endodontic treatment have been tried using machine driven instruments. The difficulties of accessing small, curved and sometimes tortuous canals can be alleviated by the use of a handpiece mounted instrument. The introduction of nickel titanium instruments to this field has revolutionised the process, and there are now many 'systems' of such instruments commercially available. Today is an introduction to key principles and rationale for endodontic patients for DFTs and a look at pure rotational and a reciprocating system for canal preparation. The objectives of the day are:

- To develop knowledge and skills in endodontic assessment
- To develop knowledge and skills in endodontic treatment planning
- To develop knowledge and skills using proprietary rotary and reciprocating canal preparation techniques

Learning outcomes

At the end of the course it is intended that DFTs will be able to:

- Make an accurate endodontic diagnosis
- Understand the tests and procedures required to successfully establish prognosis prior to initiating endodontics
- Understand the role of endodontic assessment in relation to overall patient management and treatment planning
- Understand the benefits and limitations of some proprietary rotary systems



12.30

Lunch



Thursday 7th February


Luton and Dunstable Postgraduate Medical Centre.

Afternoon Session

CPD = 3 Hrs

13.30

Endodontics for DFTs in General Practice - Using Rotary Instruments. (Part 2)



Luton and Dunstable Postgraduate Medical Centre

Luton and Dunstable Hospital,
Lewsey Road. Luton. LU4 0DZ
☎ 01582 497199



THINGS TO BRING

- Extracted molar and incisor teeth (and premolars if you wish) with access cavities prepared (soaked in bleach for 24 hours and then stored in water).

Monday 17th February

Luton and Dunstable Postgraduate Medical Centre.



Morning Session

CPD = 3 Hrs

09.30 **Practical Minor Oral Surgery - a Hands-on Experience.**

Mr. Rob Bunyan.
Dental Surgeon

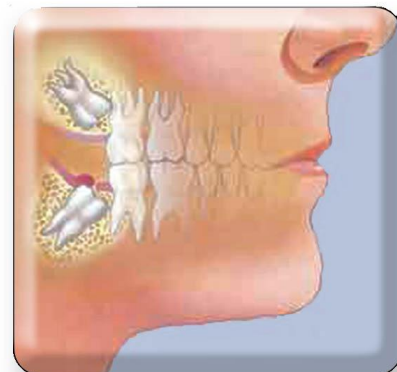



General dental practice includes carrying out many minor oral surgical techniques within the surgery. This includes removal of partially erupted and impacted teeth and the removal or buried or fractured roots. The skills necessary for providing our patients with this care and treatment are varied and require regular practice and refinement. Today is a hands-on session to help us to enhance our surgical skills.

The topics to be covered include:

- *Complications of forceps extraction, with a practical session on removal of retained roots.*
- *Principles of surgical division of teeth.*
- *Assessment, techniques and practical session on wisdom tooth removal*
- *Apicectomy and biopsy assessment and techniques with practical sessions .*

12.30 **Lunch**





Monday 17th February

Luton and Dunstable Postgraduate Medical Centre.

Afternoon Session

CPD = 3 Hrs


13.30 Practical Minor Oral Surgery - a Hands-on Experience. (Part 2)

Aims of the day

- *To provide practitioners with knowledge skills and confidence to carry out minor oral surgery procedures.*

Learning outcomes

- *Review the principles of minor oral surgery*
- *Discuss patient selection*
- *Identify relevant anatomy*
- *Demonstrate a number of different surgical approaches for root removal and apicectomy on a pig's head*
- *Practice flap design, surgical bone access and suturing techniques*



Thursday 20th February

Kings House, Ampthill Road, Bedford



Day Session

CPD = 6 Hrs

09.30 Health and Safety in General Dental Practice

Mrs Jane Bonehill.

DenMed UK



Employers are required to protect the health and safety of people while at work and others who may be affected by the undertakings. Thousands of accidents and cases of ill health happen in workplaces every year, some are reported to the enforcing authorities, however, many go unreported. A fundamental aspect of health and safety is to take measures aimed at preventing accidents and protecting people. Employers and employees need to work together in order to achieve good health and safety standards. Employers must inform, instruct and train their staff on all aspects relating to safe working practices in order to achieve acceptable standards. Good health and safety standards make good business sense..

Learning outcomes

- *Understand the principles of occupational health and safety and apply this knowledge in the workplace.*
- *State and understand the scope of legal and moral responsibilities whilst at work.*
- *Understand the principles of accident prevention and the need to report accidents including near misses*
- *Understand the importance of risk assessment and the practical actions to improve health and safety*
- *Be aware of the hazards and risks associated with the workplace, work equipment, work activities, fire, display screen equipment and hazardous substances*
- *Determine reasonable methods to control risks associated with all aspects of the working environment*

DenMed

16.30

Close



Thursday 20th February

Kings House, Ampthill Road, Bedford

Outline of the Day

A. INTRODUCTION

Accidents, Accident prevention, reporting and Recording, Cost of poor and benefits of good safety standards, Occupational health, safety & welfare

B. HEALTH AND SAFETY LAW

Legislation, Responsibilities and duties, Enforcement

C. RISK ASSESSMENT

Hazard identification, Risk Evaluation, Control Measures

D. WORKPLACE HEALTH, SAFETY AND WELFARE

Responsibilities, Environment and Safety Signs

E. WORK EQUIPMENT

Hazards, Precautions, Responsibilities

F. FIRE SAFETY

Causes, The Fire Triangle, Prevention, Control

G. HAZARDOUS SUBSTANCES

Identification, Assessment, Control

H. MANUAL HANDLING

Handling injuries, Regulations, Assessment and Control

I. ERGONOMICS & DISPLAY SCREEN EQUIPMENT

Regulations, Hazards, Assessment and Control

J. PERSONAL PROTECTIVE EQUIPMENT

Types, Assessment, Responsibilities

K. FIRST AID

Purpose, Regulations, Provision

L. ADDITIONAL SUBJECTS COVERED

Working at heights, Transport and vehicles, Noise and vibration

(Please note these subjects are a mandatory part of the syllabus, however, they may not directly relate to the dental or medical environment, therefore, a brief overview will be given)

ASSESSMENT – Multiple-choice examination consisting of 30 questions

w/e Friday 28th February

Bedford DFT Scheme Training Practices



Two Sessions

CPD = 6 Hrs

Practice Exchanges.

Dental Foundation Trainees.

During this week, everyone in the group will visit two different Training Practices, and will also have the opportunity to share their own practice with members of the group.

You must arrange half day visits for yourself to the practices of two DFT Group members. Hopefully DFTs will arrange to visit your practice.

When you are in your own practice, your visitor will be able to sit in with you whilst you treat patients (with your patients' consent); and perhaps they will wish to sit in with your ES for part of the time. If it is the time for your weekly Tutorial, how about both of you having a Tutorial with your ES?


You could also carry out an ADEPT assessment for your host, and discuss the marking as learning exercise.

You will need to complete the Practice Visit report forms when you are visited and when you are the visitor.

How do you feel having someone visiting you? What things are you proud of in your practice? Ask your visitors for comments on your practice and staff. Are their comments enlightening?

When you are the visitor, note down the points that you feel are different from your practice. Are these differences important? Would you want to work in this practice? What are your reasons for this decision? Discuss your impressions with your host. You may have seen something to be changed which has not been apparent to those working within the practice.

There will be an opportunity later in the term to discuss the visits with the rest of the group.



w/e Friday 28th February

Bedford DFT Scheme Training Practices

Two Sessions

CPD = 6 Hrs



Objectives

- To visit other dental practices
- To compare and contrast different working environments
- To observe a peer treating a patient
- To realise the challenges of assessment within the workplace
- To gain interview experience

Learning outcomes

- To be aware of the differences between dental practices
- To know what sort of working environment you would like to work in after DFT
- To improve your observational, feedback and assessment skills

Friday 20th March

Learning and Education Centre, Bedford Hospital



Morning Session

CPD = 3 Hrs

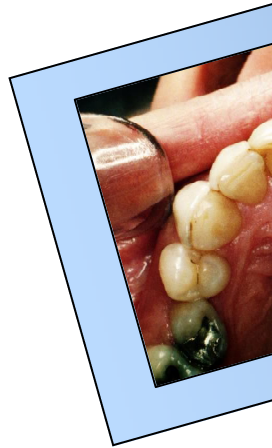
09.30 **New Solutions for Old Dilemmas: Topical Issues In Restorative Dentistry - a Clinical Update**

Professor Andrew Eder

Traditional approaches to the predictable provision of dental treatment may have tremendous benefits for our patients. However, exciting new methods and concepts must also be considered given changes in the incidence, severity and pattern of dental diseases and the development of alternative materials and techniques.

It is the aim of this evidence-based presentation to stimulate colleagues to review the role and importance of various methods for restoring and replacing teeth in clinical practice.

12.30 **Lunch**





Friday 20th March

Learning and Education Centre, Bedford Hospital

Afternoon Session

CPD = 3 Hrs

13.30

New Solutions for Old Dilemmas: Topical Issues In Restorative Dentistry - a Clinical Update (Part 2)

Professor Andrew Eder

Professor Andrew Eder is Associate Vice-Provost and Director of CPD and Short Course Development for UCL Eastman Dental Institute where he is Professor of Restorative Dentistry and Dental Education and also an Honorary Consultant in Restorative Dentistry at UCLH NHS Foundation Trust.

As a Specialist in Restorative Dentistry and Prosthodontics, he also maintains a referral Specialist Private Practice in Central London.

Andrew is Co-Editor of the BDJ book on Tooth Surface Loss and research is directed towards postgraduate dental education and the development of adhesive restorations in the management of tooth wear.

He is a former President of the British Society for Restorative Dentistry, the London Chapter of Alpha Omega and the Royal Society of Medicine's Odontological Section.

Andrew is also on the Editorial Advisory Boards of the British Dental Journal, Private Dentistry and The European Journal of Prosthodontics and Restorative Dentistry.

Objectives

- *The aim of this evidence-based presentation to stimulate colleagues to review the role and importance of various methods for restoring and replacing teeth in clinical practice.*

Learning outcomes

- *A better knowledge of tooth surface loss, its diagnose, aetiology and treatment*
- *Understanding of advanced restorative techniques in relation to the provision of dental care in practice.*



Friday 27th March

Learning and Education Centre, Bedford Hospital



Morning Session

CPD = 3 Hrs

09.30 Introduction to Occlusion

Mr. Paul Jackson

General Dental Practitioner

A good working understanding of how a dentition works dynamically is fundamental to the understanding of occlusion and the provision of good dental care. Today's session is a chance for all in the group to learn more about the importance of occlusion in restorative dentistry and the have a better understanding of the diagnosis and treatment of occlusal problems.




Objectives


- An understanding of a dynamic dentition
- Recognition of occlusal disharmony
- Understanding of simple occlusal adjustment and re-alignment.

Learning outcomes

- Good understanding of how a dentition functions during normal mastication.
- Ability to diagnoses occlusal problems
- Knowledge of methods of treating occlusal disharmony.



12.30 Lunch



Friday 27th March

Learning and Education Centre, Bedford Hospital

Afternoon Session

CPD = 3 Hrs

13.30

Interesting Cases from our Educational Supervisors:- What does everyone think?

Dental Educational Supervisors.

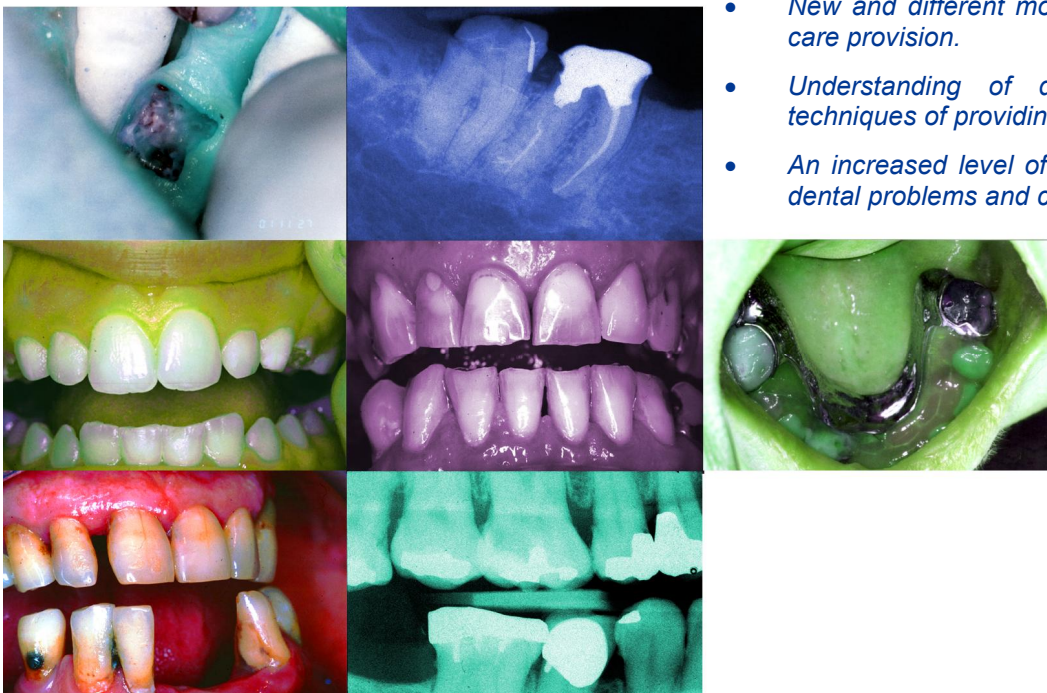
This afternoon all of our Educational Supervisors will be bringing models and radiographs from interesting cases that they have treated and will be challenging us to come up with treatment plans. The constraints of time and numbers will not permit full in-depth analysis of all of the problems, but nevertheless this should provide a very interesting insight to a very wide range of dental conditions

Objectives

- *An appreciation of the fact that most practitioners see things in different ways from each other.*
- *Learning different and new ways of providing dental care for patients .*

Learning outcomes

- *New and different modalities of dental health care provision.*
- *Understanding of different methods and techniques of providing dental care.*
- *An increased level of understanding of many dental problems and conditions.*



PML Evidence

Sessional Content for e-Portfolio



	Endodontics	Practical Surgery	Health and Safety	Practice Exchanges	Prosthetics	Crowns	New Solutions	Occlusion	Cases from our ESS
Professionalism									
Appraisal			✓	✓	✓	✓	✓	✓	✓
Clinical audit and peer review	✓	✓	✓	✓	✓	✓	✓	✓	✓
Confidentiality	✓		✓	✓	✓		✓	✓	✓
Ethical behaviour	✓	✓	✓	✓	✓	✓	✓	✓	✓
Critical evaluation	✓	✓	✓	✓	✓	✓	✓	✓	✓
Decision making	✓	✓	✓	✓	✓	✓	✓	✓	✓
GDC Scope of Practice	✓	✓	✓		✓	✓	✓	✓	✓
Whistleblowing			✓			✓	✓		✓
Management of difficult patients	✓	✓	✓		✓	✓	✓	✓	✓
Patient safety	✓	✓	✓	✓	✓	✓	✓	✓	✓
Self-awareness	✓	✓	✓	✓	✓	✓	✓	✓	✓
Professionalism and Management									
Basic Life Support training			✓						
Consent	✓	✓	✓		✓	✓	✓	✓	✓
Equality & Diversity			✓	✓	✓			✓	✓
GDC Standards	✓	✓	✓	✓	✓	✓	✓	✓	✓
NHS complaints procedure	✓	✓	✓	✓	✓	✓	✓	✓	✓
Referring patients	✓	✓	✓		✓	✓	✓	✓	✓
Management									
COSHH regulations			✓	✓					
Dental equipment selection, care and maintenance	✓		✓	✓		✓			
Data Protection	✓		✓	✓		✓			
Employment contracts/associate agreements for dentists			✓	✓					
Employment Law basics			✓	✓					
Finance			✓	✓			✓		
Health & Safety requirements in dentistry	✓	✓	✓	✓					
Infection control procedures	✓	✓	✓	✓					
NHS prescribing	✓	✓	✓	✓		✓			
NHS Rules & Regulations in Dentistry	✓	✓	✓	✓	✓	✓	✓	✓	✓
Prescribing, directing, taking, processing and interpreting radiographs	✓	✓	✓	✓	✓	✓	✓	✓	✓
Range and scope of NHS dental care	✓	✓	✓	✓	✓	✓	✓	✓	✓
Record keeping	✓	✓	✓	✓	✓		✓	✓	✓
Use of emergency drugs		✓	✓						
Information Governance			✓	✓					
Safeguarding Children and Adults			✓						
Leadership									
Facilitating learning in others			✓		✓			✓	✓
Quality management and improvement	✓	✓	✓	✓	✓	✓	✓	✓	✓
Role model	✓	✓	✓	✓	✓	✓	✓	✓	✓
Teamwork	✓	✓	✓	✓	✓	✓	✓	✓	✓
GDC Domains									
A	✓	✓	✓	✓	✓	✓	✓	✓	✓
B	✓	✓	✓	✓	✓	✓	✓	✓	✓
C	✓	✓	✓	✓	✓	✓	✓	✓	✓
D	✓	✓	✓	✓		✓	✓	✓	✓



Speakers

Spring Term 2019 - 2020

Jane Bonehill



Mrs Jane Bonehill

Denmed,
115 Welford Road,
Shirley, Solihull.
West Midlands. B90 3HT
☎ 0121 682 1222

Andrew Eder



Prof Andrew Eder

Department of Continuing Professional Development
Eastman Dental Institute for Oral Health Care Sciences
123 Gray's Inn Road
London WC1X 8WD
☎ 020 7905 1206


Paul Jackson



Mr. Paul Jackson

Amwell Street Dental,
72 Amwell Street,
Hoddesdon, Herts.
EN11 8UA
☎ 01992 443649

Shashi Mishra



Mr. Shashi Mishra

35A Hermitage Road,
Hitchin, Hertfs,
SG5 1BY
☎ 07778 685956

Kevin Chau



Mr Kevin Chau

Baldock Dental Surgery
63a High St,
Baldock Herts.
SG7 6BG
☎ 01462 896999

Calendar 2019 -2020



2020

January

Practice Mid Year Visits - dates and time as arranged.

Friday 7th February First Day of Spring Term

Friday 14th February

IRCP Panel

Monday 17th February

Hands on Practical Minor Oral Surgery at Luton and Dunstable Hospital.

Thursday 20th February

Health and Safety

Week ending Friday 28th February

Practice Exchanges

Friday 27th March Last day of Spring Term

ESs at Bedford Medical Institute. from 1.30pm.

Wednesday 1st July

Celebration Day event at Birmingham

Friday 3rd July Last Day of Summer Term

ESs present all day from 10.00am.