

2015 National Evaluation Academic Foundation Programme Survey

Summary

A total of 210 academic foundation programme trainees completed a national evaluation survey in 2015.

Most trainees who completed the survey completed research type academic foundation programmes. The majority of respondents also reported that the structure of their programmes consisted of a dedicated four-month rotation during the F2 year. Findings tend to suggest that a dedicated four-month or a structured block is more likely to lead to a more positive experience of the academic component.

Over 10% of trainees rated the quality of the academic part of their programme as poor or very poor.

Over 50% of trainees considered the academic component of their foundation programme to be very useful for their future career. Just over 10% of trainees felt that the academic component would not be very useful or useless in terms of their future career.

Less than 35% of trainees used the academic compendium as a resource tool. Of the trainees who read the academic compendium, just over 28% found it be fairly useful, useful or very useful.

Response Details

The following table shows a summary of the number of trainees who completed the survey by individual foundation school.

Foundation School	Number of Respondents
East Anglia	14
LNR	29
Mersey	1
North Central Thames	13
North East Thames	5
North West Thames	15
North Western	5
NYEC	15
Northern	6
Northern Ireland	2
Oxford	12
Peninsula	5
Scotland	27
Severn	6
South Yorkshire	9
Trent	10
Wales	8
Wessex	6
West Midlands Central	8
West Midlands North	7
West Midlands South	1
West Yorkshire	6
Total	210

Trainees completed the survey from all foundation schools. However, it is important to note that when considering percentage responses that the number of respondents from each foundation school varies considerably.

How would you rate the quality of experience for: - The academic part of your Foundation Programme?

Rating	Number of Trainees	Percentage of Respondents
Excellent	81	38.57%
Good	31	14.76%
Fair	75	35.71%
Poor	13	6.19%
Very Poor	10	4.76%
Total	210	

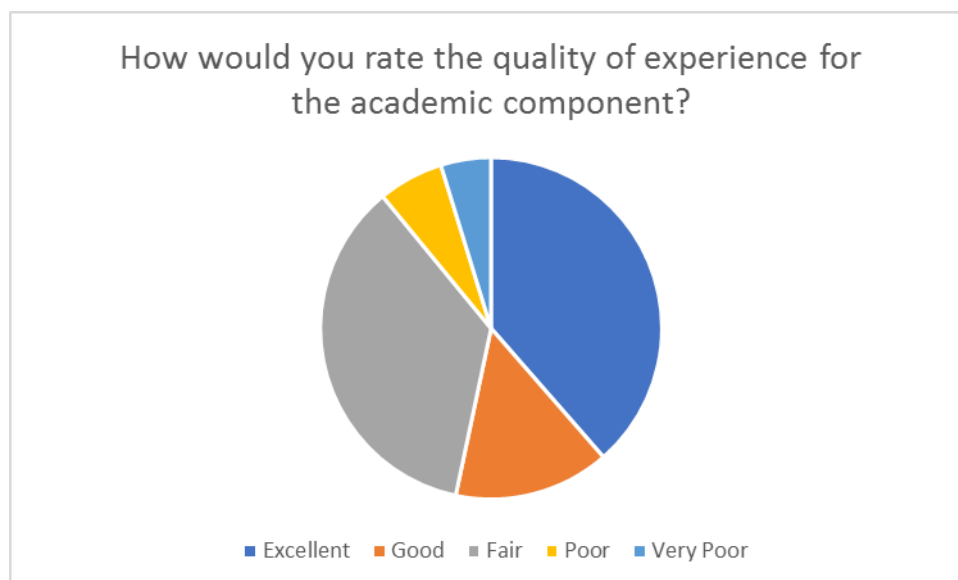
The majority of trainees (89.04%) consider the quality of the academic part of their programme as being fair to excellent, with over half of respondents (53.33%) rating the quality of academic experience as good or excellent.

Over 10% of trainees rate the quality of their academic experience as poor or very poor. Just under 5% of respondents considered their academic experience to be very poor.

Of the trainees who rated the quality of the academic component as very poor, 60% undertook their academic foundation training at Scotland Foundation School, 20% were undertook academic foundation programmes at North Central Thames Foundation School, 10% were from Leicester, Northamptonshire and Rutland (LNR) Foundation School and the remaining 10% worked in Northern Ireland.

Over 46% of trainees who rated the quality of the academic component of their training as poor also undertook foundation training at Scotland Foundation School. Trainees from Scotland Foundation School reported varied to no dedicated time for research. Trainees identified the lack of structure the academic part, the balance between clinical activity and research, inconsistencies in mentor support and funding opportunities as areas for improvement.

The chart below shows the percentages of trainees who rated the academic part of the programme as excellent, good, fair, poor and very poor.



The table below shows the number and percentage of respondents from each foundation school who rated the quality of their experience of the academic part of their foundation programme excellent, good, fair, poor and very poor.

Foundation School	Excellent		Good		Fair		Poor		Very Poor	
	No.	%	No.	%	No.	%	No.	%	No.	%
East Anglia	9	64.29%	3	21.43%	1	7.14%	1	7.14%	0	0.00%
LNR	17	58.62%	10	34.48%	0	0.00%	1	3.45%	1	3.45%
Mersey	0	0.00%	1	100.00%	0	0.00%	0	0.00%	0	0.00%
North Central Thames	5	38.46%	2	15.38%	2	15.38%	2	15.38%	2	15.38%
North East Thames	2	40.00%	1	20.00%	2	40.00%	0	0.00%	0	0.00%
North West Thames	2	13.33%	7	46.67%	6	40.00%	0	0.00%	0	0.00%
North Western	3	60.00%	2	40.00%	0	0.00%	0	0.00%	0	0.00%
NYEC	3	20.00%	6	40.00%	5	33.33%	1	6.67%	0	0.00%
Northern	2	33.33%	3	50.00%	1	16.67%	0	0.00%	0	0.00%
Northern Ireland	1	50.00%	0	0.00%	0	0.00%	0	0.00%	1	50.00%
Oxford	4	33.33%	7	58.33%	1	8.33%	0	0.00%	0	0.00%
Peninsula	4	80.00%	0	0.00%	1	20.00%	0	0.00%	0	0.00%
Scotland	4	14.81%	6	22.22%	5	18.52%	6	22.22%	6	22.22%
Severn	3	50.00%	3	50.00%	0	0.00%	0	0.00%	0	0.00%
South Yorkshire	5	55.56%	3	33.33%	0	0.00%	1	11.11%	0	0.00%
Trent	3	30.00%	6	60.00%	1	10.00%	0	0.00%	0	0.00%
Wales	3	37.50%	0	0.00%	4	50.00%	1	12.50%	0	0.00%
Wessex	3	50.00%	3	50.00%	0	0.00%	0	0.00%	0	0.00%
West Midlands Central	3	37.50%	4	50.00%	1	12.50%	0	0.00%	0	0.00%
West Midlands North	2	28.57%	5	71.43%	0	0.00%	0	0.00%	0	0.00%
West Midlands South	1	100.00%	0	0.00%	0	0.00%	0	0.00%	0	0.00%
West Yorkshire	2	33.33%	3	50.00%	1	16.67%	0	0.00%	0	0.00%
Totals	81	38.57%	75	35.71%	31	14.76%	13	6.19%	10	4.76%

How would you rate the quality of experience for: - The clinical part of your Foundation Programme?

Rating	Number of Trainees	Percentage of Respondents
Excellent	73	34.76%
Good	27	12.86%
Fair	104	49.52%
Poor	5	2.38%
Very Poor	1	0.48%
Total	210	

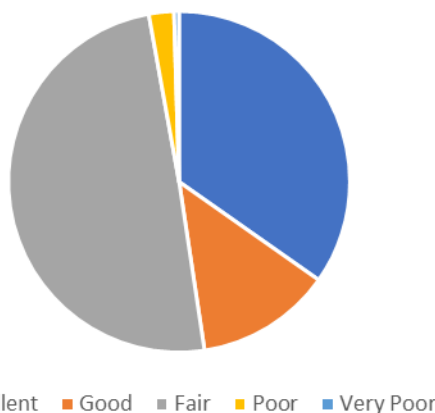
The majority of trainees (97.14%) consider the quality of the clinical of their programme as being fair to excellent. This figure includes an addition 8.1% of respondents in comparison to those who rated the academic component as fair to excellent.

Just under half of respondents (47.62%) rated the clinical part of their programme as either good or excellent.

Less than 10% of trainees rate the quality of their clinical experience as poor or very poor, with less than 0.5% of respondents indicating that their clinical experience was very poor.

The chart below shows the percentages of trainees who rated the clinical part of the programme as excellent, good, fair, poor and very poor.

How would you rate the quality of experience for the clinical component?



The table below shows the number and percentage of respondents from each foundation school who rated the quality of their experience of the clinical part of their foundation programme excellent, good, fair, poor and very poor.

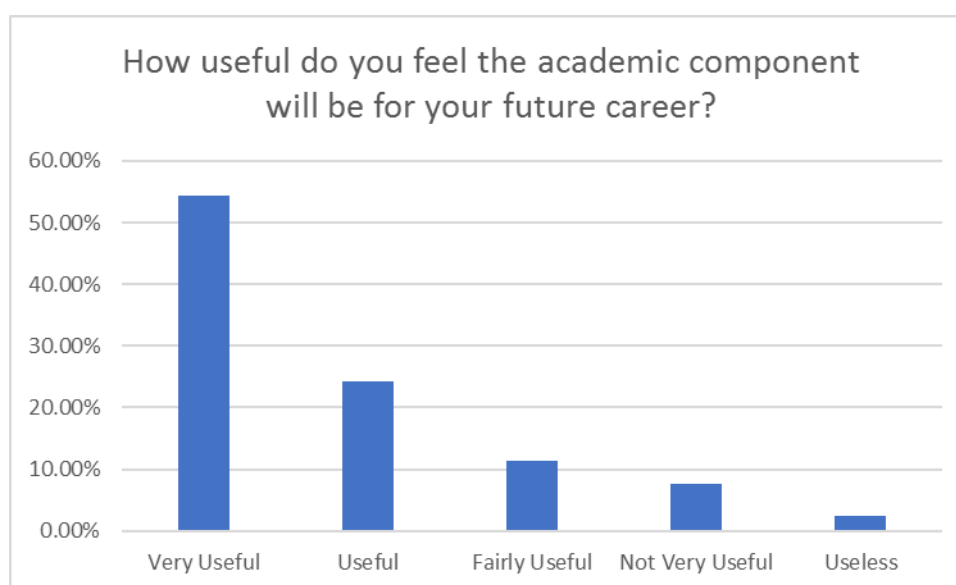
Foundation School	Excellent		Good		Fair		Poor		Very Poor	
	No.	%	No.	%	No.	%	No.	%	No.	%
East Anglia	6	42.86%	6	42.86%	2	14.29%	0	0.00%	0	0.00%
LNR	7	24.14%	15	51.72%	5	17.24%	2	6.90%	0	0.00%
Mersey	0	0.00%	1	100.00%	0	0.00%	0	0.00%	0	0.00%
North Central Thames	5	38.46%	8	61.54%	0	0.00%	0	0.00%	0	0.00%
North East Thames	3	60.00%	2	40.00%	0	0.00%	0	0.00%	0	0.00%
North West Thames	5	33.33%	6	40.00%	4	26.67%	0	0.00%	0	0.00%
North Western	2	40.00%	3	60.00%	0	0.00%	0	0.00%	0	0.00%
NYEC	3	20.00%	9	60.00%	2	13.33%	1	6.67%	0	0.00%
Northern	0	0.00%	5	83.33%	1	16.67%	0	0.00%	0	0.00%
Northern Ireland	0	0.00%	0	0.00%	1	50.00%	0	0.00%	1	50.00%
Oxford	2	16.67%	7	58.33%	3	25.00%	0	0.00%	0	0.00%
Peninsula	3	60.00%	1	20.00%	1	20.00%	0	0.00%	0	0.00%
Scotland	11	40.74%	13	48.15%	2	7.41%	1	3.70%	0	0.00%
Severn	2	33.33%	4	66.67%	0	0.00%	0	0.00%	0	0.00%
South Yorkshire	3	33.33%	4	44.44%	2	22.22%	0	0.00%	0	0.00%
Trent	3	30.00%	7	70.00%	0	0.00%	0	0.00%	0	0.00%
Wales	4	50.00%	4	50.00%	0	0.00%	0	0.00%	0	0.00%
Wessex	3	50.00%	3	50.00%	0	0.00%	0	0.00%	0	0.00%
West Midlands Central	4	50.00%	2	25.00%	2	25.00%	0	0.00%	0	0.00%
West Midlands North	4	57.14%	3	42.86%	0	0.00%	0	0.00%	0	0.00%
West Midlands South	1	100.00%	0	0.00%	0	0.00%	0	0.00%	0	0.00%
West Yorkshire	2	33.33%	1	16.67%	2	33.33%	1	16.67%	0	0.00%
Totals	73	34.76%	104	49.52%	27	12.86%	5	2.38%	1	0.48%

In general, more respondents provided a higher rating for the quality of their clinical experience than their experience of the academic part of their foundation programme. Fewer respondents provided a negative rating regarding the clinical part of their training than their academic experience. There are notable differences in perceived quality across foundation schools, although the number of respondents does vary.

How useful do you feel your Foundation Programme will be for your future career? - The academic part of your Foundation Programme?

Rating	Number of Trainees	Percentage of Respondents
Very Useful	114	54.29%
Useful	51	24.29%
Fairly Useful	24	11.43%
Not Very Useful	16	7.62%
Useless	5	2.38%
Total	210	

The chart below shows the percentages of trainees who felt that the academic part of their programme would be very useful, useful, fairly useful, not very useful and useless for their future career.



Over half (54.29%) of respondents thought that the academic part of their programme would be very useful in terms of their future career, with 78.58% of trainees indicating that the academic part would be either useful or very useful for their future career. A little under 90% of respondents reported that the academic part would be fairly useful, useful or very useful for their future career.

Just over 10% of trainees felt that the academic component was either useless or not very useful for their future career.

Of the trainees who felt that the academic part of their programme was not very useful for their future career, 25% undertook foundation training at North Yorkshire and East Coast (NYEC) Foundation School and 25% carried out academic foundation programme at Scotland Foundation School.

Other trainees who felt that the academic component would not be very useful for their career completed their training at East Anglia, Leicestershire, Northamptonshire and Rutland (LNR), North Central Thames, North West Thames, Wales and West Yorkshire Foundation Schools.

Of those who thought their academic experience would be useless moving forward, 60% undertook their training at Scotland Foundation School. Trainees from Northern Ireland and West Yorkshire also felt that the academic part of their training would be useless for their future career.

The table below shows the number and percentage of respondents from each foundation school who felt the academic part of their programme will be very useful, useful, fairly useful, not very useful and useless for their future career.

Foundation School	Very Useful		Useful		Fairly Useful		Not Very		Useless	
	No.	%	No.	%	No.	%	No.	%	No.	%
East Anglia	11	78.57%	1	7.14%	1	7.14%	1	7.14%	0	0.00%
LNR	18	62.07%	7	24.14%	3	10.34%	1	3.45%	0	0.00%
Mersey	0	0.00%	1	100.00%	0	0.00%	0	0.00%	0	0.00%
North Central Thames	7	53.85%	2	15.38%	2	15.38%	2	15.38%	0	0.00%
North East Thames	4	80.00%	0	0.00%	1	20.00%	0	0.00%	0	0.00%
North West Thames	3	20.00%	7	46.67%	4	26.67%	1	6.67%	0	0.00%
North Western	4	80.00%	1	20.00%	0	0.00%	0	0.00%	0	0.00%
NYEC	5	33.33%	4	26.67%	2	13.33%	4	26.67%	0	0.00%
Northern	3	50.00%	1	16.67%	2	33.33%	0	0.00%	0	0.00%
Northern Ireland	1	50.00%	0	0.00%	0	0.00%	0	0.00%	1	50.00%
Oxford	9	75.00%	3	25.00%	0	0.00%	0	0.00%	0	0.00%
Peninsula	4	80.00%	0	0.00%	1	20.00%	0	0.00%	0	0.00%
Scotland	6	22.22%	9	33.33%	5	18.52%	4	14.81%	3	11.11%
Severn	3	50.00%	3	50.00%	0	0.00%	0	0.00%	0	0.00%
South Yorkshire	6	66.67%	2	22.22%	1	11.11%	0	0.00%	0	0.00%
Trent	7	70.00%	3	30.00%	0	0.00%	0	0.00%	0	0.00%
Wales	5	62.50%	0	0.00%	1	12.50%	2	25.00%	0	0.00%
Wessex	4	66.67%	2	33.33%	0	0.00%	0	0.00%	0	0.00%
West Midlands Central	7	87.50%	0	0.00%	1	12.50%	0	0.00%	0	0.00%
West Midlands North	3	42.86%	4	57.14%	0	0.00%	0	0.00%	0	0.00%
West Midlands South	1	100.00%	0	0.00%	0	0.00%	0	0.00%	0	0.00%
West Yorkshire	3	50.00%	1	16.67%	0	0.00%	1	16.67%	1	16.67%
Totals	114	54.29%	51	24.29%	24	11.43%	16	7.62%	5	2.38%

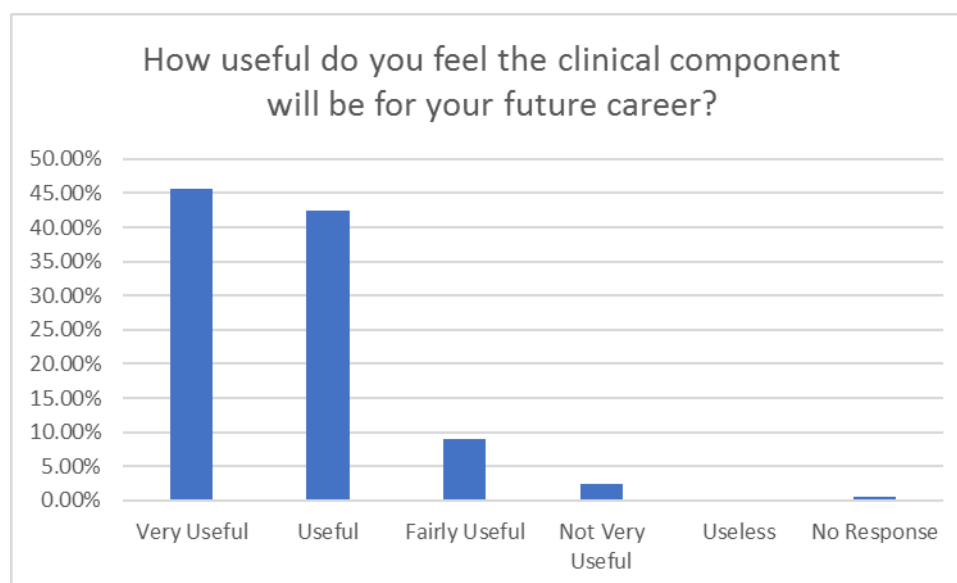
How useful do you feel your Foundation Programme will be for your future career? - The clinical part of your Foundation Programme?

Rating	Number of Trainees	Percentage of Respondents
Very Useful	96	45.71%
Useful	89	42.38%
Fairly Useful	19	9.05%
Not Very Useful	5	2.38%
Useless	0	0.00%
No Response	1	0.48%
Total	210	

Just under half (45.71%) of trainees felt that the clinical part of their training would be very useful for their future career. This is less than the number of respondents who felt their academic experience would be very useful. A higher percentage (88.09%) of trainees felt that the clinical part would be useful or very useful for their career. Over 97% of respondents also felt that the clinical part would be fairly useful, useful or very useful.

None of the respondents indicated that they felt that the clinical component would be useless moving forward. Less than 3% of trainees thought their clinical experience would not be very useful. These respondents undertook training as part of Leicestershire, Northamptonshire and Rutland (LNR), North Yorkshire and East Coast (NYEC), Scotland and West Yorkshire Foundation Schools.

The chart below shows the percentages of trainees who felt that the clinical part of their programme would be very useful, useful, fairly useful, not very useful and useless for their future career.



The table below shows the number and percentage of respondents from each foundation school who felt the clinical part of their programme will be very useful, useful, fairly useful, not very useful and useless for their future career.

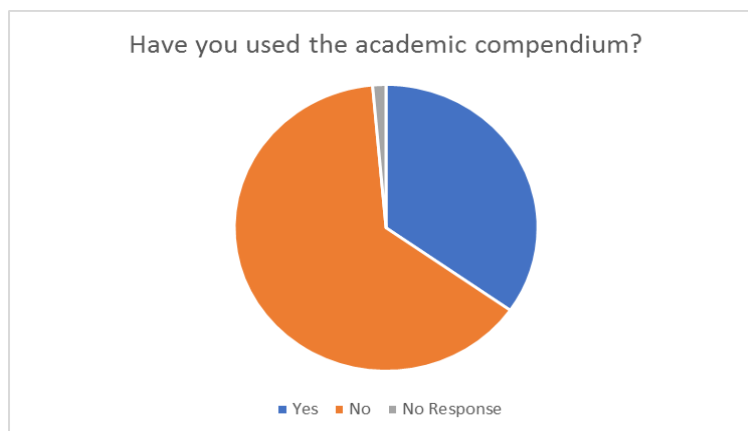
Foundation School	Very Useful		Useful		Fairly Useful		Not Very Useful		Useless	
	No.	%	No.	%	No.	%	No.	%	No.	%
East Anglia	8	57.14%	4	28.57%	2	14.29%	0	0.00%	0	0.00%
LNR	11	37.93%	13	44.83%	4	13.79%	1	3.45%	0	0.00%
Mersey	0	0.00%	1	100.00%	0	0.00%	0	0.00%	0	0.00%
North Central Thames	6	46.15%	7	53.85%	0	0.00%	0	0.00%	0	0.00%
North East Thames	5	100.00%	0	0.00%	0	0.00%	0	0.00%	0	0.00%
North West Thames	4	26.67%	9	60.00%	2	13.33%	0	0.00%	0	0.00%
North Western	2	40.00%	3	60.00%	0	0.00%	0	0.00%	0	0.00%
NYEC	8	53.33%	3	20.00%	2	13.33%	2	13.33%	0	0.00%
Northern	3	50.00%	2	33.33%	1	16.67%	0	0.00%	0	0.00%
Northern Ireland	0	0.00%	1	50.00%	1	50.00%	0	0.00%	0	0.00%
Oxford	4	33.33%	7	58.33%	1	8.33%	0	0.00%	0	0.00%
Peninsula	1	20.00%	3	60.00%	0	0.00%	0	0.00%	0	0.00%
Scotland	14	51.85%	10	37.04%	2	7.41%	1	3.70%	0	0.00%
Severn	2	33.33%	4	66.67%	0	0.00%	0	0.00%	0	0.00%
South Yorkshire	4	44.44%	4	44.44%	1	11.11%	0	0.00%	0	0.00%
Trent	5	50.00%	5	50.00%	0	0.00%	0	0.00%	0	0.00%
Wales	6	75.00%	2	25.00%	0	0.00%	0	0.00%	0	0.00%
Wessex	4	66.67%	2	33.33%	0	0.00%	0	0.00%	0	0.00%
West Midlands Central	4	50.00%	3	37.50%	1	12.50%	0	0.00%	0	0.00%
West Midlands North	4	57.14%	3	42.86%	0	0.00%	0	0.00%	0	0.00%
West Midlands South	1	100.00%	0	0.00%	0	0.00%	0	0.00%	0	0.00%
West Yorkshire	0	0.00%	3	50.00%	2	33.33%	1	16.67%	0	0.00%
Totals	96	45.71%	89	42.38%	19	9.05%	5	2.38%	0	0.00%

In totality, more trainees felt that the clinical component would be useful for their future career.

Have you used the compendium of academic competencies?

Response	Number of Trainees	Percentage of Respondents
Yes	73	34.76%
No	134	63.81%
No Response	3	1.43%

The chart below shows the percentages of trainees who had utilised the compendium of academic competencies.



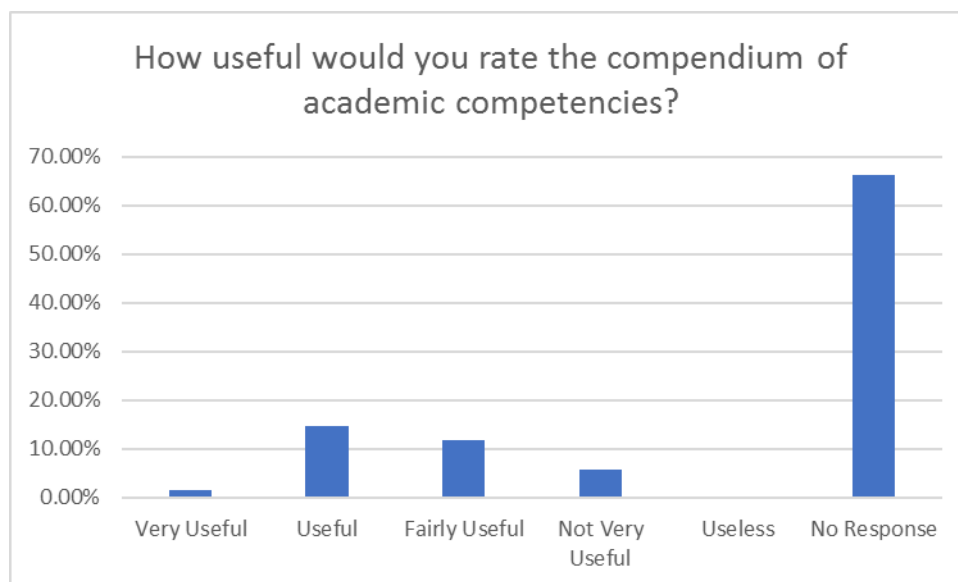
The table shows the number and percentage of trainees by foundation school who used the compendium.

Foundation School	Number Who Used the Compendium	% Who Used the Compendium	Number Who Didn't Use the Compendium	Percentage Who Didn't Use the Compendium
East Anglia	3	21.43%	11	78.57%
LNR	6	20.69%	23	79.31%
Mersey	0	0.00%	1	100.00%
North Central Thames	1	7.69%	12	92.31%
North East Thames	5	100.00%	0	0.00%
North West Thames	10	66.67%	5	33.33%
North Western	1	20.00%	4	80.00%
NYEC	9	60.00%	6	40.00%
Northern	2	33.33%	3	50.00%
Northern Ireland	1	50.00%	1	50.00%
Oxford	4	33.33%	8	66.67%
Peninsula	1	20.00%	4	80.00%
Scotland	6	22.22%	21	77.78%
Severn	2	33.33%	3	50.00%
South Yorkshire	4	44.44%	5	55.56%
Trent	3	30.00%	7	70.00%
Wales	1	12.50%	7	87.50%
Wessex	4	66.67%	2	33.33%
West Midlands Central	5	62.50%	3	37.50%
West Midlands North	2	28.57%	5	71.43%
West Midlands South	1	100.00%	0	0.00%
West Yorkshire	2	33.33%	3	50.00%
Totals	73	34.76%	134	63.81%

How useful would you rate the compendium of academic competencies?

Rating	Number of Trainees	Percentage of Respondents
Very Useful	3	1.43%
Useful	31	14.76%
Fairly Useful	25	11.90%
Not Very Useful	12	5.71%
Useless	0	0.00%
No Response	139	66.19%
Total	210	

The chart below shows the percentages of trainees who would rate the academic compendium as very useful, useful, fairly useful not very useful, useless and those who did not respond on account of never had read the resource.



From the trainees who had used the compendium, feedback suggests that it is generally considered a useful resource. However, it is worth noting that the majority of respondents had not actually read the compendium.